


**Model 7064 TNC (F) Panel 50  $\Omega$ , RG-58, 58A, 58C, 141, 303, LMR195, Belden 7806A.**



Model 7064 BNC (M) 50  $\Omega$  RG-58, 58A, 58C, 141, 303, LMR195, Belden 7806A.

Use for your 50  $\Omega$  TNC panel mount cable assembly applications.

## Features

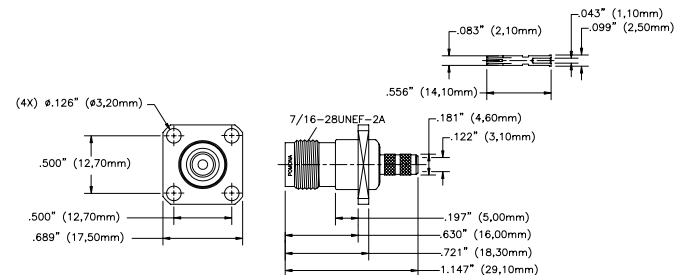
- Designed for common cables (see table on page 2 for cable types and crimp die information). Precision machined.
- Mounting holes are .5 inch spacing.
- Gold-plated (15 micro-inches) contacts.
- Insulation material is PTFE (**not delrin**).

## Materials

- Body is machined brass with tarnish resistant nickel plating.
- Female center contacts are gold plated (15 micro-inches) beryllium copper.
- High quality machined PTFE dielectric.

## Ordering Information

Model: 7064, TNC (F), Panel, 50  $\Omega$ .



See page 2 for cable type, crimp information and cable assembly instructions.

## Specifications

Nominal impedance	50 $\Omega$
Frequency	0-11 GHz
VSWR	1.30 max. 0-11 GHz
Center / Outer contact resistance	1.5 / 0.2 m $\Omega$
Number of insertions	500
Insulation resistance	5000 M $\Omega$ (min)
Dielectric withstand voltage	1500 Vrms
Ratings: Voltage: 500 Vrms Operating temperature: -85 °F to +131 °F (-65 °C to +155 °C) Max.	

USA: Sales: 800-490-2361 Technical Support: 800-241-2060 Fax: 888-403-3360

Europe: 31-(0) 40 2675 150 International: 425-446-5500

e-mail: [technicalsupport@pomonatest.com](mailto:technicalsupport@pomonatest.com)

Where to Buy: [www.pomonaelectronics.com](http://www.pomonaelectronics.com)

All dimensions are in inches. Tolerances (except noted): .xx =  $\pm .02$ " (.51 mm), .xxx =  $\pm .005$ " (.127 mm). All specifications are to the latest revisions. Specifications are subject to change without notice. Registered trademarks are the property of their respective companies.

**Model 7064 TNC (F) Panel 50  $\Omega$ , RG-58, 58A, 58C, 141, 303, LMR195, Belden 7806A.**

Connector Model #	Cable Groups	Crimp Die set* Size (Hex/Pin)
7042	RG-58, 58A, 58C, 141, 303, LMR195, Belden 7806A.	Model 7278 (.213 / .068)

**Cable Type and Crimp Die Sizes**

\*For use with Pomona Crimp Tool Model 7277.

**Cable Assembly Instructions**

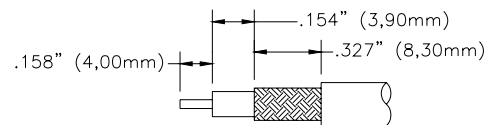
1. CUT CABLE END EVENLY AND PERPENDICULAR



2. SLIDE OUTER FERRULE OVER CABLE END.

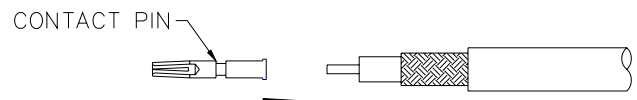


3. STRIP CABLE JACKET, BRAID, AND DIELECTRIC TO SPECIFICATION LENGTHS. (NOTE: FOIL AND BRAID CABLES SHOULD LEAVE FOIL TO END OF DIELECTRIC).



RECOMMENDED STRIP LENGTHS FOR MODEL 7064

4. INSERT CONTACT PIN ONTO CABLE'S CENTER CONDUCTOR SO THAT IT IS FLUSH TO DIELECTRIC, CRIMP OR SOLDER CONTACT FIRMLY.



**USA:** Sales: 800-490-2361 Technical Support: 800-241-2060 Fax: 888-403-3360

**Europe:** 31-(0) 40 2675 150 **International:** 425-446-5500

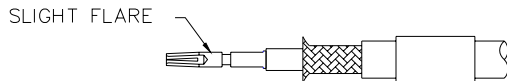
**e-mail:** [technicalsupport@pomonatest.com](mailto:technicalsupport@pomonatest.com)

**Where to Buy:** [www.pomonaelectronics.com](http://www.pomonaelectronics.com)

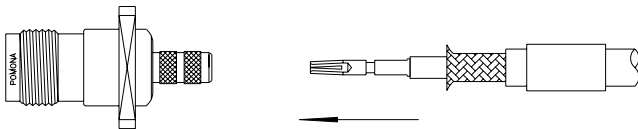
All dimensions are in inches. Tolerances (except noted): .xx =  $\pm .02$ " (.51 mm), .xxx =  $\pm .005$ " (.127 mm). All specifications are to the latest revisions. Specifications are subject to change without notice. Registered trademarks are the property of their respective companies.

**Model 7064 TNC (F) Panel 50  $\Omega$ , RG-58, 58A, 58C, 141,  
303, LMR195, Belden 7806A.**

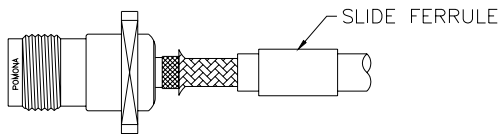
5. FLARE BRAID END SLIGHTLY.



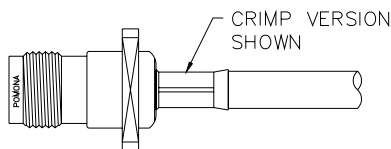
6. INSERT PIN-END INTO CONNECTOR BODY AND PUSH UNTIL IT CLICKS INTO PLACE.



7. SLIDE OUTER FERRULE OVER BRAID AND UP AGAINST BODY ASSEMBLY.



8. CRIMP OUTER FERRULE WITH APPROPRIATE CRIMP TOOL.



**USA:** Sales: 800-490-2361 Technical Support: 800-241-2060 Fax: 888-403-3360

**Europe:** 31-(0) 40 2675 150 **International:** 425-446-5500

**e-mail:** [technicalsupport@pomonatest.com](mailto:technicalsupport@pomonatest.com)

**Where to Buy:** [www.pomonaelectronics.com](http://www.pomonaelectronics.com)

All dimensions are in inches. Tolerances (except noted): .xx =  $\pm 0.02$ " (.51 mm), .xxx =  $\pm 0.005$ " (.127 mm). All specifications are to the latest revisions. Specifications are subject to change without notice. Registered trademarks are the property of their respective companies.

# Mouser Electronics

Authorized Distributor

Click to View Pricing, Inventory, Delivery & Lifecycle Information:

Pomona:

7064