

INTRODUCTION:

Adam Tech Friction Lock Header & Housing set was designed to attach wires to a PCB. This series features a friction locking header which mates to a polarized wire housing with crimp contacts. This set provides a secure, easy to mate connection with superior electrical characteristics.

FEATURES:

Precision .025" sq. posts
Secure friction lock
Polarized anti-vibration design
Available in 2 - 20 positions

MATING CONNECTORS:

All industry standard .100 centerline compatible latching headers and housings

SPECIFICATIONS:

Material:

Insulator: Nylon 66, rated UL94V-2
Insulator Color: White
Contacts: Phosphor bronze and Brass

Contact Plating:

Tin over copper underplate overall

Electrical:

Operating voltage: 250V AC max.
Current rating: 3 Amps max.
Insulation resistance: 1000 MΩ min.
Dielectric withstanding voltage: 500V AC for 1 minute

Mechanical:

Recommended wire size: 22 to 28 Awg with .059" O.D. insulation max.

Temperature Rating:


Operating temperature: -25°C to +85°C

PACKAGING:

Anti-ESD plastic bags

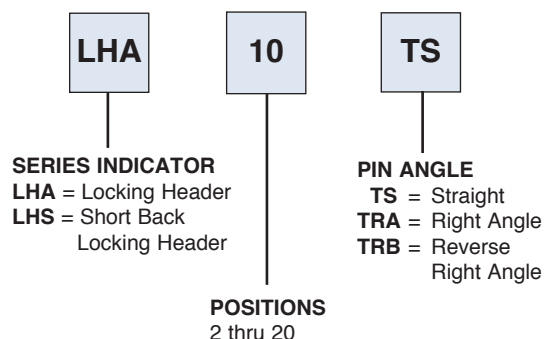
SAFETY AGENCY APPROVALS:

UL Recognized & CSA Certified, File no. E224053

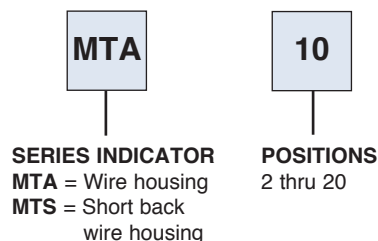


ORDERING INFORMATION

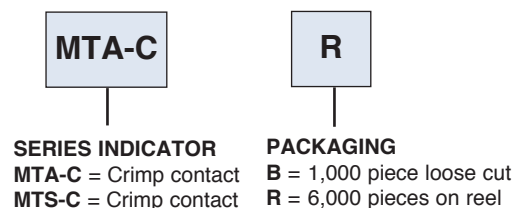
FRICITION LOCK HEADER



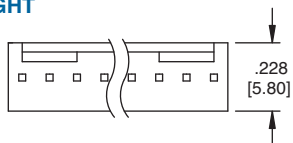
HOUSING



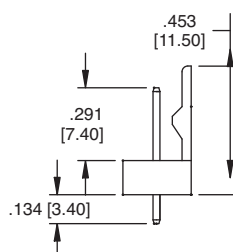
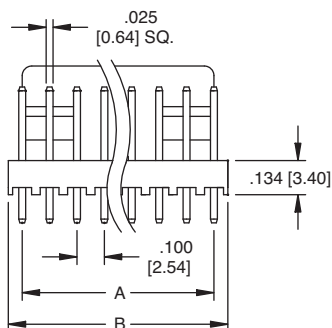
CRIMP CONTACT



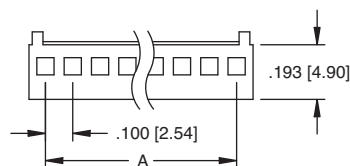
LHA STRAIGHT



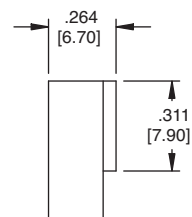
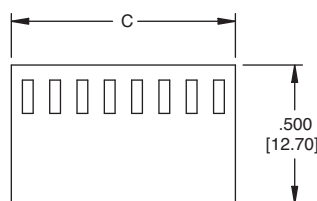
LHA-08-TS



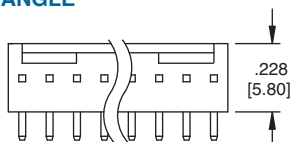
MTA HOUSING



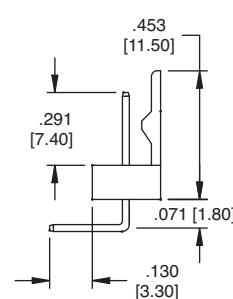
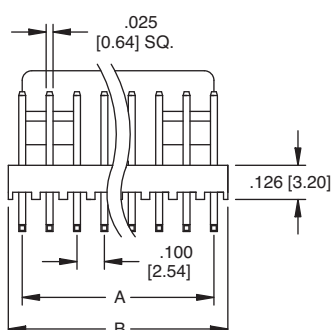
MTA-08



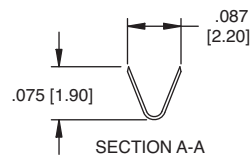
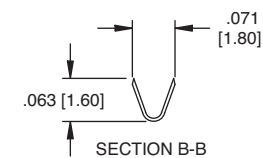
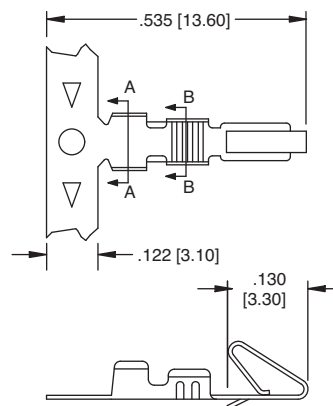
LHA RIGHT ANGLE



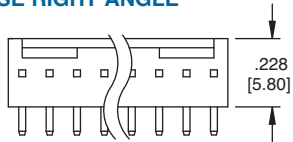
LHA-08-TRA



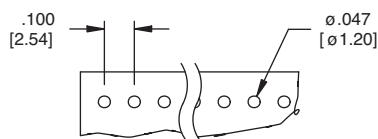
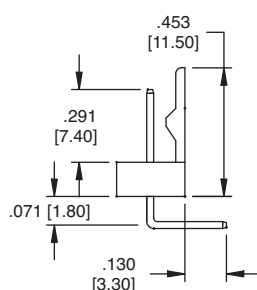
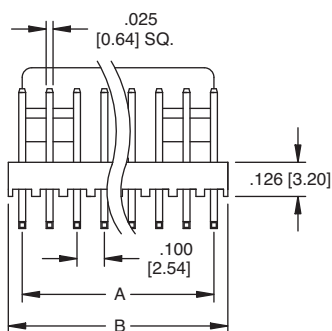
MTA-C CONTACT



LHA REVERSE RIGHT ANGLE



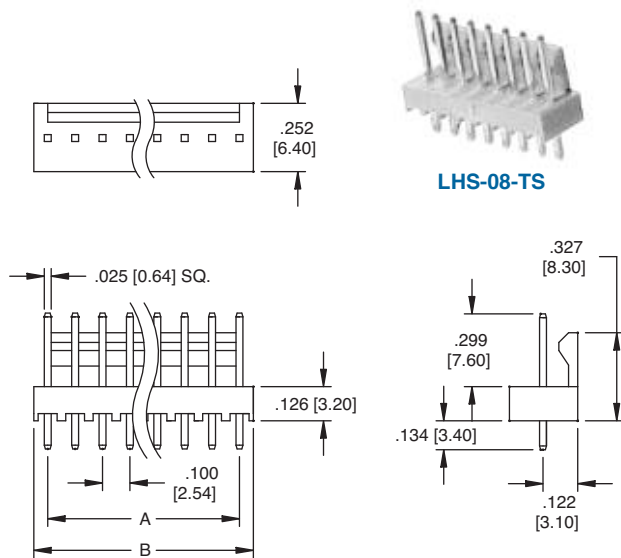
LHA-08-TRB



Recommended PCB Layout

A = .100 [2.54] x No. of Spaces
B = .100 [2.54] X No. of Spaces + .100 [2.54]
C = .100 [2.54] X No. of Spaces + .122 [3.11]

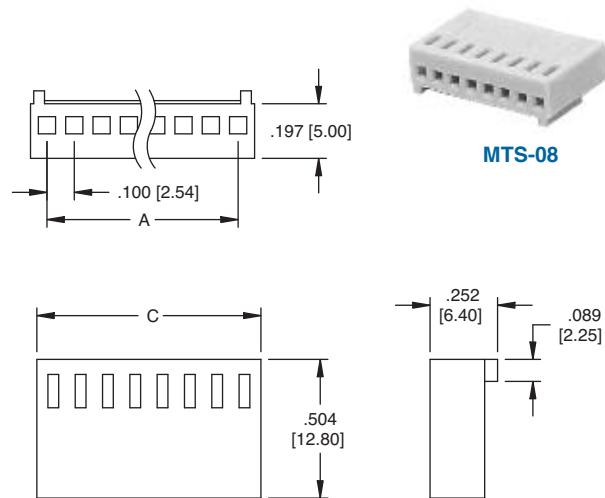
LHS STRAIGHT PCB MOUNT



LHS-08-TS

A = .100 [2.54] x No. of Spaces
B = .100 [2.54] X No. of Spaces + .104 [2.65]

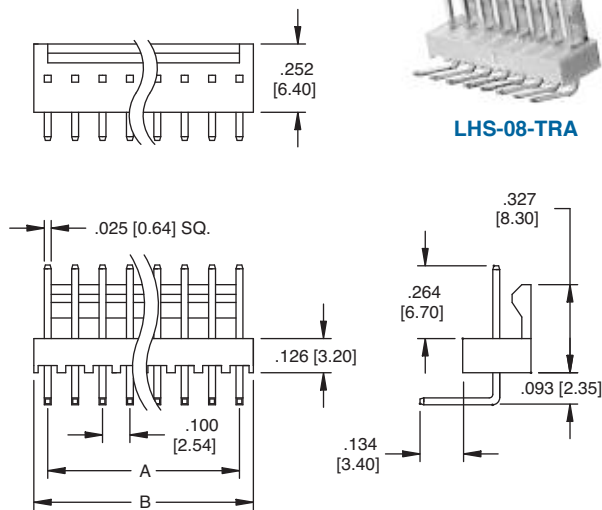
MTS HOUSING



MTS-08

A = .100 [2.54] x No. of Spaces
B = .100 [2.54] X No. of Spaces + .104 [2.65]

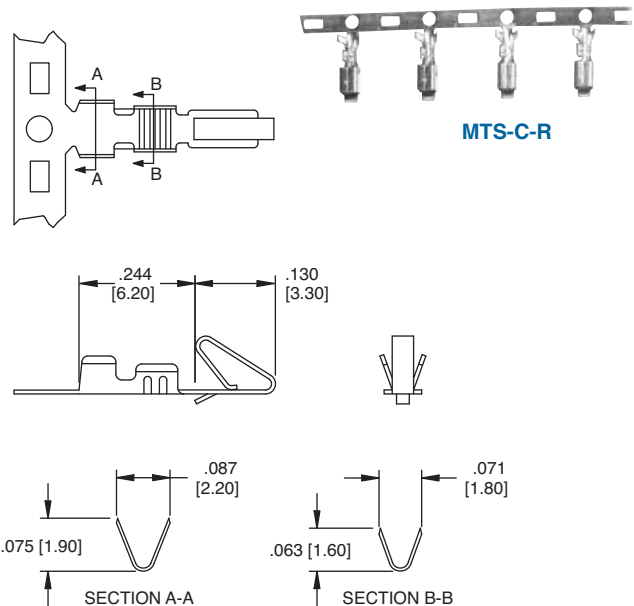
LHS RIGHT ANGLE PCB MOUNT



LHS-08-TRA

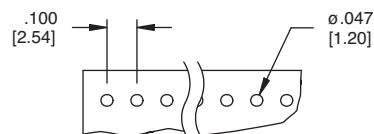
A = .100 [2.54] x No. of Spaces
B = .100 [2.54] X No. of Spaces + .104 [2.65]

MTS-C CRIMP CONTACTS



MTS-C-R

SECTION A-A
SECTION B-B



A = .100 [2.54] x No. of Spaces
B = .100 [2.54] X No. of Spaces + .104 [2.65]

Recommended PCB Layout

Mouser Electronics

Authorized Distributor

Click to View Pricing, Inventory, Delivery & Lifecycle Information:

ADAM TECH:

[LHS-08-TS](#) [LHS-10-TS](#) [LHS-02-TS](#)