| REVISIONS | | |
|---|---|---|
| ISS | ZONE | DESCRIPTION\PER REQUEST\DATE |
| | | |

CONFIGURATION CONTROL:
NO CHANGES PERMITTED TO DRAWING WITHOUT PPAP QUALIFIED CUSTOMER APPROVAL

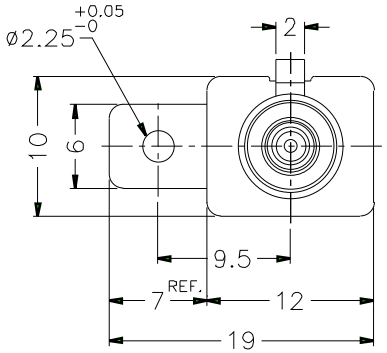


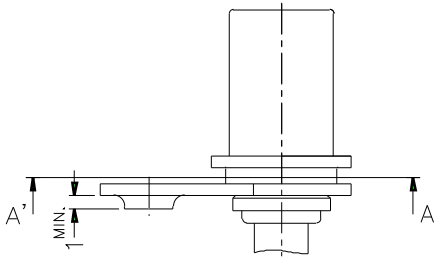


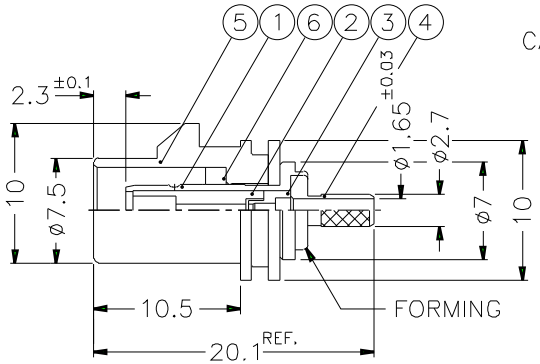


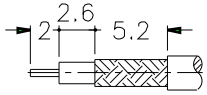


RECOMMENDED CABLE STRIPPING DIM'S

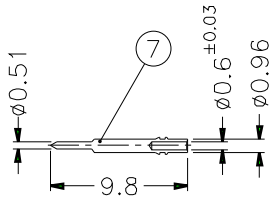


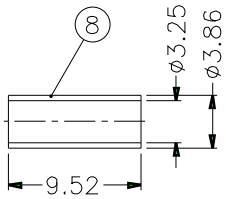


1. CRIMPED FERRULE HEX CRIMP SIZE .128"
2. CRIMPED CONTACT PIN SQ. CRIMP SIZE 0.7 MM

TABLE

| KEY CODING | D/N | P/N | LOCK COVER |
|---|---|---|---|
| A | FK1321AW-007-NT30G-50 | FA1-NASP-C01-0 | FKLC10201A |
| B | FK1321BW-007-NT30G-50 | FA1-NBSP-C01-0 | FKLC10202A |
| C | FK1321CW-007-NT30G-50 | FA1-NCSP-C01-0 | FKLC10203A |
| D | FK1321DW-007-NT30G-50 | FA1-NDSP-C01-0 | FKLC10204A |
| E | FK1321EW-007-NT30G-50 | FA1-NESP-C01-0 | FKLC10205A |
| F | FK1321FW-007-NT30G-50 | FA1-NFSP-C01-0 | FKLC10206A |
| G | FK1321GW-007-NT30G-50 | FA1-NGSP-C01-0 | FKLC10207A |
| H | FK1321HW-007-NT30G-50 | FA1-NHSP-C01-0 | FKLC10208A |
| I | FK1321IW-007-NT30G-50 | FA1-NISP-C01-0 | FKLC10209A |
| K | FK1321KW-007-NT30G-50 | FA1-NKSP-C01-0 | FKLC10210A |
| Z | FK1321ZW-007-NT30G-50 | FA1-NZSP-C01-0 | FKLC10211A |

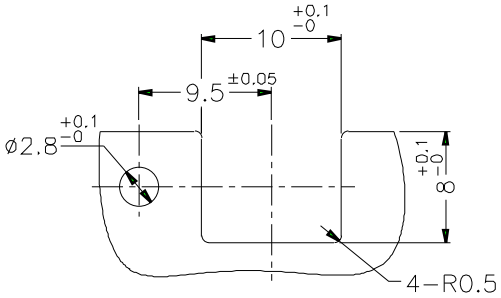


RECOMMENDED MOUNTING HOLE

NOTES: FINISH (PLATING THICKNESS IN MICRO-INCHES)
1. BRASS PER QQ-B-626, ALLOY 360, 1/2 H ; JIS H3250 C 3604BD OR EQUIVALENT
2. NICKEL PL. 60 MIN. THICK OVER COPPER STRIKE
3. GOLD PL. 30 MIN. THICK OVER NICKEL PL. 100 MIN. THICK OVER COPPER STRIKE
4. TEFLON MIL-P-19468 OR EQUIVALENT
5. COPPER PER ASTM B-75 ALLOY C12200 OR EQUIVALENT
6. PBT(WITH 15% GLASS FIBER) PER CHANG CHUN GRADE 4115202 OR EQUIVALENT

| NO. | DESCRIPTION | MATERIAL | FINISH | Q'TY | DRAWING NO. |
|---|---|---|---|---|---|
| 8 | FERRULE | NOTE 5 | NOTE 2 | 1 | FKFR00101A |
| 7 | CONTACT PIN | NOTE 1 | NOTE 3 | 1 | FKCP00101A |
| 6 | RING | NOTE 1 | NOTE 2 | 1 | FKLR00101A |
| 5 | LOCK COVER | NOTE 6 | | 1 | SEE TABLE |
| 4 | BARREL | NOTE 1 | NOTE 2 | 1 | FKBR00101B |
| 3 | INSULATOR | NOTE 4 | NATURAL | 1 | FKNS00201A |
| 2 | INSULATOR | NOTE 4 | NATURAL | 1 | FKNS00101A |
| 1 | MAIN BODY | NOTE 1 | NOTE 2 | 1 | FKMB00101A |

DIMENSIONS ARE IN MILLIMETERS

UNLESS OTHERWISE SPECIFIED TOLERANCES
0.5-6 = ±0.2
6-30 = ±0.4
30-120 = ±0.6
120-315 = ±1
315-1000 = ±1.6
1000-2000 = ±2.4

SCALE 2/1 ISSUE 1

PART NO. FA1-NXSP-C01-0

APPROVED DATE 10-04-01'

CHECKED DATE 10-04-01'

DRAWN ANGELA DATE 10-04-01'

**Amphenol**
Danbury,CT,USA-Tainan,Taiwan-Shenzehn,China

TITLE
FAKRA SMB CRIMP PLUG
(FOR RG-174/U, 188A/U, 316/U CABLE)

DRAWING NO.
KJ-FK1321XX-007-NT30G-50

FILE NO. F:\DWG\FK\FA1\NXSP\C01\0