THIS DRAWING IS UNPUBLISHED. RELEASED FOR PUBLICATION -.- .
© COPYRIGHT - BY TYCO ELECTRONICS CORPORATION. ALL RIGHTS RESERVED.

LOC	DIST
AD	00

REVISIONS

P	LTR	DESCRIPTION	DATE	DWN	APVD
	K	0G3C-0216-05	16AUG05	RB	JG

1. THE NOTED DIMENSIONS APPLY AT THE INTERSECTION OF THE POST AND HOUSING
2. POINT OF MEASUREMENT FOR PLATING THICKNESS
3. MATERIAL: HOUSING- FLAME RETARDANT THERMOPLASTIC, COLOR- BLACK
   POSTS- PHOS BRONZE
4. FINISH: POSTS- .000015 GOLD IN CONTACT AREA,
   .000100-.000200 MATTE TIN-LEAD ON SOLDER TAIL,
   ALL OVER .000050 NICKEL
5. FINISH: POSTS- .000015 GOLD IN CONTACT AREA,
   .000100-.000200 MATTE TIN ON SOLDER TAIL,
   ALL OVER .000050 NICKEL

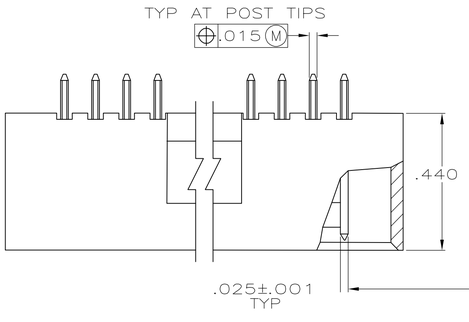

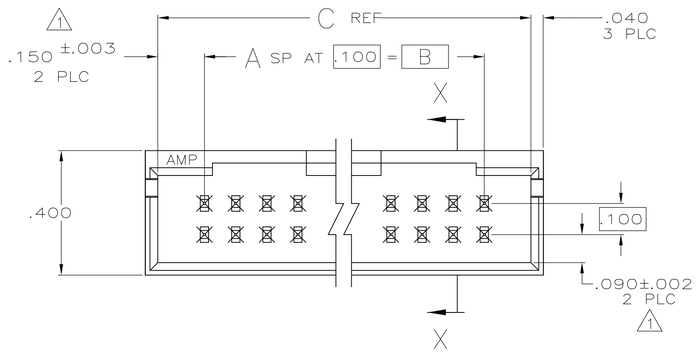

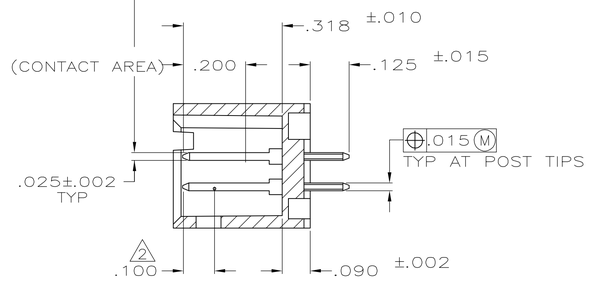

SECTION X-X

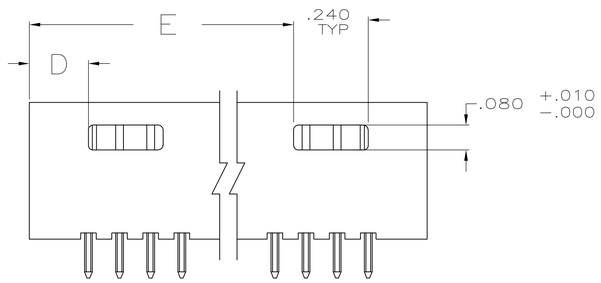

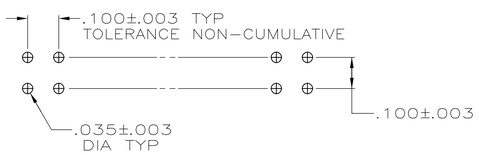

RECOMMENDED HOLE LAYOUT

	3.490	.190	3.800	3.500	35	72	8-102619-4
	3.390	.190	3.700	3.400	34	70	8-102619-3
	3.290	.190	3.600	3.300	33	68	8-102619-2
	3.190	.190	3.500	3.200	32	66	8-102619-1
	3.090	.190	3.400	3.100	31	64	8-102619-0
	2.990	.190	3.300	3.000	30	62	7-102619-9
	2.890	.190	3.200	2.900	29	60	7-102619-8
	2.790	.190	3.100	2.800	28	58	7-102619-7
	2.690	.190	3.000	2.700	27	56	7-102619-6
	2.590	.190	2.900	2.600	26	54	7-102619-5
	2.490	.190	2.800	2.500	25	52	7-102619-4
	2.390	.190	2.700	2.400	24	50	7-102619-3
	2.290	.190	2.600	2.300	23	48	7-102619-2
	2.190	.190	2.500	2.200	22	46	7-102619-1
	2.090	.190	2.400	2.100	21	44	7-102619-0
	1.990	.190	2.300	2.000	20	42	6-102619-9
5	1.890	.190	2.200	1.900	19	40	6-102619-8
	1.790	.190	2.100	1.800	18	38	6-102619-7
	1.690	.190	2.000	1.700	17	36	6-102619-6
	1.590	.190	1.900	1.600	16	34	6-102619-5
	1.490	.190	1.800	1.500	15	32	6-102619-4
	1.390	.190	1.700	1.400	14	30	6-102619-3
	1.290	.190	1.600	1.300	13	28	6-102619-2
	1.190	.190	1.500	1.200	12	26	6-102619-1
	1.090	.190	1.400	1.100	11	24	6-102619-0
	.990	.190	1.300	1.000	10	22	5-102619-9
	.890	.190	1.200	.900	9	20	5-102619-8
	—	.490	1.100	.800	8	18	5-102619-7
	—	.390	1.000	.700	7	16	5-102619-6
	—	.390	.900	.600	6	14	5-102619-5
	—	.290	.800	.500	5	12	5-102619-4
	—	.290	.700	.400	4	10	5-102619-3
	—	.190	.600	.300	3	8	5-102619-2
	—	.190	.500	.200	2	6	5-102619-1
	3.490	.190	3.800	3.500	35	72	3-102619-4
	3.390	.190	3.700	3.400	34	70	3-102619-3
	3.290	.190	3.600	3.300	33	68	3-102619-2
	3.190	.190	3.500	3.200	32	66	3-102619-1
	3.090	.190	3.400	3.100	31	64	3-102619-0
	2.990	.190	3.300	3.000	30	62	2-102619-9
	2.890	.190	3.200	2.900	29	60	2-102619-8
	2.790	.190	3.100	2.800	28	58	2-102619-7
	2.690	.190	3.000	2.700	27	56	2-102619-6
	2.590	.190	2.900	2.600	26	54	2-102619-5
	2.490	.190	2.800	2.500	25	52	2-102619-4
	2.390	.190	2.700	2.400	24	50	2-102619-3
	2.290	.190	2.600	2.300	23	48	2-102619-2
	2.190	.190	2.500	2.200	22	46	2-102619-1
	2.090	.190	2.400	2.100	21	44	2-102619-0
	1.990	.190	2.300	2.000	20	42	1-102619-9
4	1.890	.190	2.200	1.900	19	40	1-102619-8
	1.790	.190	2.100	1.800	18	38	1-102619-7
	1.690	.190	2.000	1.700	17	36	1-102619-6
	1.590	.190	1.900	1.600	16	34	1-102619-5
	1.490	.190	1.800	1.500	15	32	1-102619-4
	1.390	.190	1.700	1.400	14	30	1-102619-3
	1.290	.190	1.600	1.300	13	28	1-102619-2
	1.190	.190	1.500	1.200	12	26	1-102619-1
	1.090	.190	1.400	1.100	11	24	1-102619-0
	.990	.190	1.300	1.000	10	22	102619-9
	.890	.190	1.200	.900	9	20	102619-8
	—	.490	1.100	.800	8	18	102619-7
	—	.390	1.000	.700	7	16	102619-6
	—	.390	.900	.600	6	14	102619-5
	—	.290	.800	.500	5	12	102619-4
	—	.290	.700	.400	4	10	102619-3
	—	.190	.600	.300	3	8	102619-2
	—	.190	.500	.200	2	6	102619-1
FINISH	E	D	C	B	A	NO OF POSN	ASSEMBLY PART NUMBER

THIS DRAWING IS A CONTROLLED DOCUMENT.

DIMENSIONS: INCHES

TOLERANCES UNLESS OTHERWISE SPECIFIED:
0 PLC ± -
1 PLC ± -
2 PLC ± -
3 PLC ± .005
4 PLC ± -
ANGLES ± -

MATERIAL 3

FINISH SEE TABLE

DWN R BROWN 16AUG05
CHK J GESFORD 16AUG05
APVD J GESFORD 16AUG05
PRODUCT SPEC —
APPLICATION SPEC —
WEIGHT —

tyco Electronics
Tyco Electronics Corporation
Harrisburg, Pa 17105-3608

NAME
HDR ASSY, MOD II, SHROUDED,
4 SIDES, DBL ROW, VERTICAL,
.100X.100 CL, WITH .025 SQ. POSTS

SIZE	CAGE CODE	DRAWING NO	RESTRICTED TO
A1	00779	C-102619	—

CUSTOMER DRAWING SCALE 4:1 SHEET 1 OF 1 REV K