| CONNECTOR SERIE 106 FEMALE | | |
|---|---|---|
| LF contacts number **nn** | Length in mm | |
| | A | B |
| 02 | 2 | 7 |
| 03 | 4 | 9 |
| 04 | 6 | 11 |
| 05 | 8 | 13 |
| 06 | 10 | 15 |
| 07 | 12 | 17 |
| 08 | 14 | 19 |
| 09 | 16 | 21 |
| 10 | 18 | 23 |
| 11 | 20 | 25 |
| 12 | 22 | 27 |
| 13 | 24 | 29 |
| 14 | 26 | 31 |
| 15 | 28 | 33 |
| 16 | 30 | 35 |
| 17 | 32 | 37 |
| 18 | 34 | 39 |
| 19 | 36 | 41 |
| 20 | 38 | 43 |
| 21 | 40 | 45 |
| 22 | 42 | 47 |
| 23 | 44 | 49 |
| 24 | 46 | 51 |
| 25 | 48 | 53 |

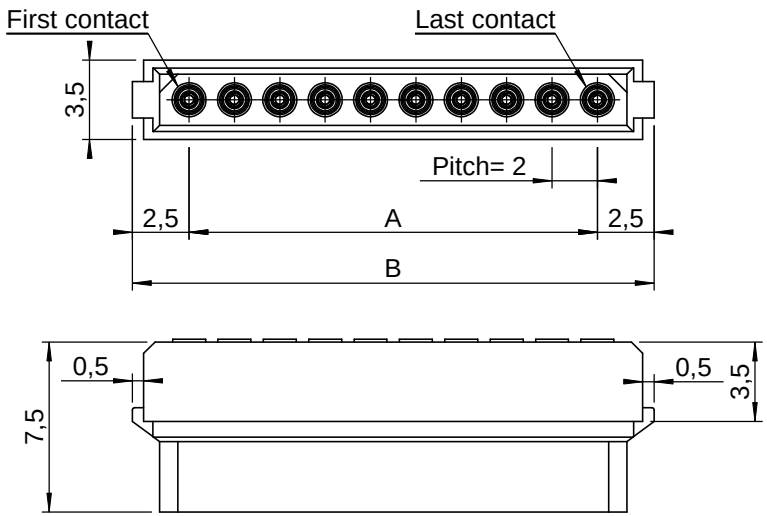


Ref : C16026
Female crimp contact "S"
for AWG24-28

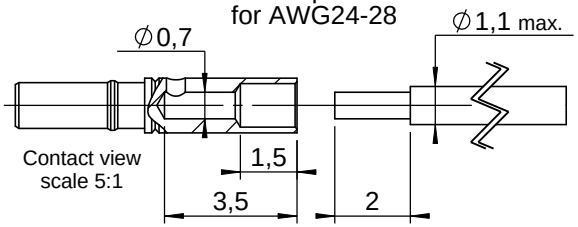


| 1 | 0 | 6 | S | n | n |
|---|---|---|---|---|---|

Contacts number

# TECHNICALS FEATURES

## MATERIAL

**INSULATOR : Glass filled thermoplastic UL 94-V0**

**CRIMPING SIGNAL CONTACTS :**
**Female :** Beryllium copper / gold on clip
Brass / tin plated

## ELECTRICAL

- **All contacts** 3 A max. @ 25℃
  2.2 A max. @ 85℃
- **Working / Rated voltage (sea level)** 300V AC/DC
- **Proof / Withstanding voltage** 400V AC/DC
- **Contact resistance (initial)** max. 20 mΩ
- **Contact resistance (after conditioning)** max. 25 mΩ
- **Insulation resistance (initial)** 1000 MΩ min

## MECHANICAL

- **Mechanical operations** 500 cycles.
- **Contact insertion and withdrawal force** 2N max. / 0.2 N min.

## ENVIRONMENTAL

- **Temperature range** From -55℃ to +125℃
  **Peak Reflow Compatible 260℃**
- **ROHS** Yes

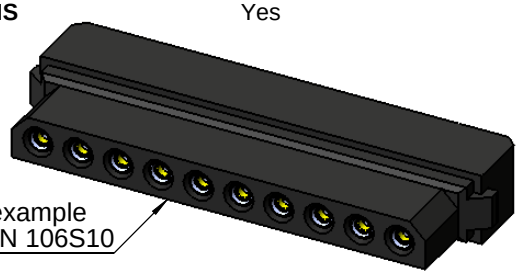

3D example
with P/N 106S10

| | |
|---|---|
| LF contacts insertion & withdrawal tool | P/N C12935 |

| | |
|---|---|
| Recommended hand crimp tool | P/N MH800 |
| Recommended posisioner | P/N K1692 |
| AWG24 crimp tool setting | Position 7 |
| AWG26 & AWG28 crimp tool setting | Position 6 |


Ce plan est la propriété exclusive de la société NICOMATIC.
Il ne peut être reproduit sans son autorisation. Loi du 11.03.1902.

This document and drawings, sketches, and schematic drawings are the property of the NICOMATIC company. and no parts thereof may be reproduced and used without the written consent of the owner.
Law dated 11.03.1902



NICOMATIC
173, rue des fougères
Z.I. Les Bracots
F-74890 Bons-en-Chablais
Tel. : +33 (0)4.50.36.13.85
Fax : +33 (0)4.50.36.11.33
Web : www.nicomatic.com


| Ind | Date | Drawn | Checked | Approved |
|---|---|---|---|---|
| a | 06/05/08 | H.T. | D.Z. | O.N. |

Echelle/Scale 3:1

**Désignation : Connector CMM Female crimp AWG 24-28**

Repertoire / Folder : X:\Méthodes\CMM Industriel\106\106Snn_cl

**Réf. catalogue / *Catalogue Reference*** 106Snn

Tolérance générale / *General tolerance* ±0.2

Page 1/1

A4