

CCM05 SD, MMC & miniSD

For one of the most common card formats, we offer various reading options in a small and sturdy packaging. This includes the smaller standard of the miniSD, designed for the mobile communication needs.

Features

- Accept both MMC and SD card (except 5502)
- Standard and reverse reading
- Long or short cover
- Smooth push push mechanism
- Card detect and write protect switches
- Front metal tab for better PCB tear-off resistance
- Front cover retention for temper resistant card entrance
- Low profile push push connectors (2.65 mm for SD, 2.10 mm for miniSD)

Physical Data

Contacts	Phosphor bronze
Contact finish (towards the card)	Gold over nickel
Write protect contact	Copper alloy / nickel overall finish
Card detect contact	Copper alloy / nickel overall finish
Contact finish (towards the PCB)	Gold over nickel
Metal cover	Copper alloy / nickel plated overall
Cover ground tails	Gold plated over nickel
Molding	High temp. Thermoplastic, UL 94V-0

Mechanical Data

Number of contacts	7 (MMC), 9 (SD),10 (miniSD)
Operating life standard & reverse type	≥ 10,000 cycles
Operating life push-push type	≥ 5,000 cycles
Contact force (signal contact)	0.20 N min.
Card insertion force	40 N max.
Card withdrawal force	2 N min.
Vibration	According to IEC 512 part 4, test 6d. 10 to 500 Hz / 50m/s^2 / 3 axis / 2 hours per axis No discontinuity > 1 µs
Mechanical shock	Peak value 500 m/s^2 11ms. 3 shock in each direction of each axis. No electrical discontinuity 1 µs.

Contact Electrical Data

Voltage / ct	≤ 5 Vdc
Current / ct	≤ 500 mA
Contact resistance	≤ 100 milliohms
Voltage proof	≥ 500 Vrms
Insulation resistance	1000 MΩ min.

Environmental Data

Operating temperature	-25°C / +85°C
Storage temperature	-40°C / +85°C
Soldering temperature	230°C / 5 sec according to MIL-STD-202F, method 208
Moisture resistance	40°C / 93% HR / 96 hours. According to MIL-STD-202F, method 103B, test condition B
Corrosion	48 hours according to IEC 512 test 11f

Ordering Code

CCM05-5502 R901	MMC card 2 pegs short cover
CCM05-5761 R601	SD card & MMC stand off
CCM05-5770 T48	SD card & MMC 2 pegs with chamfer
CCM05-5772 T45	SD card & MMC 2 pegs push-push
CCM05-5773 T50	miniSD card
CCM05-5775 T48	SD card & MMC 2 pegs
CCM05-5776 T50	miniSD card push-push
CCM05-5777 T50	SD card & MMC 2 pegs short cover
CCM05-5778 T45	SD card 2 pegs reverse

Packaging

Please look at part number designation to determine packaging:
T = Tray R = tape on reel - please contact Customer Service for quantity.

Cannon

ITT Industries
Engineered for life

Dimensions are shown in mm
Specifications and dimensions subject to change

CCM05-5502

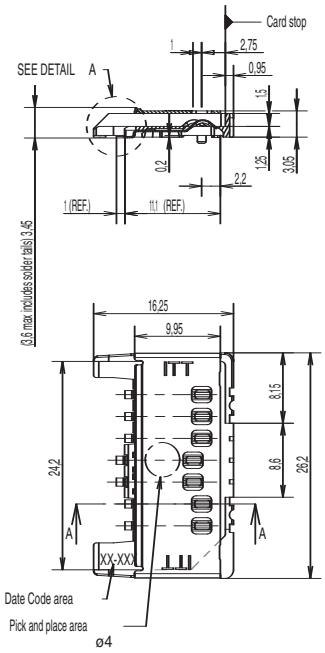

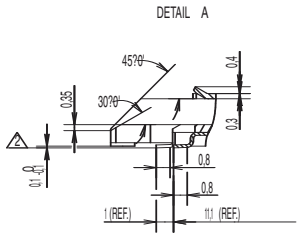

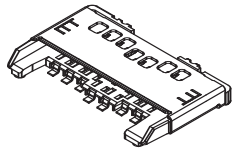

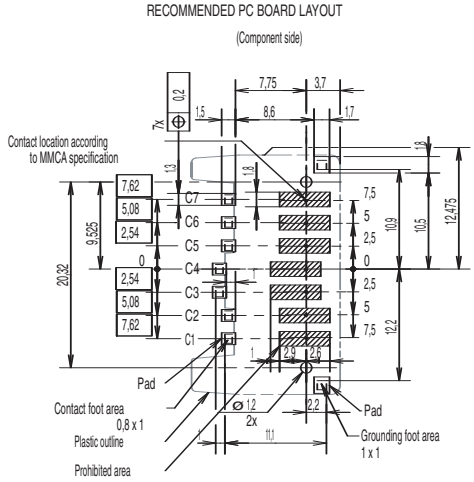

CCM05-5761

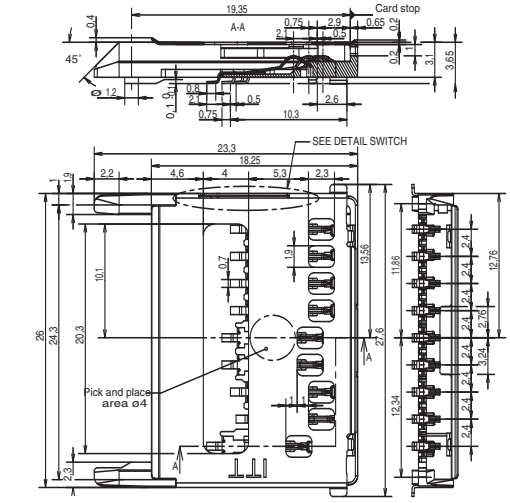

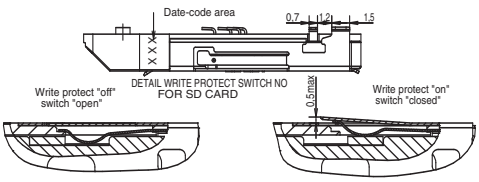

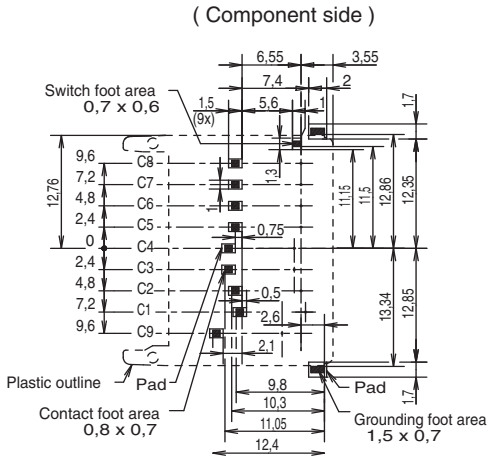

Dimensions are shown in mm
Specifications and dimensions subject to change

Cannon

ITT Industries
Engineered for life

CCM05-5770 / CCM05-5775

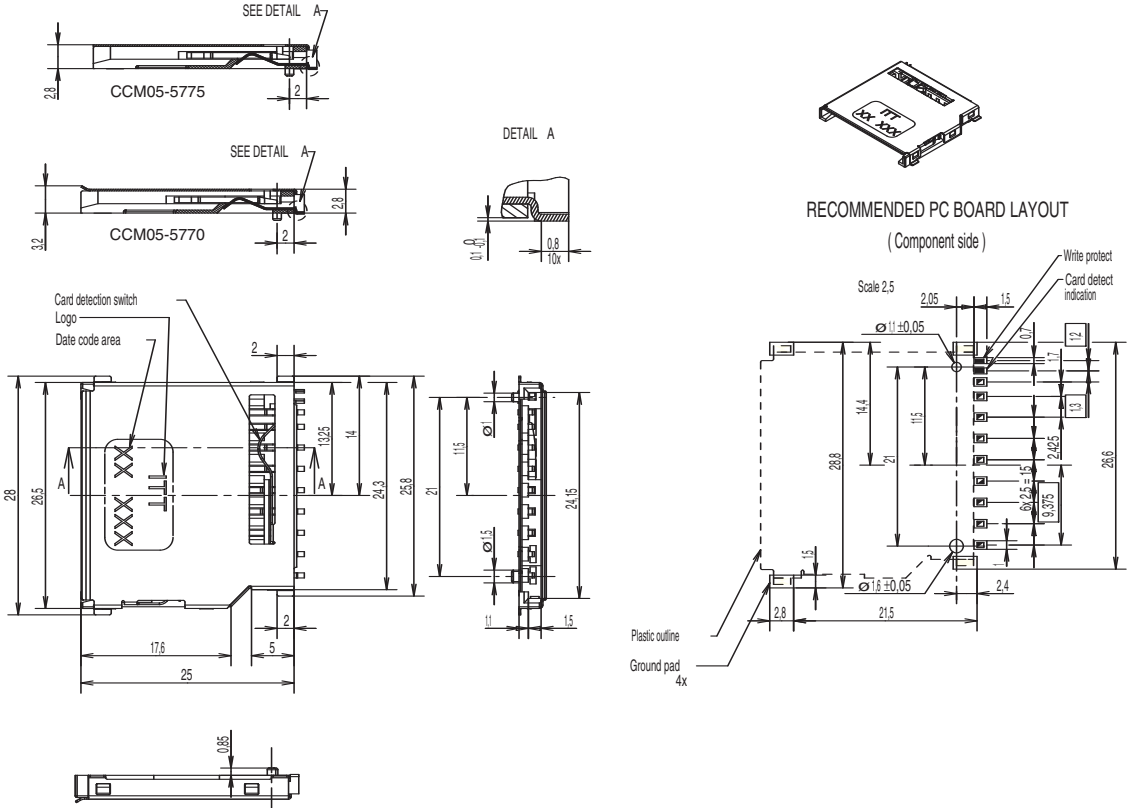

CCM05-5777 (short cover)

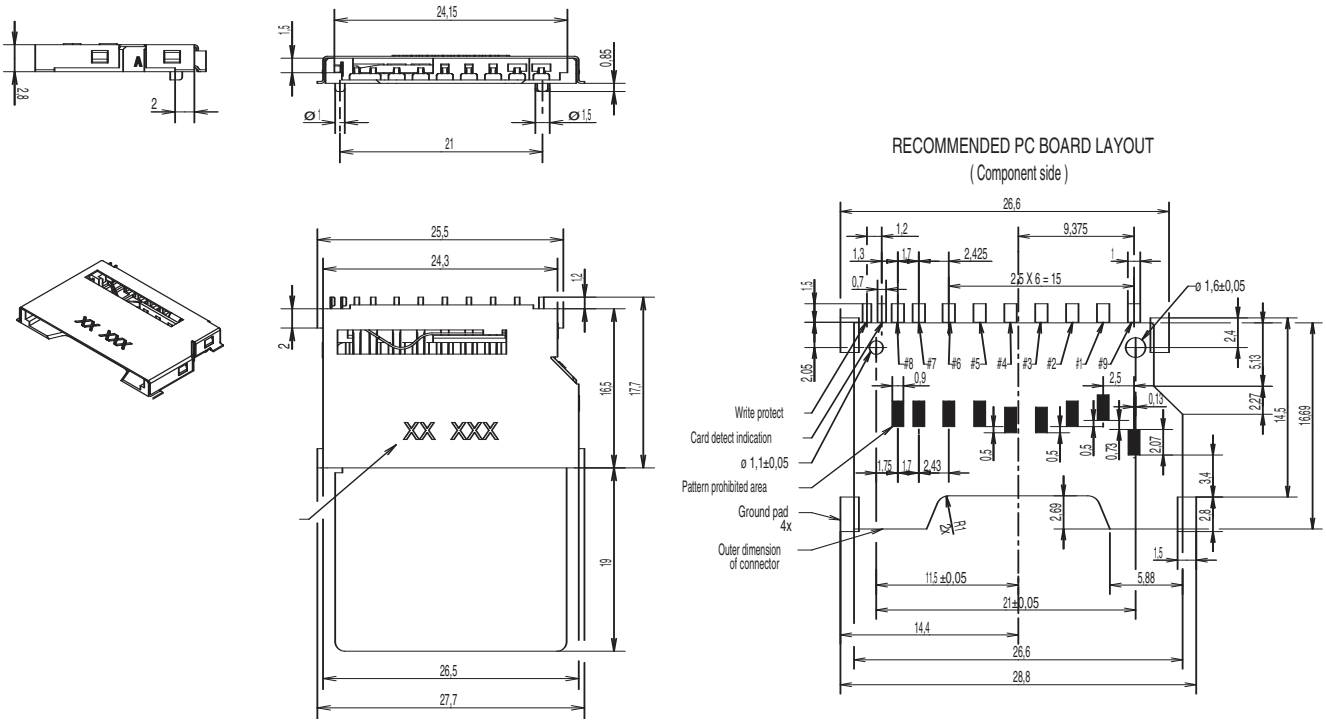

Dimensions are shown in mm
Specifications and dimensions subject to change

Cannon

ITT Industries
Engineered for life

CCM05-5778 (reverse)

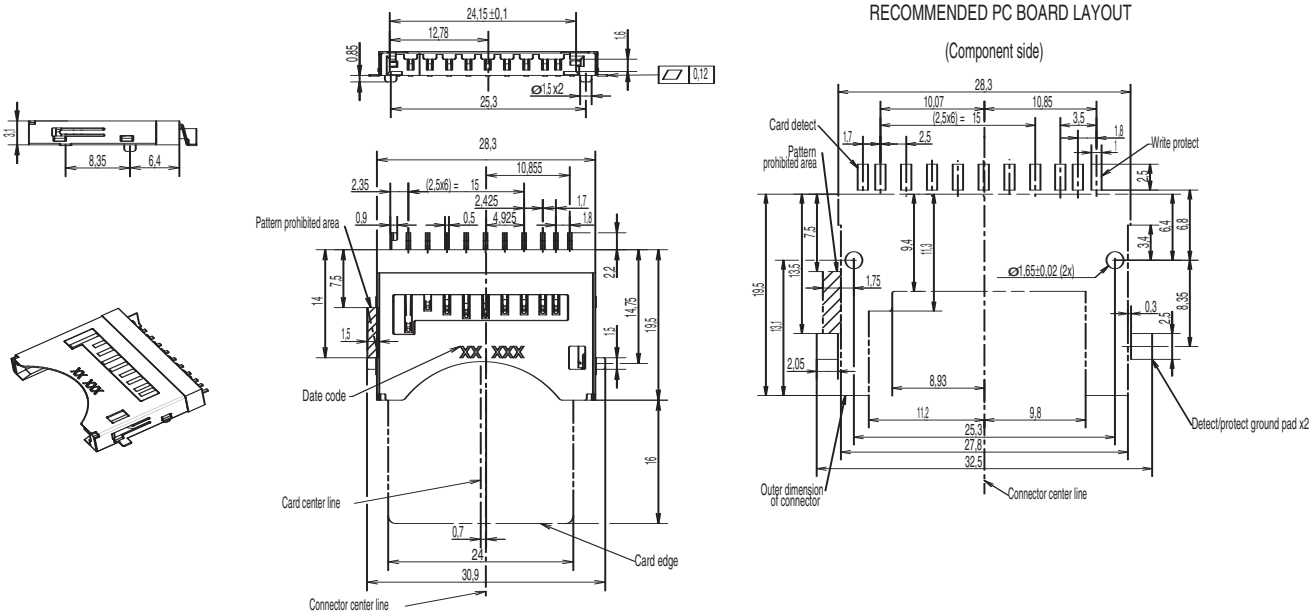

CCM05-5772 (push push)

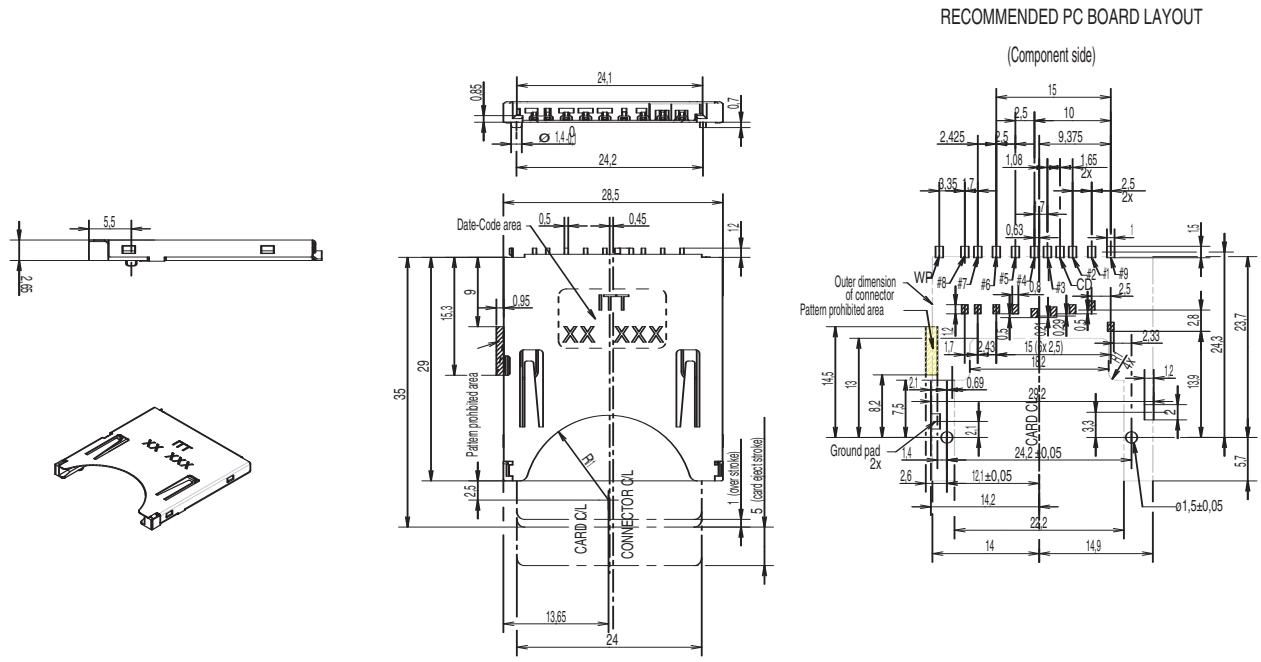

Dimensions are shown in mm
Specifications and dimensions subject to change

Cannon

ITT Industries
Engineered for life

CCM05-5773 (miniSD)

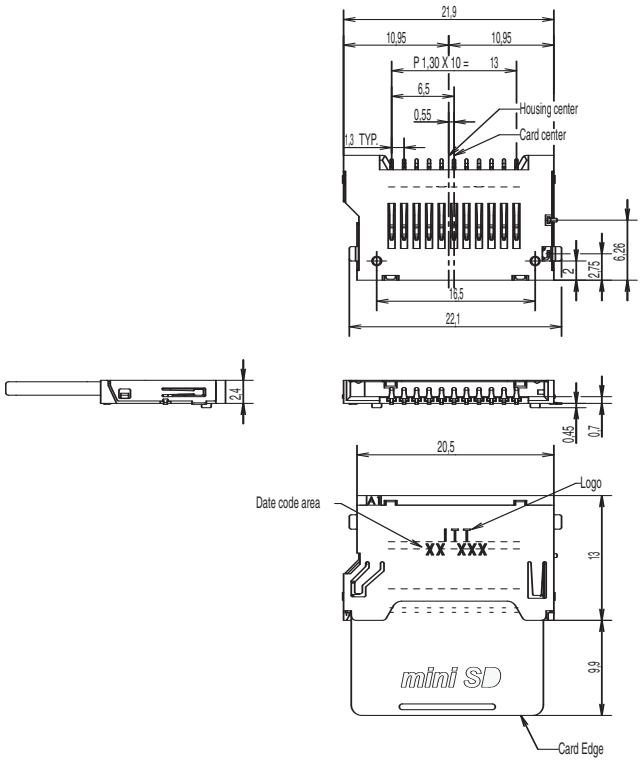

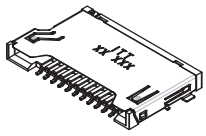

RECOMMENDED PC BOARD LAYOUT
(Component side)

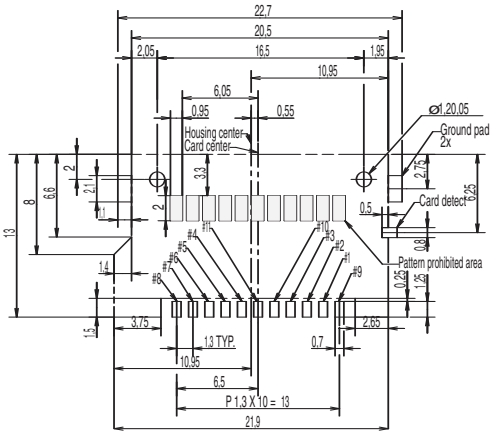

CCM05-5776 (push push)

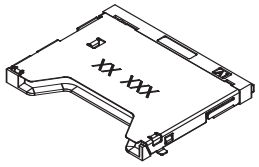

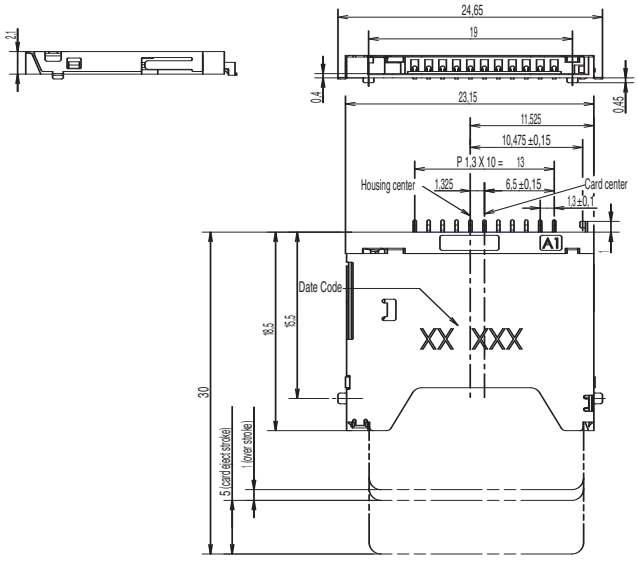

RECOMMENDED PC BOARD LAYOUT
(Component side)

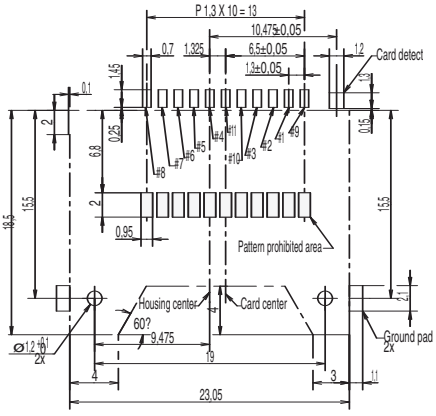

To learn more about our CCM05 SD & MMC product lines, please visit www.ittcannon.com

Customer Support Locations

France: +33.(0) 1.60.24.51.51
UK: +44.1256.311850

Germany: +49 (30) 43.9990
USA: 800.635.5936

Hong Kong: +852.2732.2720

Cannon

ITT Industries
Engineered for life

Dimensions are shown in mm
Specifications and dimensions subject to change