

DO NOT  
SCALE FROM  
THIS PRINT

**TABLE 1**

ITEM	COMPONENT	-H	-HN
1	SUB ASSEMBLY	SUB-MMCX-P-C-F-ST-CA1	SUB-MMCX-P-C-FN-ST-CA1
2	PIN	MMCX-PIN-001-H	MMCX-PIN-001-H
3	OUTER FERRULE	MCX-FER-001-F	MCX-FER-001-N

**MMCX-P-C-XX-ST-CA1**

GENDER  
-P: PLUG

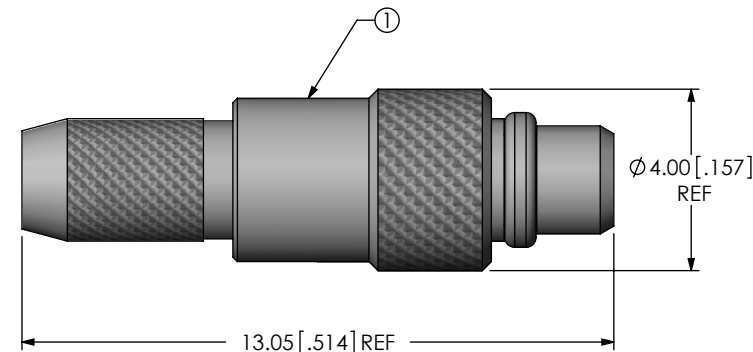
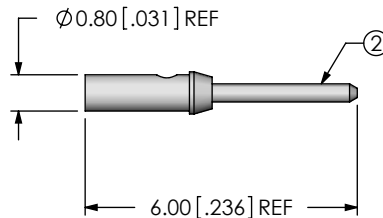
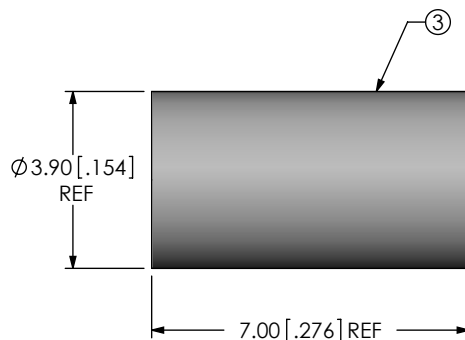
TYPE  
-C: CABLE

TERMINATION  
-CA1: CABLE  
(RG174 OR RG316)

ORIENTATION  
-ST: STRAIGHT

**PLATING SPECIFICATION**

-H: 30μ" GOLD CENTER CONTACT,  
3μ" GOLD OUTER CONTACT  
-HN: 30μ" GOLD CENTER CONTACT,  
100μ" NICKEL OUTER CONTACT  
(SEE TABLE 1)



**FIG 1**  
MMCX-P-C-XX-ST-CA1-MKT SHOWN

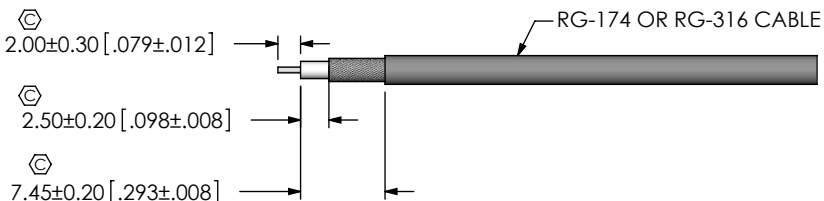
**NOTES:**

1. Ⓢ REPRESENTS A CRITICAL DIMENSION.
2. PUSHOUT FORCE FOR CENTER CONTACT: 11.12 N [2.5 LB] MIN.
3. NOTE DELETED.
4. NOTE DELETED.
5. PRODUCT TO BE PACKAGED PER PACKAGING STANDARD CO-RF-WI-3040-M.
6. NOTE DELETED.
7. NOTE DELETED.
8. NOTE DELETED.

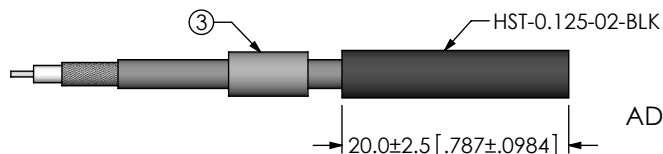
F:\DWG\MISC\MKTG\MMCX-P-C-XX-ST-CA1-MKT.SLDRW

<p>UNLESS OTHERWISE SPECIFIED, DIMENSIONS ARE IN MILLIMETERS [INCHES]. TOLERANCES ARE:</p> <p>DECIMALS ANGLES</p> <p>.X: ±0.3 [.01] 5°</p> <p>.XX: ±0.13 [.005]</p> <p>.XXX: ±0.051 [.0020]</p>	<p><b>PROPRIETARY NOTE</b></p> <p>THIS DOCUMENT CONTAINS CONFIDENTIAL AND PROPRIETARY INFORMATION AND ALL DESIGN, MANUFACTURING, REPRODUCTION, USE, PATENT RIGHTS AND SALES RIGHTS ARE EXPRESSLY RESERVED BY SAMTEC, INC. THIS DOCUMENT SHALL NOT BE DISCLOSED, IN WHOLE OR PART, TO ANY UNAUTHORIZED PERSON OR ENTITY NOR REPRODUCED, TRANSFERRED OR INCORPORATED IN ANY OTHER PROJECT IN ANY MANNER WITHOUT THE EXPRESS WRITTEN CONSENT OF SAMTEC, INC.</p>	<p><b>samtec</b></p> <p>520 PARK EAST BLVD, NEW ALBANY, IN 47150 PHONE: 812-944-6733 FAX: 812-948-5047 e-Mail: info@SAMTEC.com code: 55322</p>
		<p>DESCRIPTION: MMCX STR CABLE PLUG, RG174 &amp; RG316- 50 OHM</p>
		<p>DWG. NO. <b>MMCX-P-C-XX-ST-CA1</b></p>
		<p>BY: R MUSSER 02/06/2008 SHEET 1 OF 2</p>

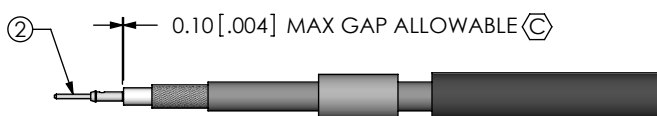
# REVISION Q



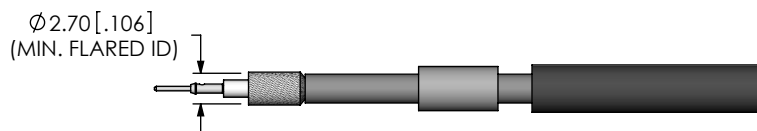
IN-PROCESS 1  
STRIP AND TIN INNER CONDUCTOR



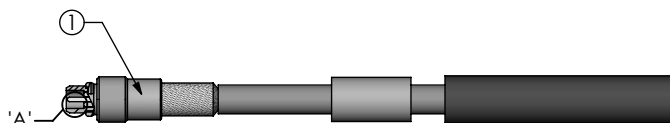
IN-PROCESS 2  
ADD HEAT SHRINK TUBE AND FERRULE



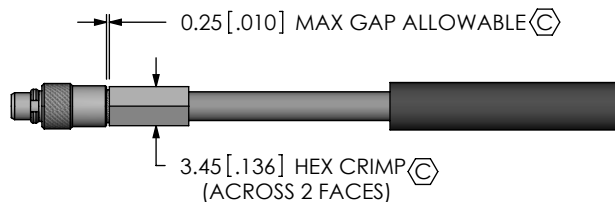
IN-PROCESS 3  
SOLDER SIGNAL PIN



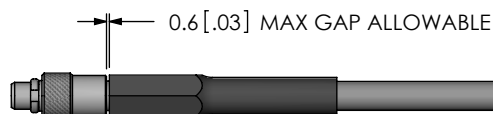
IN-PROCESS 4  
FLARE SHIELD



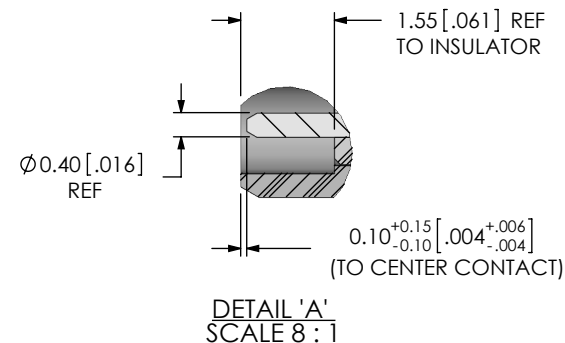
IN-PROCESS 5  
ADD SUB-ASSEMBLY



IN-PROCESS 6  
CRIMP FERRULE  
(USE RF CRIMP HAND TOOL  
# CAT-RF-FER-01)  
(USE .128" HEX DIE)



IN-PROCESS 7  
APPLY HEAT SHRINK TUBING



CRITICAL DIMENSION INSPECTION INSTRUCTION TABLE	
ASSEMBLY OPERATION	IN-PROCESS INSPECTION
STRIP AND TIN INNER CONDUCTOR	C101, C102, C103
SOLDER SIGNAL PIN	C104
CRIMP FERRULE	C105, C106

**PROPRIETARY NOTE**  
THIS DOCUMENT CONTAINS CONFIDENTIAL AND PROPRIETARY INFORMATION AND ALL DESIGN, MANUFACTURING, REPRODUCTION, USE, PATENT RIGHTS AND SALES RIGHTS ARE EXPRESSLY RESERVED BY SAMTEC, INC. THIS DOCUMENT SHALL NOT BE DISCLOSED, IN WHOLE OR PART, TO ANY UNAUTHORIZED PERSON OR ENTITY NOR REPRODUCED, TRANSFERRED OR INCORPORATED IN ANY OTHER PROJECT IN ANY MANNER WITHOUT THE EXPRESS WRITTEN CONSENT OF SAMTEC, INC.

DO NOT SCALE DRAWING  
SHEET SCALE: 1:0.666667

**samtec**

520 PARK EAST BLVD, NEW ALBANY, IN 47150  
PHONE: 812-944-6733 FAX: 812-948-5047  
e-Mail: info@SAMTEC.com code: 55322

DESCRIPTION:  
MMCX STR CABLE PLUG, RG174 & RG316- 50 OHM

DWG. NO.  
**MMCX-P-C-XX-ST-CA1**

BY: R MUSSER 02/06/2008 SHEET 2 OF 2