



AC “Z” SERIES XLR METAL CHASSIS MOUNT CONNECTORS

The metal chassis mount “Z” series connectors are designed for the audio user where durability, reliability and strength across a wide range of applications are important. All AC products are manufactured to the highest quality standards and will withstand the harshest environments. This range complies with IEC268-12 and AES 14-1992 standards. CSA File Number 68598

Features

- The “D” size housing can be either front or rear mounted using the same panel cutout.
- The “P” size housing is the original wide flange front mounting XLR connector. “PN” is the original narrow flange front mounting male connector.
- A leading first mate last break socket contact is standard on all female connectors (Pin 1).
- Solder cup or Vertical PCB versions.
- Connectors are fitted with a grounding system for RFI shielding applications.
- Available in 3, 4, 5, 6A and 7 contact arrangements.
- Compatible with all other XLR brands.

Options

- Solder Bucket termination
- Vertical PCB contacts
- Zinc Diecast Shell - Satin Nickel Finish
- Zinc Diecast Shell - Black Polyester Finish
- Gold, Silver or Tin Plated Contacts
- Bulk Packaging
- Single Bag packs
- Precision machined contacts
- Cost effective stamped contacts on 3 pole
- Latchless versions (Non-Latching) (Female only)

Note: A ground tag is standard on all AC “Z” series connectors. Although the ground tag is intended for RFI shielding applications, Amphenol cannot guarantee its effectiveness in all cases.

The non-conductive Black polyester finish insulates the ground tag from the shell and should not be used in applications requiring ground contact to the shell.

Ordering Codes

We have listed the more common ordering codes in each section. For further options please refer to the part number breakdown charts. Please contact us if you need any further assistance.

Simple steps to guide you in using this catalogue

- 1) Identify the product group listed in Contents on page 1 and go directly to that page number.
- 2) Each product group cover page then details information and options available.
- 3) Refer to the product detail pages and identify the product you require pictorially.
- 4) Read the product description column for the products standard features.
- 5) Use variations column to determine your choice.
- 6) Identify part number.
- 7) In the event the particular option you require is not listed please refer to the part number breakdown page at the end of each section.
- 8) Please contact us directly if you have any further problems.

METAL D TYPE FLANGE - SOLDER AND PCB



Features:

- Zinc Diecast Shell.
- D size housing can be front or rear mounted using the same panel cutout.
- Solder Bucket connections.
- Vertical PCB mounting (not available in 4 contact female).
- Precision machined or Stamped contacts (3 pin only).
- Leading first mate last break socket contact.
- Positive latch lock system.

Options: Stamped contacts (3 contact only), Gold plated contacts, Vertical PCB contacts, Black finish, Non-Latching (Female only), Bulk Pack.

Part Number Breakdown: [page 31](#)


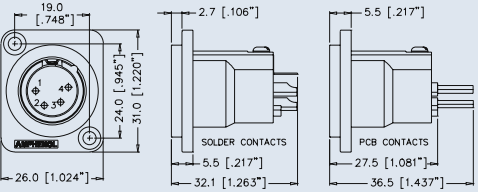

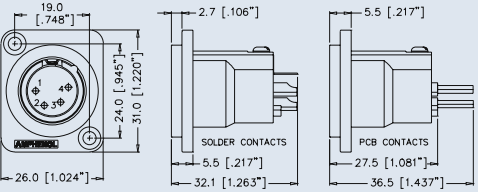

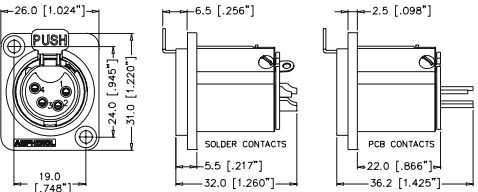

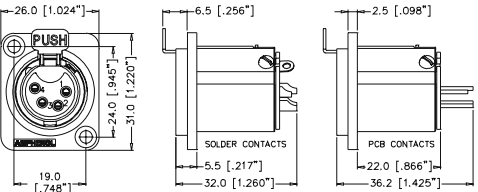

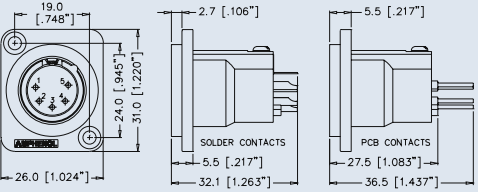

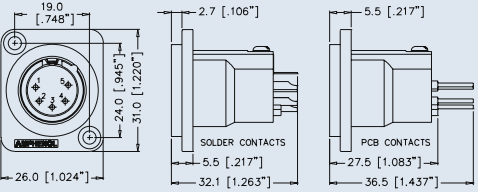

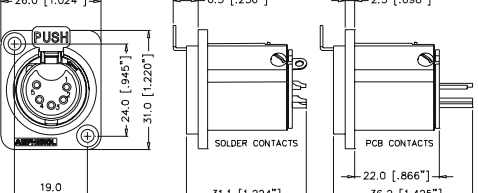

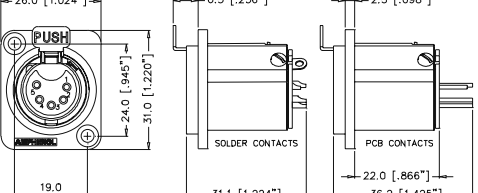
Specifications: [page 32](#)









PCB Footprints: [page 33](#)

Panel Cutouts: [page 33](#)



PRODUCT - FIGURE	DRAWING	Dimensions in mm (inches)	DESCRIPTION	VARIATIONS	PART NUMBER
			XLR 3 pole male, D Flange, Machined contacts, Nickel Finish	Standard	AC3MMDZ
				Gold Plated Contacts	AC3MMDZ-AU
				Vertical PCB	AC3MMDZV
				Bulk Pack	AC3MMDZ BULK
			XLR 3 pole male, D Flange, Machined contacts, Black Finish	Standard	AC3MMDZB
				Gold Plated Contacts	AC3MMDZB-AU
				Vertical PCB	AC3MMDZVB
				Bulk Pack	AC3MMDZB BULK
			XLR 3 pole male, D Flange, Stamped contacts, Nickel Finish	Standard	AC3MDZ
				Gold Plated Contacts	AC3MDZ-AU
				Vertical PCB	AC3MDZV
				Bulk Pack	AC3MDZ BULK
			XLR 3 pole male, D Flange, Stamped contacts, Black Finish	Standard	AC3MDZB
				Gold Plated Contacts	AC3MDZB-AU
				Vertical PCB	AC3MDZVB
				Bulk Pack	AC3MDZB BULK
			XLR 3 pole female, D Flange, Stamped contacts, Nickel Finish	Standard	AC3FDZ
				Gold Plated Contacts	AC3FDZ-AU
				Vertical PCB	AC3FDZV
				Bulk Pack	AC3FDZ BULK
			XLR 3 pole female, D Flange, Stamped contacts, Black Finish	Standard	AC3FDZB
				Gold Plated Contacts	AC3FDZB-AU
				Vertical PCB	AC3FDZVB
				Bulk Pack	AC3FDZB BULK

PRODUCT - FIGURE	DRAWING	Dimensions in mm (inches)	DESCRIPTION	VARIATIONS	PART NUMBER
			XLR 4 pole male, D Flange, Machined contacts, Nickel Finish	Standard	AC4MDZ
				Gold Plated Contacts	AC4MDZ-AU
				Vertical PCB	AC4MDZV
				Bulk Pack	AC4MDZ BULK
			XLR 4 pole male, D Flange, Machined contacts, Black Finish	Standard	AC4MDZB
				Gold Plated Contacts	AC4MDZB-AU
				Vertical PCB	AC4MDZVB
				Bulk Pack	AC4MDZB BULK
			XLR 4 pole female, D Flange, Machined contacts, Nickel Finish	Standard	AC4FDZ
				Gold Plated Contacts	AC4FDZ-AU
				Vertical PCB	AC4FDZV
				Bulk Pack	AC4FDZ BULK
			XLR 4 pole female, D Flange, Machined contacts, Black Finish	Standard	AC4FDZB
				Gold Plated Contacts	AC4FDZB-AU
				Vertical PCB	AC4FDZVB
				Bulk Pack	AC4FDZB BULK
			XLR 5 pole male, D Flange, Machined contacts, Nickel Finish	Standard	AC5MDZ
				Gold Plated Contacts	AC5MDZ-AU
				Vertical PCB	AC5MDZV
				Bulk Pack	AC5MDZ BULK
			XLR 5 pole male, D Flange, Machined contacts, Black Finish	Standard	AC5MDZB
				Gold Plated Contacts	AC5MDZB-AU
				Vertical PCB	AC5MDZVB
				Bulk Pack	AC5MDZB BULK
			XLR 5 pole female, D Flange, Machined contacts, Nickel Finish	Standard	AC5FDZ
				Gold Plated Contacts	AC5FDZ-AU
				Vertical PCB	AC5FDZV
				Bulk Pack	AC5FDZ BULK
			XLR 5 pole female, D Flange, Machined contacts, Black Finish	Standard	AC5FDZB
				Gold Plated Contacts	AC5FDZB-AU
				Vertical PCB	AC5FDZVB
				Bulk Pack	AC5FDZB BULK

PRODUCT - FIGURE	DRAWING	Dimensions in mm (inches)	DESCRIPTION	VARIATIONS	PART NUMBER
			XLR 6A pole male, D Flange, Machined contacts, Nickel Finish	Standard	AC6AMDZ
				Gold Plated Contacts	AC6AMDZ-AU
				Vertical PCB	AC6AMDZV
				Bulk Pack	AC6AMDZ BULK
			XLR 6A pole male, D Flange, Machined contacts, Black Finish	Standard	AC6AMDZB
				Gold Plated Contacts	AC6AMDZB-AU
				Vertical PCB	AC6AMDZVB
				Bulk Pack	AC6AMDZB BULK
			XLR 6A pole female, D Flange, Machined contacts, Nickel Finish	Standard	AC6AFDZ
				Gold Plated Contacts	AC6AFDZ-AU
				Vertical PCB	AC6AFDZV
				Bulk Pack	AC6AFDZ BULK
			XLR 6A pole female, D Flange, Machined contacts, Black Finish	Standard	AC6AFDZB
				Gold Plated Contacts	AC6AFDZB-AU
				Vertical PCB	AC6AFDZVB
				Bulk Pack	AC6AFDZB BULK
			XLR 7 pole male, D Flange, Gold Plated Machined contacts, Nickel Finish	Standard	AC7MDZ
				Vertical PCB	AC7MDZV
				Bulk Pack	AC7MDZ BULK
				Standard	AC7MDZB
			XLR 7 pole male, D Flange, Gold Plated Machined contacts, Black Finish	Vertical PCB	AC7MDZVB
				Bulk Pack	AC7MDZB BULK
				Standard	AC7FDZ
				Vertical PCB	AC7FDZV
			XLR 7 pole female, D Flange, Gold Plated Machined contacts, Nickel Finish	Bulk Pack	AC7FDZ BULK
				Standard	AC7FDZB
				Vertical PCB	AC7FDZVB
				Bulk Pack	AC7FDZB BULK
			XLR 7 pole female, D Flange, Gold Plated Machined contacts, Black Finish	Standard	AC7FDZB
				Vertical PCB	AC7FDZVB
				Bulk Pack	AC7FDZB BULK
				Standard	AC7FDZB

METAL P TYPE FLANGE - SOLDER AND PCB




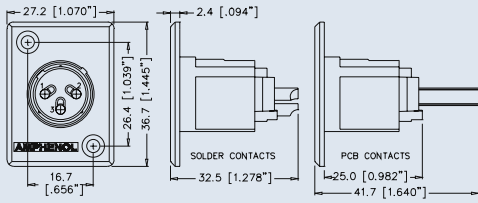

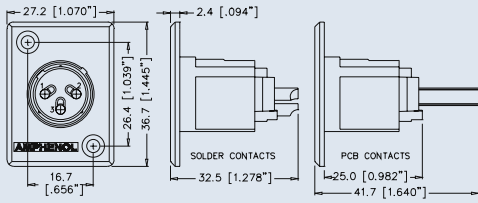

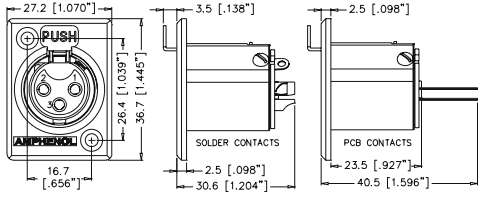

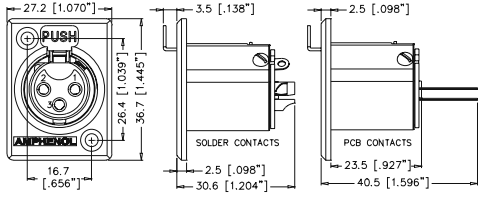

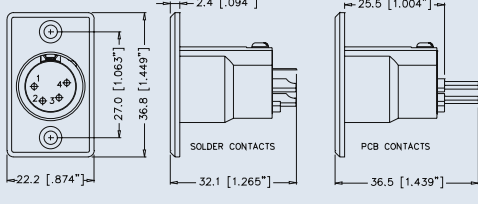

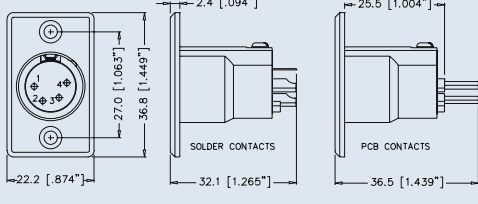

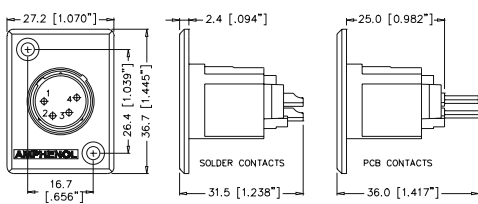

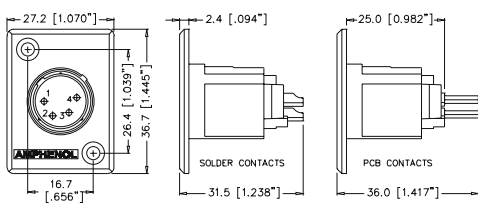
Features:









- Zinc Diecast shell.
- The P size housing is the original wide flange front mounting XLR connector. PN is the original narrow, front mounting male connector.
- Solder Bucket connections.
- Vertical PCB mounting.
- Precision Machined or Stamped contacts (3 pin only).
- Leading first mate last break socket contact.
- Positive latch lock system.


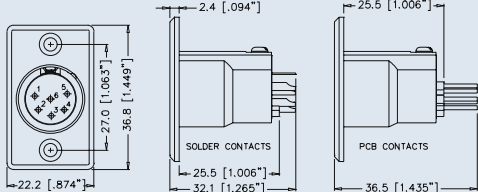

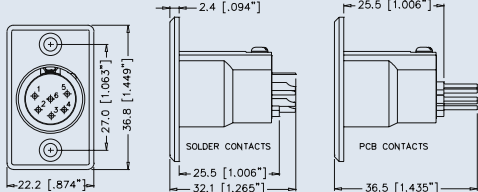

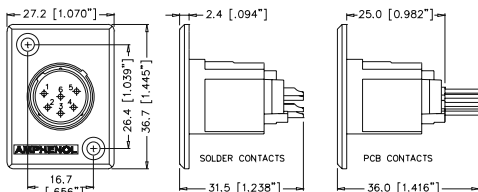

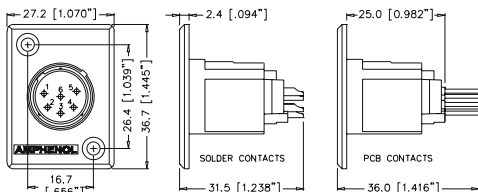

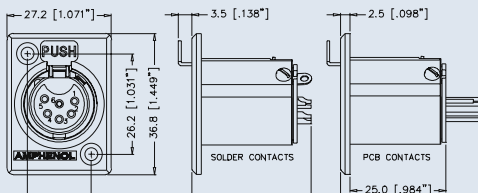

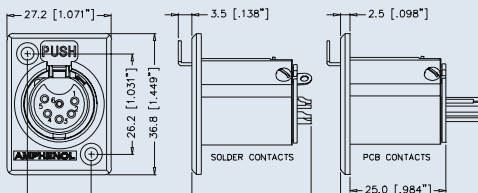

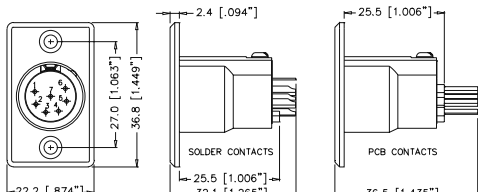

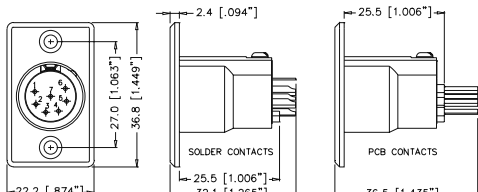
Options: Stamped contacts (3 contact only), Gold plated contacts, Vertical PCB contacts, Black Finish, Non-Latching (Female only), Bulk Pack.

Part Number Breakdown: page 31 **Specifications:** page 32
PCB Footprints: page 33 **Panel Cutouts:** page 33


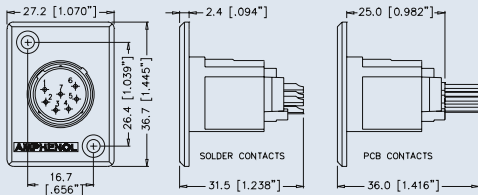



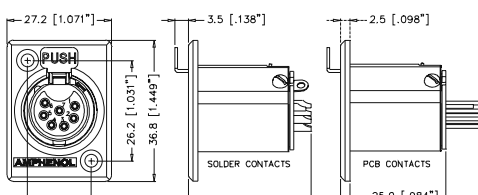

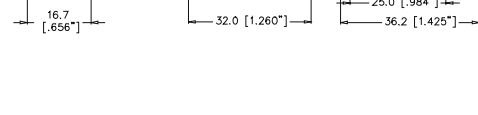
PRODUCT - FIGURE	DRAWING	Dimensions in mm (inches)	DESCRIPTION	VARIATIONS	PART NUMBER
			XLR 3 pole male, Narrow flange, Machined contacts, Nickel Finish	Standard	AC3MMPNZ
				Gold Plated Contacts	AC3MMPNZ-AU
				Vertical PCB	AC3MMPNZV
				Bulk Pack	AC3MMPNZ BULK
			XLR 3 pole male, Narrow flange, Machined contacts, Black Finish	Standard	AC3MMPNZB
				Gold Plated Contacts	AC3MMPNZB-AU
				Vertical PCB	AC3MMPNZVB
				Bulk Pack	AC3MMPNZB BULK
			XLR 3 pole male, Narrow flange, Stamped contacts, Nickel Finish	Standard	AC3MPNZ
				Gold Plated Contacts	AC3MPNZ-AU
				Vertical PCB	AC3MPNZV
				Bulk Pack	AC3MPNZ BULK
			XLR 3 pole male, Narrow flange, Stamped contacts, Black Finish	Standard	AC3MPNZB
				Gold Plated Contacts	AC3MPNZB-AU
				Vertical PCB	AC3MPNZVB
				Bulk Pack	AC3MPNZB BULK
			XLR 3 pole male, Wide flange, Machined contacts, Nickel Finish	Standard	AC3MMP
				Gold Plated Contacts	AC3MMP-AU
				Vertical PCB	AC3MMPV
				Bulk Pack	AC3MMP BULK
			XLR 3 pole male, Wide flange, Machined contacts, Black Finish	Standard	AC3MMPB
				Gold Plated Contacts	AC3MMPB-AU
				Vertical PCB	AC3MMPVB
				Bulk Pack	AC3MMPB BULK

PRODUCT - FIGURE	DRAWING	DESCRIPTION	VARIATIONS	PART NUMBER
		XLR 3 pole male, Wide flange, Stamped contacts, Nickel Finish	Standard	AC3MP
			Gold Plated Contacts	AC3MP-AU
			Vertical PCB	AC3MPV
			Bulk Pack	AC3MP BULK
		XLR 3 pole male, Wide flange, Stamped contacts, Black Finish	Standard	AC3MPB
			Gold Plated Contacts	AC3MPB-AU
			Vertical PCB	AC3MPVB
			Bulk Pack	AC3MPB BULK
		XLR 3 pole female, Wide flange, Stamped contacts, Nickel Finish	Standard	AC3FPZ
			Gold Plated Contacts	AC3FPZ-AU
			Vertical PCB	AC3FPZV
			Bulk Pack	AC3FPZ BULK
		XLR 3 pole female, Wide flange, Stamped contacts, Black Finish	Standard	AC3FPZB
			Gold Plated Contacts	AC3FPZB-AU
			Vertical PCB	AC3FPZVB
			Bulk Pack	AC3FPZB BULK
		XLR 4 pole male, Nar- row flange, Machined contacts, Nickel Finish	Standard	AC4MPNZ
			Gold Plated Contacts	AC4MPNZ-AU
			Vertical PCB	AC4MPNZV
			Bulk Pack	AC4MPNZ BULK
		XLR 4 pole male, Nar- row flange, Machined contacts, Black Finish	Standard	AC4MPNZB
			Gold Plated Contacts	AC4MPNZB-AU
			Vertical PCB	AC4MPNZVB
			Bulk Pack	AC4MPNZB BULK
		XLR 4 pole male, Wide flange, Machined contacts, Nickel Finish	Standard	AC4MP
			Gold Plated Contacts	AC4MP-AU
			Vertical PCB	AC4MPV
			Bulk Pack	AC4MP BULK
		XLR 4 pole male, Wide flange, Machined contacts, Black Finish	Standard	AC4MPB
			Gold Plated Contacts	AC4MPB-AU
			Vertical PCB	AC4MPVB
			Bulk Pack	AC4MPB BULK

PRODUCT - FIGURE	DRAWING	Dimensions in mm (inches)	DESCRIPTION	VARIATIONS	PART NUMBER
			XLR 4 pole female, Wide flange, Machined contacts, Nickel Finish	Standard	AC4FPZ
				Gold Plated Contacts	AC4FPZ-AU
				Vertical PCB	AC4FPZV
				Bulk Pack	AC4FPZ BULK
			XLR 4 pole female, Wide flange, Machined contacts, Black Finish	Standard	AC4FPZB
				Gold Plated Contacts	AC4FPZB-AU
				Vertical PCB	AC4FPZVB
				Bulk Pack	AC4FPZB BULK
			XLR 5 pole male, Nar- row flange, Machined contacts, Nickel Finish	Standard	AC5MPNZ
				Gold Plated Contacts	AC5MPNZ-AU
				Vertical PCB	AC5MPNZV
				Bulk Pack	AC5MPNZ BULK
			XLR 5 pole male, Nar- row flange, Machined contacts, Black Finish	Standard	AC5MPNZB
				Gold Plated Contacts	AC5MPNZB-AU
				Vertical PCB	AC5MPNZVB
				Bulk Pack	AC5MPNZB BULK
			XLR 5 pole male, Wide flange, Machined contacts, Nickel Finish	Standard	AC5MP
				Gold Plated Contacts	AC5MP-AU
				Vertical PCB	AC5MPV
				Bulk Pack	AC5MP BULK
			XLR 5 pole male, Wide flange, Machined contacts, Black Finish	Standard	AC5MPB
				Gold Plated Contacts	AC5MPB-AU
				Vertical PCB	AC5MPVB
				Bulk Pack	AC5MPB BULK
			XLR 5 pole female, Wide flange, Machined contacts, Nickel Finish	Standard	AC5FPZ
				Gold Plated Contacts	AC5FPZ-AU
				Vertical PCB	AC5FPZV
				Bulk Pack	AC5FPZ BULK
			XLR 5 pole female, Wide flange, Machined contacts, Black Finish	Standard	AC5FPZB
				Gold Plated Contacts	AC5FPZB-AU
				Vertical PCB	AC5FPZVB
				Bulk Pack	AC5FPZB BULK

PRODUCT - FIGURE	DRAWING	Dimensions in mm (inches)	DESCRIPTION	VARIATIONS	PART NUMBER
			XLR 6A pole male, Narrow flange, Machined contacts, Nickel Finish	Standard	AC6AMPNZ
				Gold Plated Contacts	AC6AMPNZ-AU
				Vertical PCB	AC6AMPNZV
				Bulk Pack	AC6AMPNZ BULK
			XLR 6A pole male, Narrow flange, Machined contacts, Black Finish	Standard	AC6AMPNZB
				Gold Plated Contacts	AC6AMPNZB-AU
				Vertical PCB	AC6AMPNZVB
				Bulk Pack	AC6AMPNZB BULK
			XLR 6A pole male, Wide flange, Machined contacts, Nickel Finish	Standard	AC6AMP
				Gold Plated Contacts	AC6AMP-AU
				Vertical PCB	AC6AMPV
				Bulk Pack	AC6AMP BULK
			XLR 6A pole male, Wide flange, Machined contacts, Black Finish	Standard	AC6AMPB
				Gold Plated Contacts	AC6AMPB-AU
				Vertical PCB	AC6AMPVB
				Bulk Pack	AC6AMPB BULK
			XLR 6A pole female, Wide flange, Machined contacts, Nickel Finish	Standard	AC6AFPZ
				Gold Plated Contacts	AC6AFPZ-AU
				Vertical PCB	AC6AFPZV
				Bulk Pack	AC6AFPZ BULK
			XLR 6A pole female, Wide flange, Machined contacts, Black Finish,	Standard	AC6AFPZB
				Gold Plated Contacts	AC6AFPZB-AU
				Vertical PCB	AC6AFPZVB
				Bulk Pack	AC6AFPZB BULK
			XLR 7 pole male, Nar- row flange, Gold Plated Machined contacts, Nickel Finish	Standard	AC7MPNZ
				Vertical PCB	AC7MPNZV
				Bulk Pack	AC7MPNZ BULK
				Standard	AC7MPNZB
			XLR 7 pole male, Nar- row flange, Gold Plated Machined contacts, Black Finish	Vertical PCB	AC7MPNZVB
				Bulk Pack	AC7MPNZB BULK



PRODUCT - FIGURE	DRAWING	DESCRIPTION	VARIATIONS	PART NUMBER
		XLR 7 pole male, Wide flange, Gold Plated Machined contacts, Nickel Finish	Standard	AC7MP
			Vertical PCB	AC7MPV
			Bulk Pack	AC7MP BULK
		XLR 7 pole male, Wide flange, Gold Plated Machined contacts, Black Finish	Standard	AC7MPB
			Vertical PCB	AC7MPVB
			Bulk Pack	AC7MPB BULK
		XLR 7 pole female, Wide flange, Gold Plated Machined contacts, Nickel Finish	Standard	AC7FPZ
			Vertical PCB	AC7FPZV
			Bulk Pack	AC7FPZ BULK
		XLR 7 pole female, Wide flange, Gold Plated Machined contacts, Black Finish	Standard	AC7FPZB
			Vertical PCB	AC7FPZVB
			Bulk Pack	AC7FPZB BULK

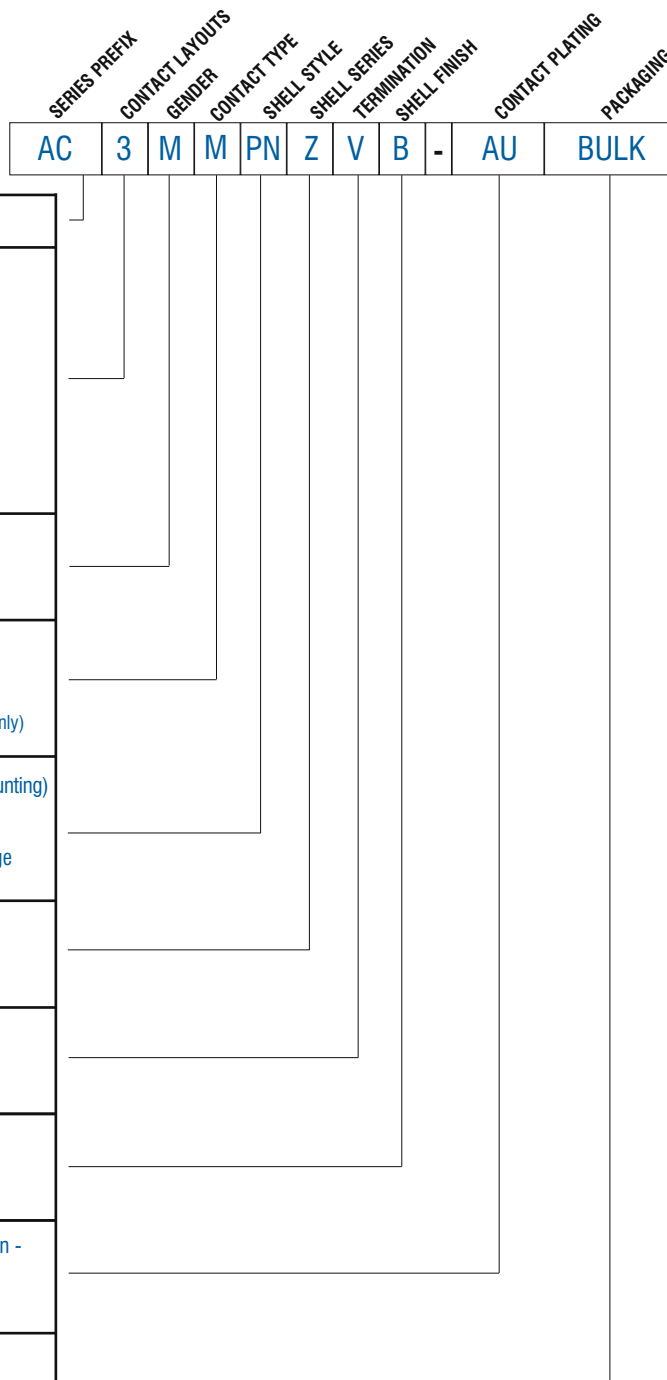
PART NUMBER BREAKDOWN

METAL TYPE FLANGE

E. G . **AC3MMPNZVB-AU BULK**

AC (Series Prefix), **3** contacts, **M**ale, **M**achined Contacts, **PN** (Narrow Flange), **Z** (Metal Chassis Series), **V**ertical Printed Circuit Board, **B**lack Polyester Finish, **- AU** (Gold Plated Contacts), **BULK** Packaged.

SERIES PREFIX	AC	=	Series Prefix
CONTACT LAYOUTS	3	=	3 Contacts
	4	=	4 Contacts
	5	=	5 Contacts
	6A	=	6 Contacts
	7	=	7 Contacts
GENDER	F	=	Female Socket Contacts
	M	=	Male Pin Contacts
MACHINED CONTACTS¹	Blank	=	Stamped Contacts
	M	=	Machined Contacts (Applicable 3 male pin contacts only)
SHELL STYLE	D	=	Small Flange (front or rear mounting)
	P	=	Large Shell with wide flange
	PN	=	Large Shell with Narrow Flange (male only)
SHELL SERIES	Blank	=	Male P Shell Style only
	Z	=	Metal Chassis Series
TERMINATION	Blank	=	Solder Buckets
	V	=	Vertical Printed Circuit Board
SHELL FINISH²	Blank	=	Nickel Plated Finish
	B	=	Black Polyester Finish
CONTACT PLATING³	Blank	=	Standard Plating (Silver or Tin - Refer to Standard Data.)
	AU	=	Gold Plated
PACKAGING	Blank	=	Individual Bags
	BULK	=	Bulk Packed



Note:

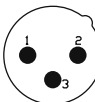
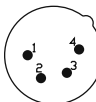
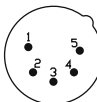
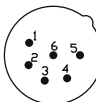
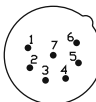
¹ 4 - 7 contact connectors have machined contacts and grounding as standard. They are not available in stamped contacts.

² Ground contacts are not supplied with the black polyester finish shell option.

³ 7 Contact is gold plated as standard.

⁴ Non-Latching Versions (Female) available - Please contact us for part number options.

STANDARD DATA AC SERIES CHASSIS - METAL “Z”

		VALUE				
GENERAL CHARACTERISTICS	Number of contacts	3	4	5	6A	7
	Contact Arrangement (Front view of pin inserts)					
	Termination	Solder Bucket / Printed Circuit Board (PCB)				
	Max. Wire Gauge - Stranded wire:					
	Solder	14AWG	16AWG	18AWG	18AWG	20AWG
	Printed Circuit Board - PCB	N/A	N/A	N/A	N/A	N/A
ELECTRICAL CHARACTERISTICS	Flammability rating of plastics	UL94V-0				
	Environmental	Complies with EU RoHS 2 Directive 2011/65/EU				
	Service Voltage RMS	133V ¹⁾				
	Test Voltage AC RMS	1400V				
	Current carrying capacity:					
	Solder	15A	10A	7.5A	7.5A	5A
CLIMATIC CHARACTERISTICS	Printed Circuit Board (PCB)	15A	10A	7.5A	7.5A	5A
	Typical Contact Resistance	≤3mΩ				
MECHANICAL CHARACTERISTICS	Insulation Resistance	≥1000MΩ				
	Protection Class	IP40				
MATERIALS	Operating Temperature	-25 °C to +75 °C (-13°F to +167°F)				
	Weight - Metal ²⁾	31g (0.068lb)	32g (0.070lb)	33g (0.072lb)	33g (0.072lb)	33g (0.072lb)
MATERIALS	Mechanical Operations	1000 mating cycles				
	Connector Shell	Diecast Zinc Alloy				
	Shell Finish	Satin Nickel or Black Polyester				
	Insulators	UL94V-0 PBT Resin or Modified PPE Resin				
	Male Contact					
	Stamped Solder and PCB-(Material/Plating)	Phosphor Bronze / Silver or Gold (optional)				
	Machined Solder-(Material/Plating)	Brass / Silver or Gold (optional)				
	Female Contact					
	Stamped Solder and PCB-(Material/Plating)	Phosphor Bronze / Tin or Gold (optional)				
	Machined Solder-(Material/Plating)	Brass / Silver or Gold (Optional)				

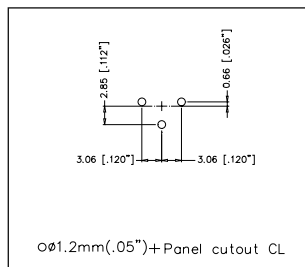
¹⁾ Not suitable for domestic applications above 50V

²⁾ Approximate weight only, does not include packaging. Please contact us for exact weight for shipping purposes.

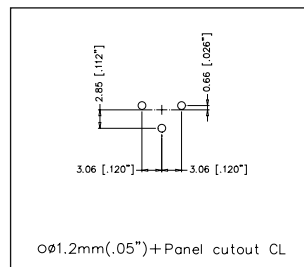
AC SERIES CHASSIS METAL “Z”

PCB FOOTPRINTS STRAIGHT (V)

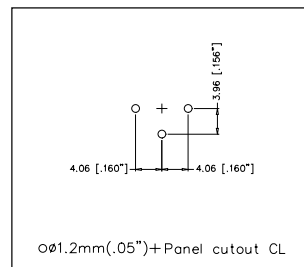
CONNECTOR SIDE OF PCB



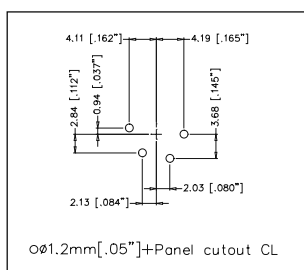
AC3F*ZV



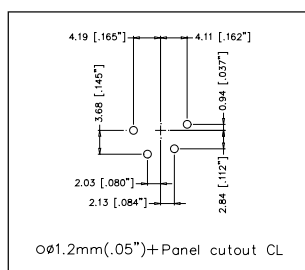
AC3M*ZV



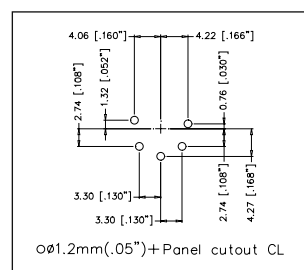
AC3MM*ZV



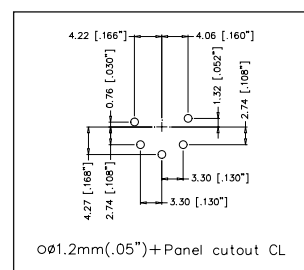
AC4F*ZV



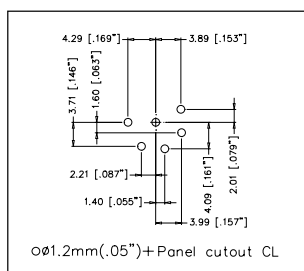
AC4M*ZV



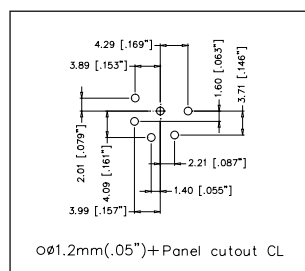
AC5F*ZV



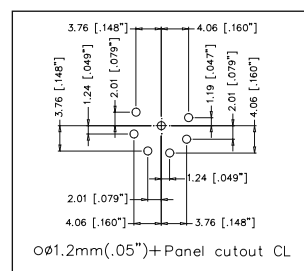
AC5M*ZV



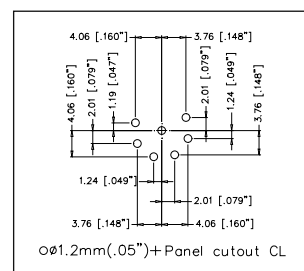
AC6AF*ZV



AC6AM*ZV



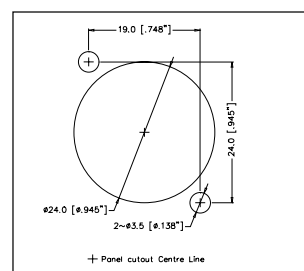
AC7F*ZV



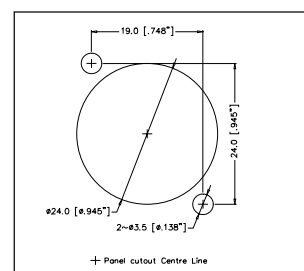
AC7M*ZV

PANEL CUTOUT DIMENSIONS

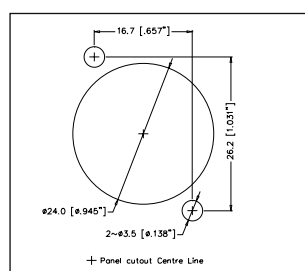
FRONT VIEW



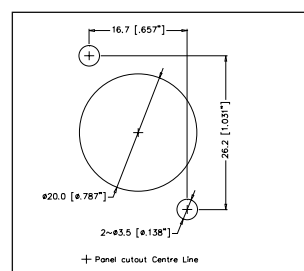
AC*FDZ



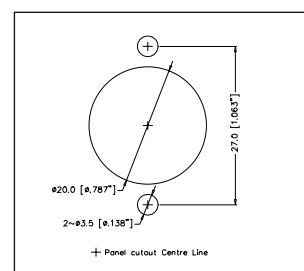
AC*MDZ



AC*FPZ



AC*MP



AC*MPNZ