




## SERIES 346/396



Example Part Number 346 - 056 - 540 - 8 02

Series \_\_\_\_\_  
 Total Number of Contacts \_\_\_\_\_  
 Contact Code \_\_\_\_\_  
 Contact Rows and Insulator Style \_\_\_\_\_  
 Mounting Options \_\_\_\_\_

Series	Insulator Colour
346	Green
396	Black

Total Number of Contacts	Contact Rows
005, 006, ..., 050	Single Row
010, 012, ..., 100	Dual Row

Contact Code	Description & Tail Size	Tail Length "G"
500	Wire Hole .050 x .025 (1.27 x 0.64)	.260 (6.60)
520	P.C. Tail .025 Square (0.64 Square)	.175 (4.45)
521	P.C. Tail .025 Square (0.64 Square)	.150 (3.81)
522	P.C. Tail .025 Square (0.64 Square)	.440 (11.18)
526	P.C. Tail .025 Square (0.64 Square)	.350 (8.89)
540	Wire Wrap .025 Square (0.64 Square)	.560 (14.22)
541	Wire Wrap .025 Square (0.64 Square)	.750 (19.05)
555	Extender Board Bend (Code 500 Contacts)	
556	Extender Board Bend (Code 520 Contacts)	
558	90 Degree Bend (Code 541 Contacts)	
559	90 Degree Bend (code 541 Contacts)	
560	Extender Board Bend (Code 526 Contacts)	

### FEATURES

UL Recognized

.125 (3.18) Contact Spacing x .250 (6.35) Row Spacing  
 Accepts .062 (1.57) Nominal Thickness P.C. Board  
 High Profile Insulator Body, .600 (15.24)

Contact Termination Options include P.C Tail, Wire Hole, .025 (0.64) Square Wire Wrap, 90 Degree & Extender Board Bends

Single or Dual Row Configurations  
 Large Variety of Mounting Options, Flush or Offset Lugs  
 Pre-assembled Card Guides Available  
 Accepts Between Contact and In-Contact Polarizing Keys  
 Automatic Wire Wrap Positioning Holes

### SPECIFICATIONS

Insulator Material: Thermoplastic Polyester, UL 94V-0.

Contact Material: Copper, Nickel, Tin Alloy CA-725

Contact Plating: Gold on the Mating Area, Tin on the Contact Tails, Nickel Underplate

Current Rating: 3 Amperes Continuous

Contact Resistance: 10 Milliohms Maximum

Dielectric Withstanding Voltage: 1500 V AC rms at Sea Level Between Adjacent Contacts

Insulation Resistance: 5000 Megohms Minimum

Operating Temperature: -65 to +105 Degrees C

Insertion Force: 16 oz (4.45 N) Maximum per Contact Pair when Tested with a .070 (1.78) Thick Gauge

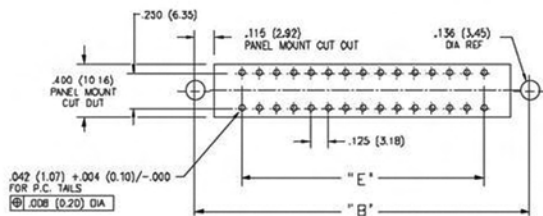
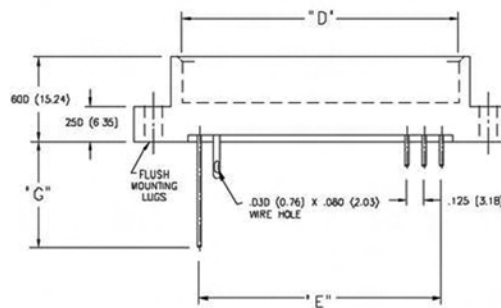
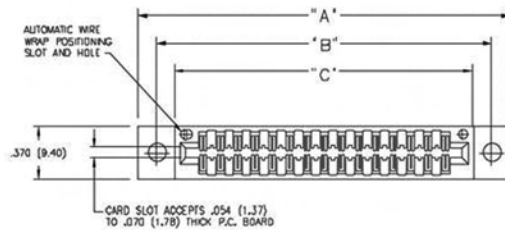
Withdrawal Force: 1 oz (.28 N) Minimum per Contact Pair when Tested with a .054 (1.37) Thick Gauge

Contact Rows and Insulator Style	Description
1	Single Row, Flush Mounting Lugs
2	Dual Row, Flush Mounting Lugs
6	Single Row, .170 (4.32) Offset Lugs
8	Dual Row, .170 (4.32) Offset Lugs

Mounting Options	Description
01	No Mounting Lugs
02	.128 (3.25) Dia. Mounting Holes
03	.116 (2.95) I.D. Floating Eyelets
04	.156 (3.96) Dia. Mounting Holes
07	M3-0.5 Metric Threaded Inserts
08	#4-40 Unified Threaded Inserts
12	.128 (3.25) Dia. Side Mounting Holes
58	.468 (11.89) Offset Card Guides
78	In-Line Card Guides

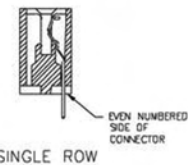
### Ordering Code Notes

- 1) All connector sizes up to 50 contacts single row / 100 contacts dual row are available upon request
- 2) The 500 contact code is standard in the 346 series only. Diallyl Phthalate insulator material will be supplied
- 3) Consult with Edac regarding connectors with a .420 (10.67) card slot depth
- 4) For lugless connectors, code 01 mounting, specify contact row codes 1 or 2
- 5) In-line card guides are only available with offset mounting lugs

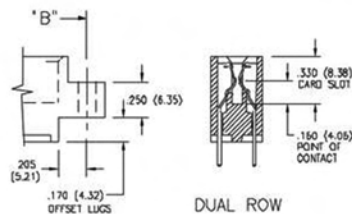


CONNECTOR MOUNTING PATTERN

SECTIONS THROUGH CONTACT POSITION



SINGLE ROW



DUAL ROW

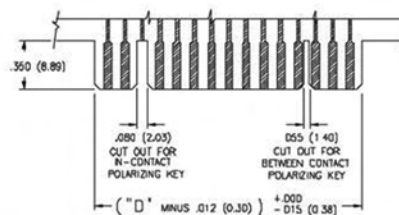
IN-CONTACT POLARIZING KEY

P/N 345-240-328



BETWEEN CONTACT POLARIZING KEY

P/N 308-240-318



RECOMMENDED DAUGHTER BOARD

NUMBER OF CONTACTS		"A"		"B"		"C"		"D"		"E"	
Single	Dual	Inch	(mm)	Inch	(mm)	Inch	(mm)	Inch	(mm)	Inch	(mm)
5	10	1.435	(36.45)	1.170	(29.72)	.910	(23.11)	.750	(19.05)	.500	(12.70)
6	12	1.560	(39.62)	1.295	(32.89)	1.035	(26.29)	.875	(22.23)	.625	(15.88)
10	20	2.080	(52.32)	1.795	(45.59)	1.535	(38.99)	1.375	(34.93)	1.125	(28.58)
15	30	2.685	(68.20)	2.420	(61.47)	2.160	(54.86)	2.000	(50.80)	1.750	(44.45)
18	36	3.060	(77.72)	2.795	(70.99)	2.535	(64.39)	2.375	(60.33)	2.125	(53.98)
22	44	3.560	(90.42)	3.295	(83.69)	3.035	(77.09)	2.875	(73.03)	2.625	(66.68)
25	50	3.935	(99.95)	3.670	(93.22)	3.410	(86.61)	3.250	(82.55)	3.000	(76.20)
30	60	4.560	(115.82)	4.295	(109.09)	4.035	(102.49)	3.875	(98.43)	3.625	(92.08)
31	62	4.685	(119.00)	4.420	(112.27)	4.160	(105.66)	4.000	(101.60)	3.750	(95.25)
35	70	5.185	(131.70)	4.920	(124.97)	4.660	(118.36)	4.500	(114.30)	4.250	(107.95)
36	72	5.310	(134.87)	5.045	(128.14)	4.785	(121.54)	4.625	(117.48)	4.375	(111.13)
40	80	5.810	(147.57)	5.545	(140.84)	5.285	(134.24)	5.125	(130.18)	4.875	(123.83)
43	86	6.185	(157.10)	5.920	(150.37)	5.660	(143.76)	5.500	(139.70)	5.250	(133.35)
50	100	7.060	(179.32)	6.795	(172.59)	6.535	(165.99)	6.375	(161.93)	6.125	(155.58)

Dimensions of Other Connector Sizes are Listed

# Mouser Electronics

Authorized Distributor

Click to View Pricing, Inventory, Delivery & Lifecycle Information:

## EDAC:

[346-012-500-202](#) [346-012-500-204](#) [346-012-500-802](#) [346-012-500-804](#) [346-012-520-201](#) [346-012-520-202](#) [346-012-520-204](#) [346-012-520-802](#) [346-012-520-804](#) [346-012-521-201](#) [346-012-521-202](#) [346-012-521-204](#) [346-012-521-802](#) [346-012-521-804](#) [346-012-522-201](#) [346-012-522-202](#) [346-012-522-204](#) [346-012-522-802](#) [346-012-522-804](#) [346-012-526-201](#) [346-012-526-202](#) [346-012-526-204](#) [346-012-526-802](#) [346-012-526-804](#) [346-012-540-201](#) [346-012-540-202](#) [346-012-540-204](#) [346-012-540-802](#) [346-012-540-804](#) [346-012-541-201](#) [346-012-541-202](#) [346-012-541-204](#) [346-012-541-802](#) [346-012-541-804](#) [346-020-500-201](#) [346-020-500-202](#) [346-020-500-204](#) [346-020-500-802](#) [346-020-500-804](#) [346-020-520-201](#) [346-020-520-202](#) [346-020-520-204](#) [346-020-520-802](#) [346-020-520-804](#) [346-020-521-201](#) [346-020-521-202](#) [346-020-521-204](#) [346-020-521-802](#) [346-020-521-804](#) [346-020-522-201](#) [346-020-522-202](#) [346-020-522-204](#) [346-020-522-802](#) [346-020-522-804](#) [346-020-526-201](#) [346-020-526-202](#) [346-020-526-204](#) [346-020-526-802](#) [346-020-526-804](#) [346-020-540-201](#) [346-020-540-202](#) [346-020-540-204](#) [346-020-540-802](#) [346-020-540-804](#) [346-020-541-201](#) [346-020-541-202](#) [346-020-541-204](#) [346-020-541-802](#) [346-020-541-804](#) [346-030-500-201](#) [346-030-500-202](#) [346-030-500-204](#) [346-030-500-802](#) [346-030-500-804](#) [346-030-520-201](#) [346-030-520-202](#) [346-030-520-204](#) [346-030-520-802](#) [346-030-520-804](#) [346-030-521-201](#) [346-030-521-202](#) [346-030-521-204](#) [346-030-521-802](#) [346-030-521-804](#) [346-030-522-201](#) [346-030-522-202](#) [346-030-522-204](#) [346-030-522-802](#) [346-030-522-804](#) [346-030-526-201](#) [346-030-526-202](#) [346-030-526-204](#) [346-030-526-802](#) [346-030-526-804](#) [346-030-540-201](#) [346-030-540-202](#) [346-030-540-204](#) [346-030-540-802](#) [346-030-540-804](#) [346-030-541-201](#)