

Connector - SACC-MR-4SC SH SCO - 1432732

Please be informed that the data shown in this PDF Document is generated from our Online Catalog. Please find the complete data in the user's documentation. Our General Terms of Use for Downloads are valid (<http://download.phoenixcontact.com>)

Connector, 4-position, Plug angled M12 SPEEDCON, A-coded, Spring-cage conn., Knurl material: Nickel-plated brass, External cable diameter 4 mm ... 8 mm



Product Features

- ✓ Safe use in the field, thanks to a high degree of protection
- ✓ Flexible: connectors for on-site assembly
- ✓ Save time, thanks to installation with SPEEDCON rapid interlock system
- ✓ Spring-cage connection: connect more securely, even in the case of shock and vibration, thanks to high contact forces
- ✓ Reliable signal transmission - 360° shielding in environments with electromagnetic interference



Key commercial data

| | |
|--------------------------------------|----------|
| Packing unit | 1 PCE |
| Weight per Piece (excluding packing) | 39.8 GRM |
| Custom tariff number | 85366990 |
| Country of origin | Germany |

Technical data

Dimensions

| | |
|-------------------|---------------|
| External diameter | 4 mm ... 8 mm |
|-------------------|---------------|

Ambient conditions

| | |
|---------------------------------|----------------------------------|
| Ambient temperature (operation) | -40 °C ... 85 °C (Plug / socket) |
| Degree of protection | IP65 |
| | IP67 |

General

| | |
|-----------------------|------|
| Rated current at 40°C | 4 A |
| Rated voltage | 60 V |

Connector - SACC-MR-4SC SH SCO - 1432732

Technical data

General

| | |
|-----------------------------|---|
| Number of positions | 4 |
| Contact resistance | $\leq 8 \text{ m}\Omega$ |
| Insulation resistance | $\geq 100 \text{ M}\Omega$ |
| Coding | A - standard |
| Standards/regulations | M12 connector IEC 61076-2-101 |
| Status display | No |
| Surge voltage category | II |
| Pollution degree | 3 |
| Connection method | Spring-cage conn. |
| Conductor cross section | 0.14 mm ² ... 0.5 mm ² |
| AWG conductor cross section | 26 ... 20 |
| Insertion/withdrawal cycles | ≥ 100 |
| Torque | 0.4 Nm (M12 knurl) |
| Assembly instructions | AWG 18 wire cross section upon request |
| | The connector pin assignment can be rotated 45° to the cable outlet |

Material

| | |
|---|------------------------------|
| Inflammability class according to UL 94 | V0 |
| Contact material | CuSn |
| Contact surface material | Ni/Au |
| Contact carrier material | TPU |
| Material of grip body | Zinc die-cast, nickel-plated |
| Material, knurls | Nickel-plated brass |
| Sealing material | NBR |

Classifications

eCl@ss

| | |
|------------|----------|
| eCl@ss 4.0 | 27250313 |
| eCl@ss 4.1 | 27250313 |
| eCl@ss 5.0 | 27143423 |
| eCl@ss 5.1 | 27143423 |
| eCl@ss 6.0 | 27143423 |
| eCl@ss 7.0 | 27449001 |
| eCl@ss 8.0 | 27449001 |

ETIM

| | |
|----------|----------|
| ETIM 3.0 | EC001855 |
|----------|----------|

Connector - SACC-MR-4SC SH SCO - 1432732

Classifications

ETIM

| | |
|----------|----------|
| ETIM 4.0 | EC002062 |
| ETIM 5.0 | EC002062 |

UNSPSC

| | |
|---------------|----------|
| UNSPSC 6.01 | 31251501 |
| UNSPSC 7.0901 | 31251501 |
| UNSPSC 11 | 31251501 |
| UNSPSC 12.01 | 31251501 |
| UNSPSC 13.2 | 31251501 |

Approvals

Approvals


Approvals


UL Recognized / cUL Recognized / GOST / cULus Recognized

Ex Approvals

Approvals submitted

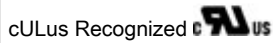
Approval details

| | |
|---|-------|
| UL Recognized  | |
| Nominal current I _N | 4 A |
| Nominal voltage U _N | 300 V |

| | |
|--|-------|
| cUL Recognized  | |
| Nominal current I _N | 4 A |
| Nominal voltage U _N | 300 V |

Connector - SACC-MR-4SC SH SCO - 1432732

Approvals



Accessories

Accessories

Cable by the meter

Sensor/Actuator cable - SAC-4P-100,0-PUR/SH-0,25 - 1535794



Cable ring, black halogen-free PUR, 4-pos., shielded, 4 x 0.25 mm², conductor colors: brown/white/blue/black, cable length: 100 m

Sensor/Actuator cable - SAC-4P-100,0-PUR/SH-0,34 - 1501715



Cable ring, PUR halogen-free black, 4-pos., shielded, conductor colors: Brown/white/blue/black, cable length: 100 m

Protective cap

Sealing cap - PROT-M12 FS-PA-CHAIN - 1430873

M12 sealing cap made of plastic with fixing band, for sensor cables, for free M12 sockets



Screwdriver tools

Connector - SACC-MR-4SC SH SCO - 1432732

Accessories

Tool - SACC BIT M12-D20 - 1208445



Nut for assembling SACC M12 connectors for free assembly, excluding M12 connectors with QUICKON fast connection technology, for 4 mm hexagonal drive

Adapter insert - TSD-M SAC-BIT ADAPTER - 1212600



Adapter bit for TSD-M...torque tools, E6.3-1/4" drive with 4 mm hexagon to accommodate SAC bits

Shield connection

Shielding foil - ALU-SB - 1404531



Aluminum shielding tape, for fixing the braided shield of shielded cables. Length: 4 cm, width: 1.2 cm

Torque tool

Torque screwdriver - TSD 04 SAC - 1208429



Torque screwdriver, with preset torque of 0.4 Nm and 4 mm hexagonal drive for M12 connectors

Torque screwdriver - TSD 08 SAC - 1212597



Torque screw driver with preset torque of 0.8 Nm, with 4 mm hexagon for accommodating SAC bits, two-component handle with non-slip grip

Connector - SACC-MR-4SC SH SCO - 1432732

Accessories

Torque screwdriver - TSD-M 1,2NM - 1212224



Torque screw driver, accuracy as per EN ISO 6789 standard, adjustable from 0.3 - 1.2 Nm

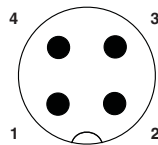
Torque screwdriver - TSD-M 3NM - 1212225



Torque screw driver, accuracy as per EN ISO 6789 standard, adjustable from 1.2 - 3 Nm

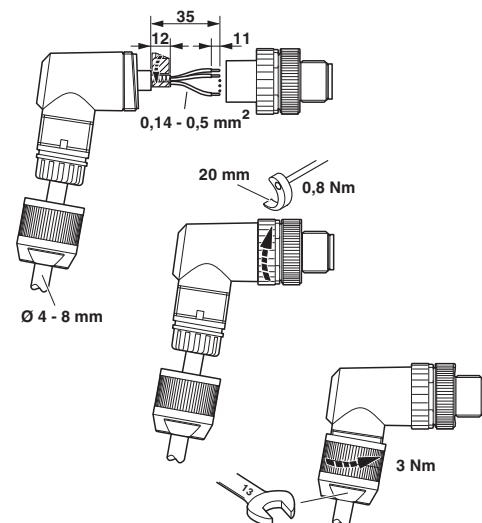
Drawings

Schematic diagram



Pin assignment M12 plug, 4-pos., A-coded, view plug side

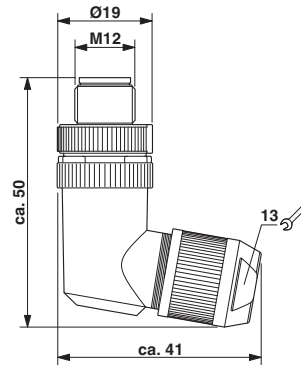
Functional drawing



Strip the cable, shorten the shield, strip the single wires, push the pressure nut onto the cable. Slide the wires through the sleeve housing and connect, stick shielding foil around the shortened shield, in the case of straight sleeve housing, gently twist the wires together, screw sleeve housing to the plug insert, screw the pressure nut tight.

Connector - SACC-MR-4SC SH SCO - 1432732

Dimensioned drawing



Plug M12 SPEEDCON, angled, shielded