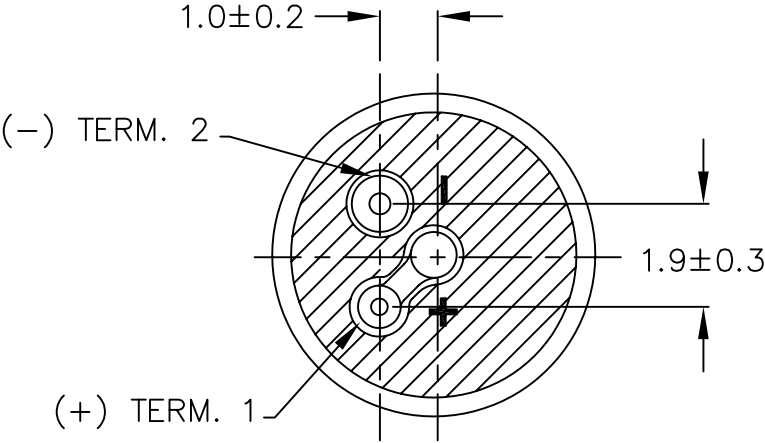
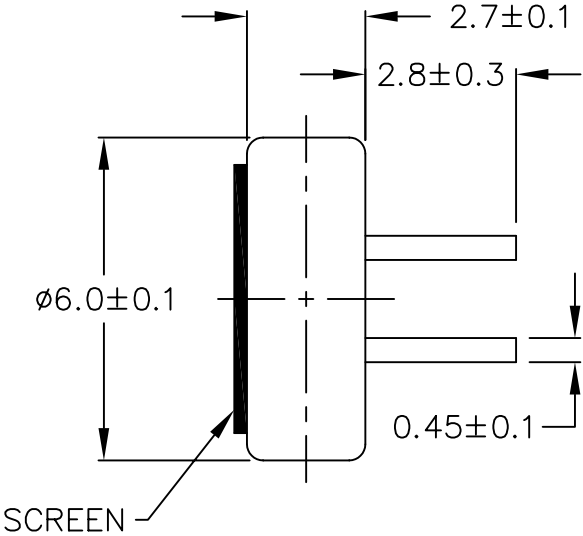


THIS DOCUMENT CONTAINS DATA PROPRIETARY TO PROJECTS UNLIMITED, INC. ANY USE OR REPRODUCTION, IN ANY FORM, WITHOUT PRIOR WRITTEN PERMISSION OF PROJECTS UNLIMITED, INC. IS PROHIBITED.
© 2003, Projects Unlimited Inc.

SPECIFICATIONS

PARAMETERS	VALUES	UNITS
DIRECTIVITY	OMNI	—
SENSITIVITY (0 dB=1 V/Pa)	-40±3	dB
STANDARD OPERATING VOLTAGE	2.0	Vdc
MAX OPERATING VOLTAGE	10	Vdc
CURRENT CONSUMPTION MAX	0.5	mA
IMPEDANCE	2.2	kOhm
SIGNAL TO NOISE RATIO	56	dB
TERMINAL	PIN	—
INTERNAL CAPACITOR	33	pF



REVISIONS

LTR	DESCRIPTION	DATE	APPROVED
—	RELEASED FROM ENGINEERING	5/31/02	
A	REDREW DRAWING & ADDED SCREEN	12/12/02	S. J.
B	REVISED TO NEW TEMPLATE	12/22/03	R. W.
C	REVISED INTERNAL CAPACITOR	12/15/04	R. W.
D	REVISED DIMENSION SIZE AND STYLE	02/24/06	B. R.

NOTES:

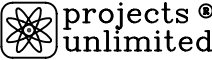
1. ALL DIMENSIONS ARE IN MILLIMETERS.
2. SPECIFICATION SUBJECT TO CHANGE OR WITHDRAWAL WITHOUT NOTICE.

FILE NAME
POM-2740P.DWG

UNLESS OTHERWISE SPECIFIED:
DIMENSIONS ARE IN
MILLIMETERS, TOLERANCES ARE ±0.5 AND
ANGLES ARE ±3°.

APPROVALS	DATE
DRAWN <i>RABL</i>	5/02
APPROVED <i>S. J.</i>	6/02

DO NOT SCALE DRAWING



Dayton , Ohio

ELECTRET CONDENSER MICROPHONE

SIZE
A
DRAWING NO.
POM-2740P

SCALE: N.T.S.

SHEET 1 OF 1

Mouser Electronics

Authorized Distributor

Click to View Pricing, Inventory, Delivery & Lifecycle Information:

[PUI Audio:](#)

[POM-2740P](#)