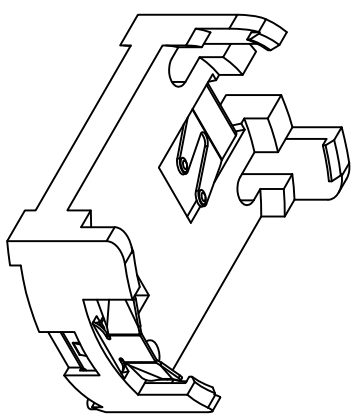
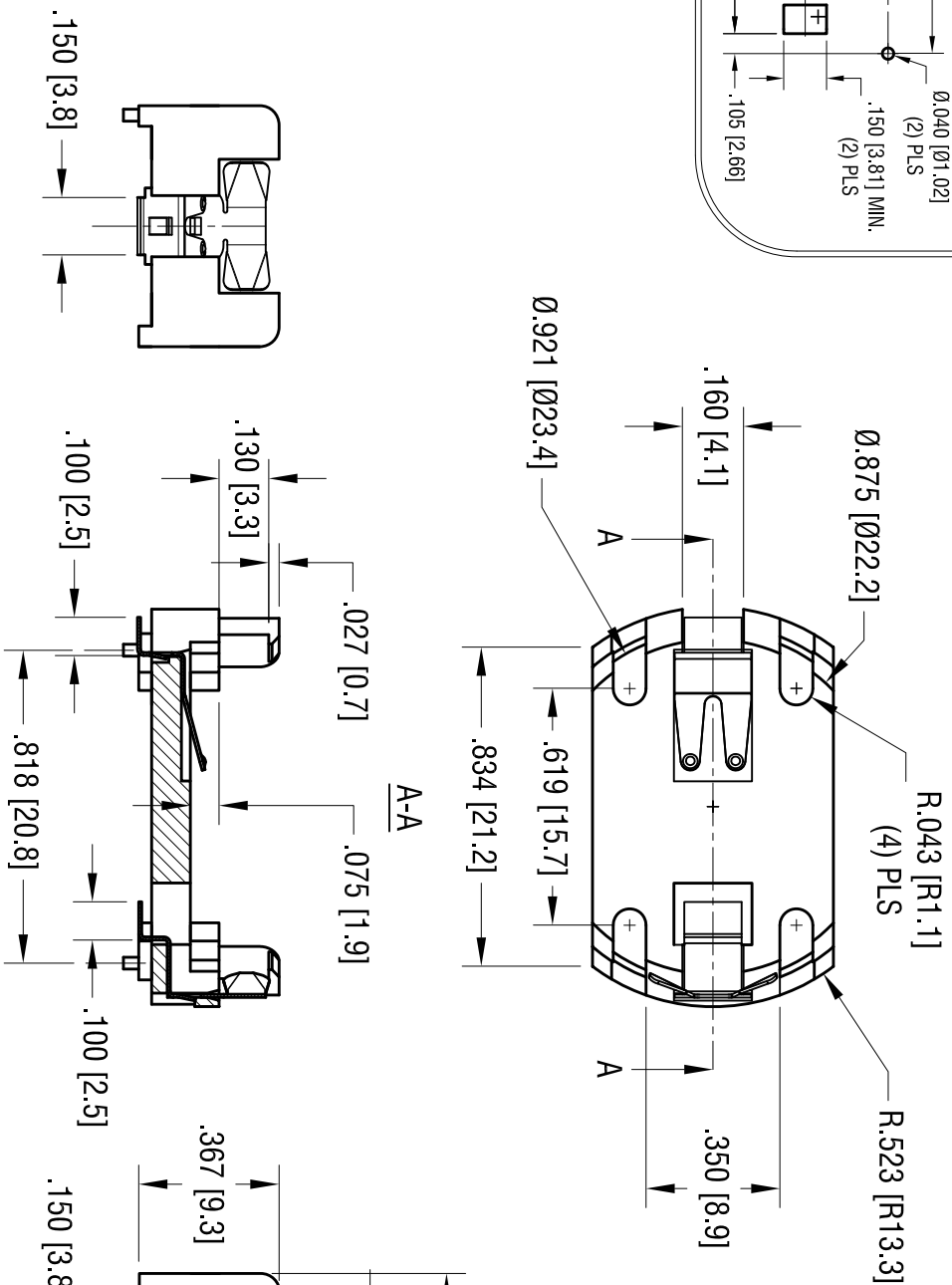
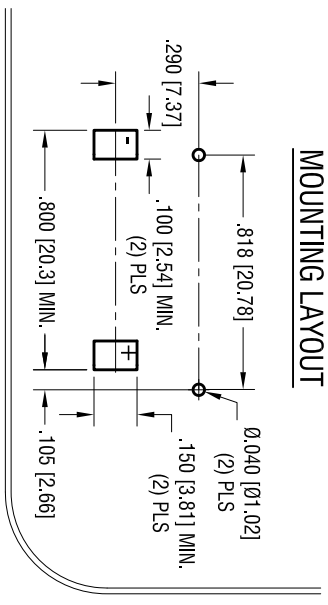


MOUNTING LAYOUT



DATE	DESCRIPTION	REV.
6.27.08	CHANGE AS PER ECN 08-115	A
12.08.08	CHANGE AS PER ECN 08-186	B
12.14.09	CHANGE AS PER ECN 09-184	C
8.15.11	CHANGE AS PER ECN 11-109	D
6.07.12	CHANGE AS PER ECN 12-074	E

- NOTE:**
1. BASE MAT'L - HIGH TEMPERATURE NYLON, UL94V-0
 2. CONTACTS:
MAT'L - .008 [0.20] THK PHOSPHOR BRONZE
FINISH - GOLD FLASH, OVER NICKEL PLATE

THIS DOCUMENT IS THE PROPERTY OF KEYSTONE ELECTRONICS CORP. AND SHALL NOT BE REPRODUCED, DISTRIBUTED OR USED AS A BASIS FOR MANUFACTURE WITHOUT PRIOR WRITTEN PERMISSION FROM KEYSTONE ELECTRONICS CORP.

KEYSTONE ELECTRONICS CORP.

www.keystec.com • ASTORIA, N.Y. 11105-2017 • Tel (718) 956-8900

PART NAME 2450 SMT BATTERY HOLDER

MATERIAL AS NOTED

FINISH AS NOTED

TOLERANCES	INCH	[MM]	CODE	DWG NO.
DECIMAL	± .005	[± 0.15]	C	1054
ANGULAR	± 1°			

DRN BY	DATE
NT	6.09.09
APP'D	SCALE
LN	2X

Mouser Electronics

Authorized Distributor

Click to View Pricing, Inventory, Delivery & Lifecycle Information:

[Keystone Electronics:](#)

[1054](#)