THIS DRAWING IS UNPUBLISHED. RELEASED FOR PUBLICATION -,- .
© COPYRIGHT - By - ALL RIGHTS RESERVED.

LOC	DIST
FT	0

REVISIONS

P	LTR	DESCRIPTION	DATE	DWN	APVD
	B4	REVISED PER ECO-11-004820	11MAR11	RK	HMR

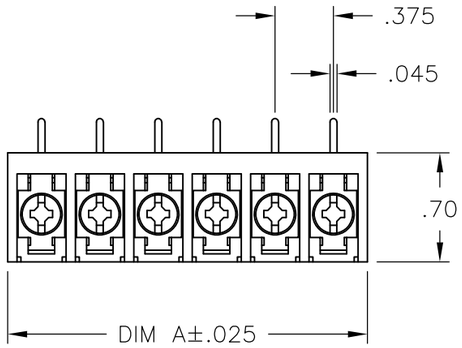

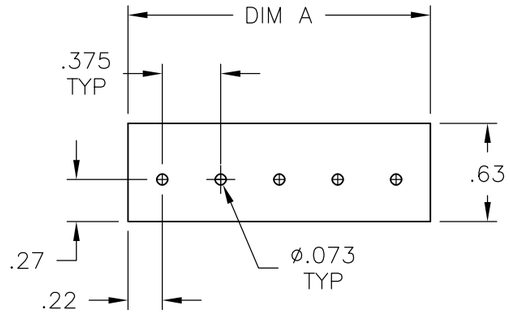

RECOMMENDED PCB LAYOUT

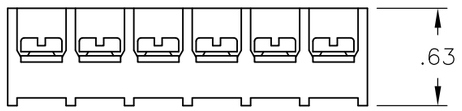

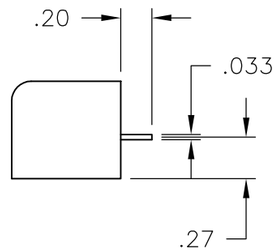

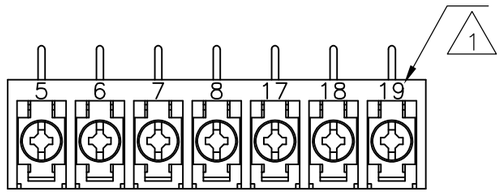

~~9-1437651-4~~

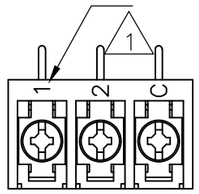

~~7-1437651-1~~

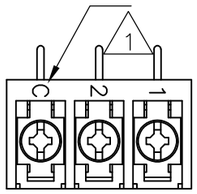

~~7-1437651-2~~

	DIM. "A"	NO. OF POS.	CATALOG NUMBER	PART NO.
	11.311	30	6PCR-30-006	1546817-2
	10.936	29	6PCR-29-006	1546817-1
	10.561	28	6PCR-28-006	1-1546399-3
	10.186	27	6PCR-27-006	1-1546399-2
	9.811	26	6PCR-26-006	1-1546399-1
	9.436	25	6PCR-25-006	1-1546399-0
	9.061	24	6PCR-24-006	1546399-1
	8.686	23	6PCR-23-006	1546399-9
	8.311	22	6PCR-22-006	1546399-8
	7.936	21	6PCR-21-006	1546399-7
	7.561	20	6PCR-20-006	796988-4
	7.186	19	6PCR-19-006	1546399-6
	6.811	18	6PCR-18-006	4-1546158-0
	6.436	17	6PCR-17-006	1546399-5
	6.061	16	6PCR-16-006	1546399-4
	5.686	15	6PCR-15-006	1546399-3
	5.311	14	6PCR-14-006	3-1546158-9
	4.936	13	6PCR-13-006	1546399-2
	4.561	12	6PCR-12-006	1-1437652-3
	4.186	11	6PCR-11-006	1-1437652-1
	3.811	10	6PCR-10-006	1437652-8
	3.436	9	6PCR-09-006	1437652-5
2 OBSOLETE	3.061	8	6PCR-08-578	~~1437652-2~~
	3.061	8	6PCR-08-006	9-1437651-9
SEE FIGURE 2 OBSOLETE	2.686	7	6PCR-07-1175	~~9-1437651-4~~
	2.686	7	6PCR-07-006	9-1437651-1
	2.311	6	6PCR-06-006	8-1437651-7
	1.936	5	6PCR-05-006	8-1437651-2
	1.561	4	6PCR-04-006	7-1437651-7
2 OBSOLETE	1.186	3	6PCR-03-1368	~~7-1437651-2~~
	1.186	3	6PCR-03-1367	~~7-1437651-1~~
	1.186	3	6PCR-03-006	6-1437651-9
	.811	2	6PCR-02-006	6-1437651-2

MATERIAL:
HOUSING: THERMOPLASTIC, UL94V-0 BLACK.
TERMINALS: COPPER ALLOY, BRIGHT TIN PLATED.
SCREWS: 6-32, STEEL, ZINC PLATED WITH CLR CHROMATE.

ELECTRICAL:
MAXIMUM CURRENT: 25A.
OPERATING VOLTAGE: 300V.
WIRE RANGE: 12-22 AWG.
RECOMMENDED TIGHTENING TORQUE: 7 IN-LBS.

ENVIRONMENT:
OPERATING TEMP.: +105°C

1 MARKED WITH WHITE PERMANENT INK.

2 OBSOLETE PARTS: OBSOLETE CIS STREAMLINING PER D.RENAUD/D.SINISI

THIS DRAWING IS A CONTROLLED DOCUMENT.

DIMENSIONS: INCHES

TOLERANCES UNLESS OTHERWISE SPECIFIED:
0 PLC ± -
1 PLC ± -
2 PLC ± .02
3 PLC ± .010
4 PLC ± -
ANGLES ± 1/2

MATERIAL -
FINISH -

DWN S SCHLEGEL	2/10/04	
CHK S. YODER	2/10/04	
APVD S. YODER	2/10/04	
PRODUCT SPEC —		
APPLICATION SPEC —		
WEIGHT —		

TE Connectivity

NAME 6PCR-XX-006

SIZE	CAGE CODE	DRAWING NO	RESTRICTED TO
A3	00779	C-6-1437651-2	—

CUSTOMER DRAWING | SCALE NTS | SHEET 1 OF 1 | REV B4