THIS DRAWING IS UNPUBLISHED. RELEASED FOR PUBLICATION -,- .
© COPYRIGHT - By - ALL RIGHTS RESERVED.

REVISIONS

P	LTR	DESCRIPTION	DATE	DWN	APVD
	N	REVISED PER ECO-16-004940	06AUG2016	NK	MZ
	P	REVISED PER ECO-17-011181	04AUG2017	RS	MZ

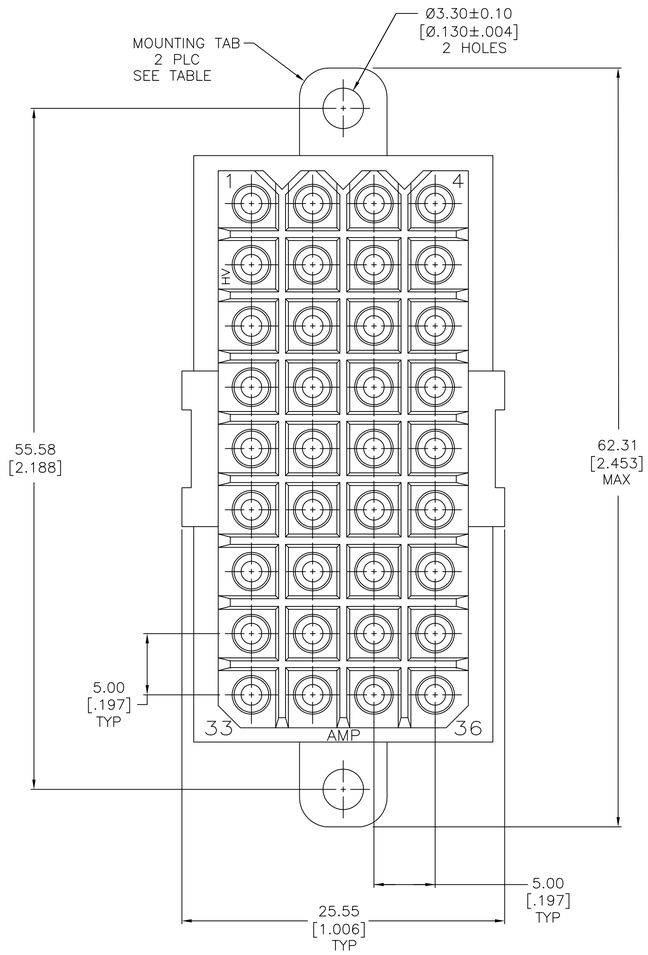

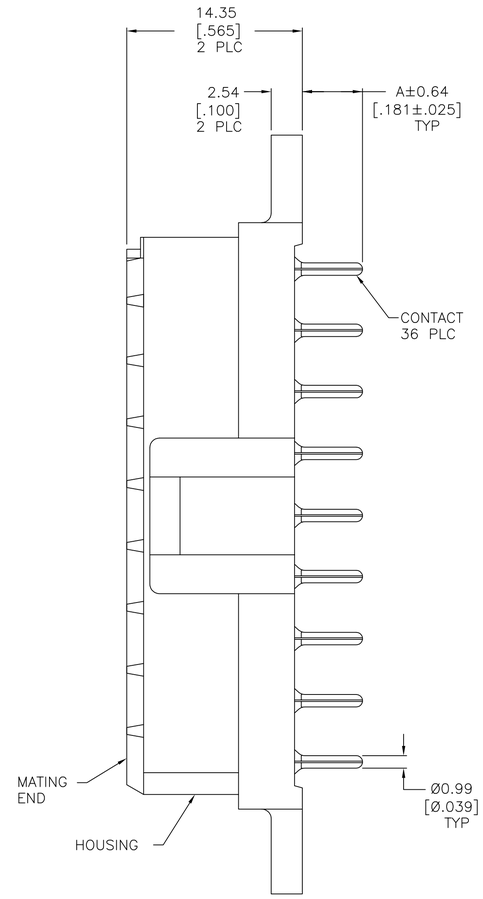

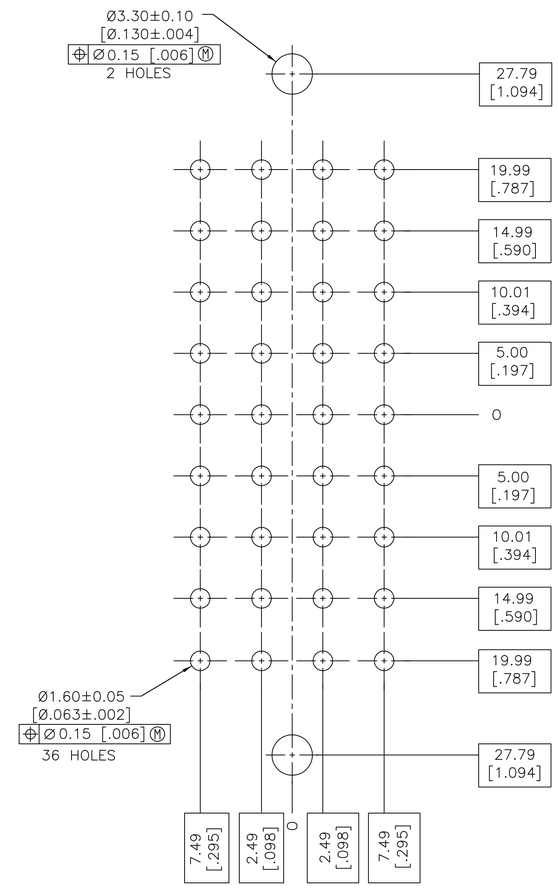

RECOMMENDED LAYOUT

1. NYLON, UL 94-VO RATED, RED.
2. PHOSPHOR BRONZE.
3. 3.81μm [.000150] MIN TIN-LEAD OVER 1.27μm [.0000050] MIN NICKEL.
4. 0.76μm [.000030] MIN GOLD FOR A LENGTH OF 4.95 [.195] MIN FROM MATING END 3.81μm [.000150] MIN TIN-LEAD FOR A LENGTH OF 4.88 [.192] MIN ON OPPOSITE END, BOTH OVER 1.27μm [.000050] MIN NICKEL.
5. .000150 MIN LEAD FREE TIN OVER .000050 MIN NICKEL.
6. 0.76μm [.000030] MIN GOLD FOR A LENGTH OF 4.95 [.195] MIN FROM MATING END 3.81μm [.000150] MIN TIN FOR A LENGTH OF 4.88 [.192] MIN ON OPPOSITE END, BOTH OVER 1.27μm [.000050] MIN NICKEL.
7. PRILIMINARY PART NUMBER.
8. OBSOLETE PARTS: OBSOLETE CIS STREAMLINING PER D.RENAUD/D.SINISI.

		A	CONTACT FINISH	MOUNTING TABS	PART NO
	OBSOLETE	3.50[.137]	6	YES	1-207534-2
8	OBSOLETE	4.60[.181]	6	NO	~~1-207534-1~~
			6	YES	1-207534-0
8	OBSOLETE		5	NO	~~207534-9~~
			5	YES	207534-8
8	OBSOLETE		4	NO	~~207534-4~~
			4	YES	207534-3
	OBSOLETE		3	NO	~~207534-2~~
			3	YES	207534-1

THIS DRAWING IS A CONTROLLED DOCUMENT.

DIMENSIONS: mm [INCHES]

TOLERANCES UNLESS OTHERWISE SPECIFIED:
0 PLC ± -
1 PLC ± -
2 PLC ± 0.25 [.010]
3 PLC ± -
4 PLC ± -
ANGLES ± -

MATERIAL: HOUSING: 1
FINISH: CONTACT: SEE TABLE

DWN L.SIPE 03/20/92
CHK R.STONE 3-25-92
APVD A.TRAVIS 3-25-92
PRODUCT SPEC 108-10033
APPLICATION SPEC -
WEIGHT -

TE Connectivity

NAME: SOCKET HEADER ASSEMBLY, 36 POSITION, METRIMATE

SIZE	CAGE CODE	DRAWING NO	RESTRICTED TO
A1	00779	C-207534	-

CUSTOMER DRAWING | SCALE 4:1 | SHEET 1 OF 1 | REV P

4805 (1/15)