


09HL Detector Switches

Type: **ESE58**



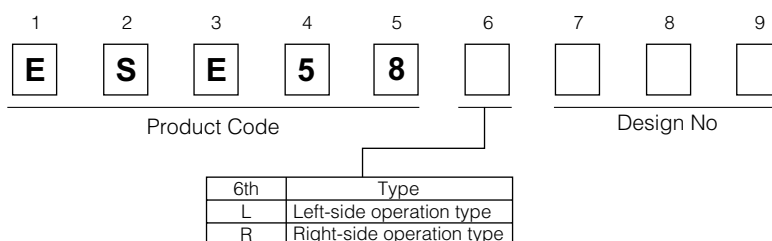
■ Features

- Thin body: 0.9 mm.
- Circuit type: Normally-open and normally-closed types are available.
- Lineup with variations in right-left operations.

■ Recommended Applications

- Detection of media in portable electronic equipment (Mobile phones/Digital still cameras/DVCs, etc.)

■ Explanation of Part Numbers



■ Specifications

Rating	50 μ A 3 Vdc to 10 mA 5 Vdc (Resistive load)
Contact Resistance	500 m Ω max. (Initial)
Insulation Resistance	100 M Ω min. (100 Vdc)
Dielectric Withstanding Voltage	100 Vac for 1 minute
Operating Force	300 mN max.
Mounting Height	0.9 mm
Poles and Throws	1-pole 1-throw
Full Travel (Pushing distance)	With boss : 1.4 mm (1.5 mm) Without boss : 2.1 mm (1.5 mm)
Operating Life	50000 cycles min.
Temperature Range	-10 °C to +60 °C
Heat Resistance	+70 °C for 96 hours
Low Temperature Resistance	-25 °C for 96 hours
Humidity Resistance	+40 °C 90 % to 95 % RH for 96 hours
Minimum Quantity/Packing Unit	5000 pcs. Embossed Taping (Reel Pack)
Quantity/Cartron	30000 pcs.

Design and specifications are each subject to change without notice. Ask factory for the current technical specifications before purchase and/or use.
Should a safety concern arise regarding this product, please be sure to contact us immediately.

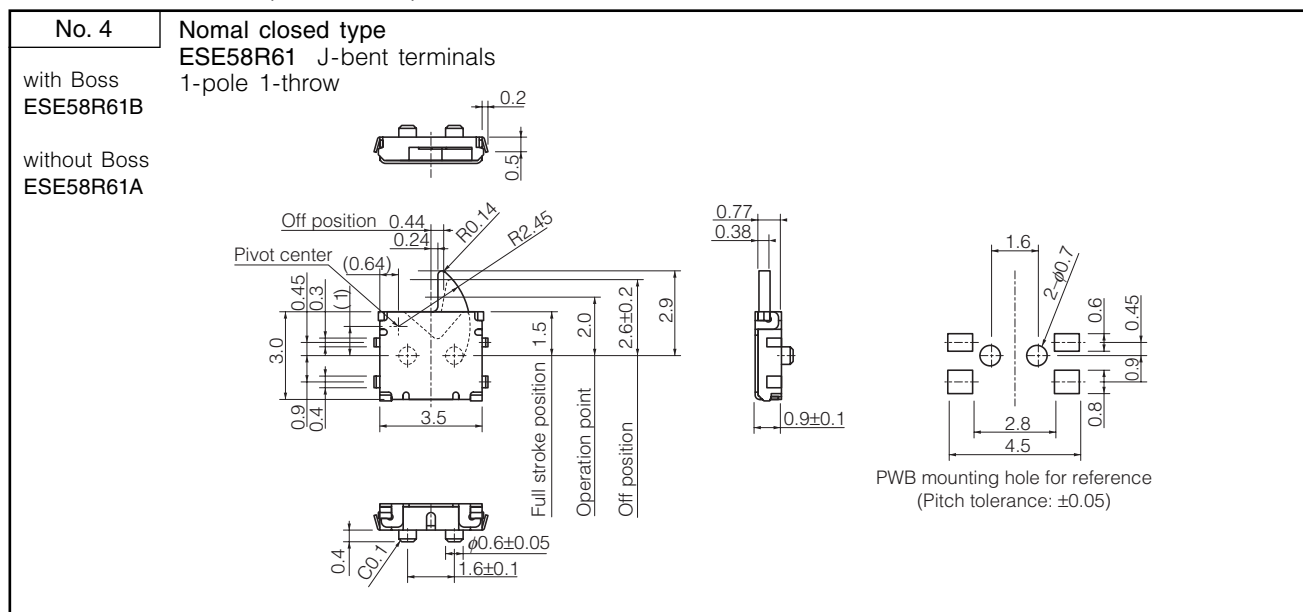
00 Sep. 2010

■ Dimensions in mm (not to scale)

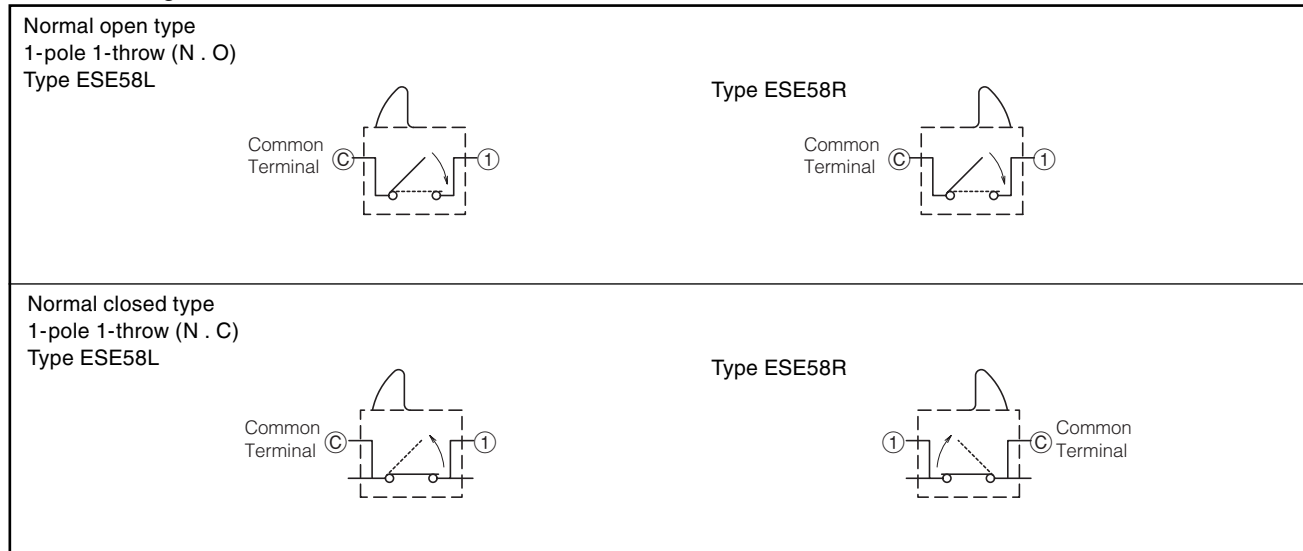
No. 1	<p>Nomal open type ESE58L11 J-bent terminals 1-pole 1-throw</p> <p>with Boss ESE58L11B</p> <p>without Boss ESE58L11A</p> <p>PWB mounting hole for reference (Pitch tolerance: ±0.05)</p>
No. 2	<p>Nomal closed type ESE58L61 J-bent terminals 1-pole 1-throw</p> <p>with Boss ESE58L61B</p> <p>without Boss ESE58L61A</p> <p>PWB mounting hole for reference (Pitch tolerance: ±0.05)</p>
No. 3	<p>Nomal open type ESE58R11 J-bent terminals 1-pole 1-throw</p> <p>with Boss ESE58R11B</p> <p>without Boss ESE58R11A</p> <p>PWB mounting hole for reference (Pitch tolerance: ±0.05)</p>

Design and specifications are each subject to change without notice. Ask factory for the current technical specifications before purchase and/or use.
Should a safety concern arise regarding this product, please be sure to contact us immediately.

■ Dimensions in mm (not to scale)



■ Circuit Diagram



■ Packaging Specifications

Standard Reel Dimensions in mm (not to scale)

