USED ON —

1. INSTALL CLIPS WITH TINES POINTING TOWARDS MATING FACE.
2. BOND INSERTS PER 118–10066.
3. OVERALL MAX. HEIGHT NOT INCLUDING CAVITY IDENTIFICATION.
4. INSTALL INSERT ASSEMBLY IN SHELLS AND CLINCH. NO MOVEMENT ALLOWED BETWEEN FRONT AND REAR SHELLS AFTER CLINCHING.
5. INK STAMPING SHALL HAVE .047–.062 HIGH CHARACTERS. FAR SIDE REFERS TO WIDE SIDE OF KEYSTONE.
6. STAMP PACKAGE M24308/2–295F
7. UL/CSA DESIGNATION STAMPED IN THIS AREA,OPTIONAL
8. 211452–4 IS AN ACCEPTABLE ALTERNATIVE PROVIDING IT PASSES GO AND NOGO GAGES.
9. INSERT SUBASSEMBLY MAY BE USED IN PLACE OF ITEMS 3, 4 AND 5.

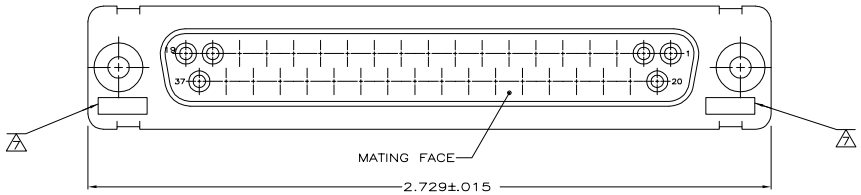

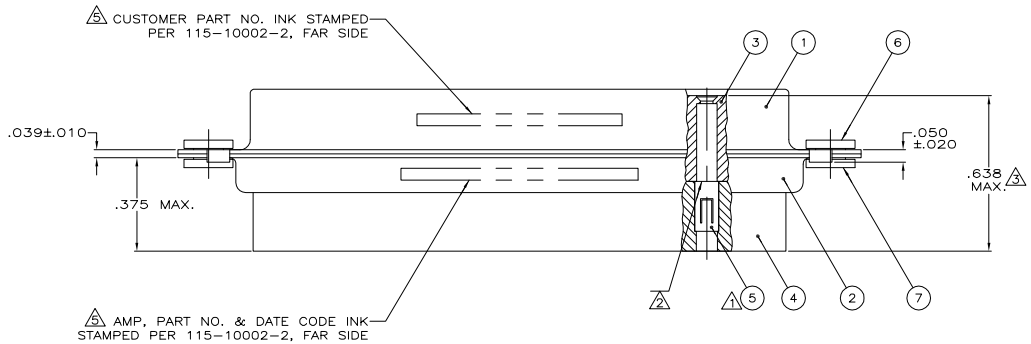

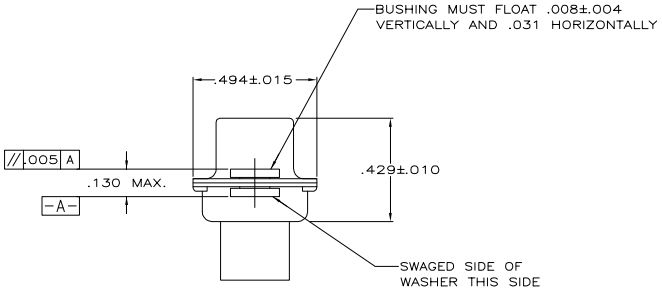

OBSOLETE	–	—	M24308/6–26F	205419–2	211453–2	211452–2 8	205122–1	942915–1	942913–1	204570–8	204571–8	205419–2
	2286365–4	6	M24308/2–26F	205485–2	211453–2	211452–2 8	205122–1	942915–1	942913–1	213256–2	213255–2	205419–1
	INSERT SUBASSEMBLY (FOR REFERENCE ONLY) 9	REMARKS	MARK CUSTOMER P/N	MARK TE P/N	7 WASHER QTY. = 2	6 BUSHING QTY. = 2	5 RETENTION CLIP QTY. = 37	4 REAR INSERT QTY. = 1	3 FRONT INSERT QTY. = 1	2 REAR SHELL QTY. = 1	1 FRONT SHELL QTY. = 1	ASSEMBLY NUMBER

IP	LTR	REVISION RECORD	DATE	DWN	APVD
	W	REVISED PER ECO–15–016062	10NOV15	KG	CD

DIMENSIONS: INCHES
TOLERANCES UNLESS OTHERWISE SPECIFIED:
0 PLC ± –
1 PLC ± –
2 PLC ± –
3 PLC ± .005
4 PLC ± –
ANGLES ± –
SURFACE TEXTURE –√

DWN	S.GLATFELTER	2–5–88
CHK	A.EMADI	8–4–88
APVD	A.EMADI	8–4–88
MATERIAL	– –	
HEAT TREAT	– –	

TE Connectivity

NAME: RCPT. ASSY.,AMPLIMITE,37 POSN.,SIZE 4, SERIES 109,W/DUAL FLOATING BUSHINGS

SCALE	SIZE	DRAWING NO	SHEET	REV
4:1	A1	205419	1 OF 1	W

DWG NO 205419

THIS DRAWING IS A CONTROLLED DOCUMENT.

THIS INFORMATION IS CONFIDENTIAL AND PROPRIETARY TO TYCO ELECTRONICS CORPORATION. IT MAY NOT BE REPRODUCED OR DISCLOSED TO THIRD PARTIES, OR USED FOR ANY OTHER PURPOSE WITHOUT PRIOR WRITTEN AUTHORIZATION. ©2011 TYCO ELECTRONICS CORPORATION, A TYCO INTERNATIONAL LTD COMPANY.

LOC —
DIST —

3308–8 (3/11)