Think Automation and beyond...

IDEC

LUMIFA™

LF1D/LF2D Series

LED Illumination Units

IDEC CORPORATION

(100611)

IDEC, trusted name that supplies reliable industrial products, offering the best LED illumination units.

Illumination for industrial purposes are required to guarantee resistance against harsh environments subject to water, oil, and metal chips, while providing brightness specified by standards. IDEC's LUMIFA LED Illumination units ensure long service life, energy savings, low heat generation, cleanliness and high resistance against shock. The LUMIFA series achieves high environment resistance and brightness required to ensure safety in working environments. The slim profile design of the highly bright LED modules and efficient heat dissipation technology is ideal for installation in various machines and equipment.

LF1D/LF2D Series LED Illumination Units

Brightest in its class, excellent power savings. The optimal optical design achieves high brightness both at both the center and edges. IP67f degree of protection.

Robust and Resistant



- Degree of protection IP67f (reinforced glass illumination surface). Waterproof, dust-proof, and oil-proof.
  Can be used in environments subject to water, dust, and oil.
- Construction of diecast aluminum (base), stainless steel (front), and reinforced glass. Resistant against flying chips.

Note 1: Polycarbonate available for applications such as food machines.
Note 2: LF2D is in aluminum diecast.

High Brightness, Energy Savings, and Compact Size!

- **Brightest in its class**
  The optimal optical design achieves high brightness. Achieves illuminance specified by EN1837: 1999, 4.2. (1100 lx at 1m directly below)

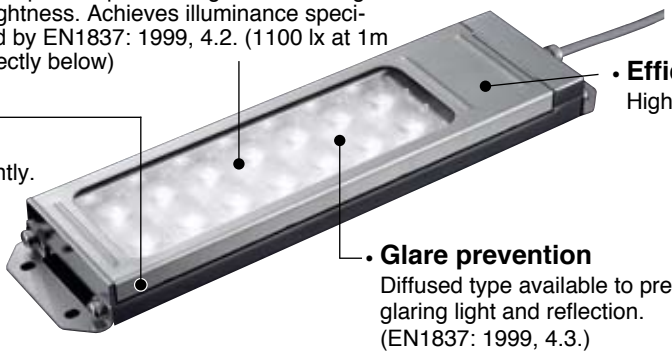

- **Efficient power circuit**
  Highly efficient, low-heat power circuit.
- **Heat Dissipation**
  Heat is dissipated by the aluminum housing efficiently.
- **Glare prevention**
  Diffused type available to prevent glaring light and reflection. (EN1837: 1999, 4.3.)

Optimal Light Distribution

- **Distribution Characteristics** (reference value at 1.0m)

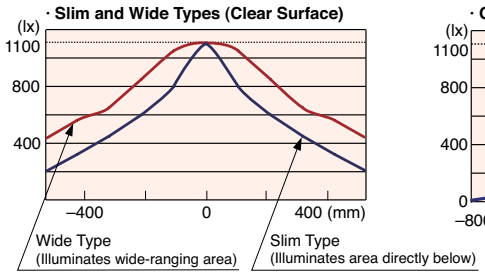

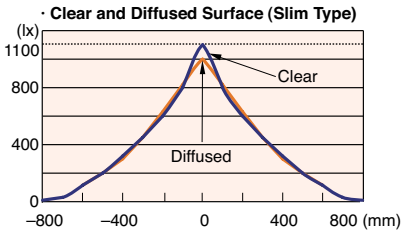

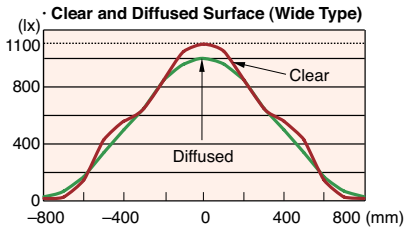

LF series LED Illumination Units

Low heat:	LED illumination generate very little heat, unlike incandescent and halogen lamps.
Long service life:	Maintenance-free operation for 50,000 hours.
Vibration/shock resistance:	Highly resistant.
Energy saving:	Less power consumption when compared with fluorescent lamps, contributing to CO_2 reduction.
RoHS compliant:	Environmentally friendly compared with mercury-laden fluorescent lamps.

Easy Maintenance

• Spring-clamp terminal blocks

Removable direct plug-in terminal block and spring clamp connections ensure a high quality connection, making it easy to install or replace the LED illumination unit.

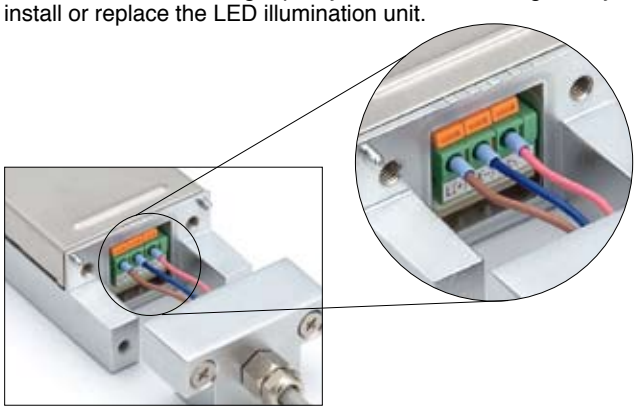

<Connection Example>

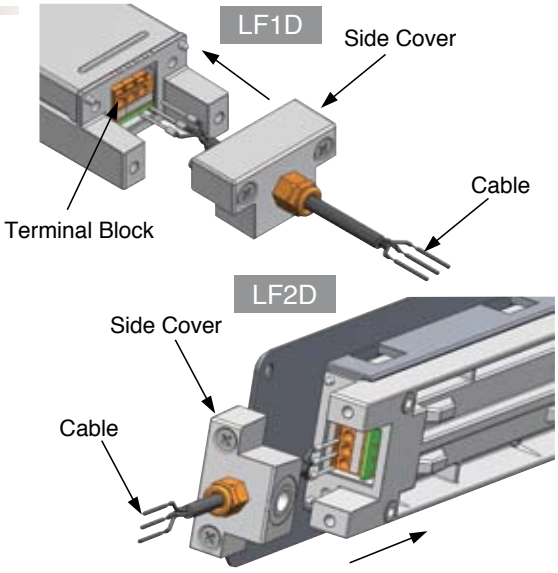

Accessories

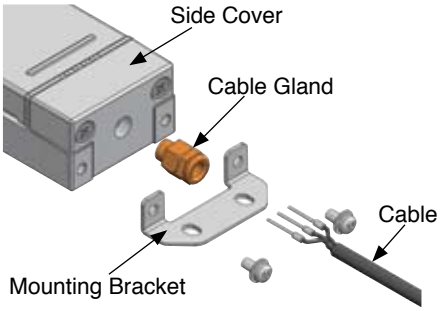

Cable gland, cable, and mounting brackets are also available as accessories for installation in various applications.

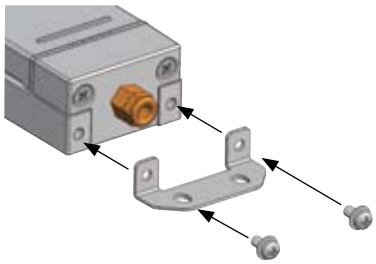

Screw holes are provided on the sides for installation using mounting brackets, and also on the back for direct mounting. Cable can connected from the rear.

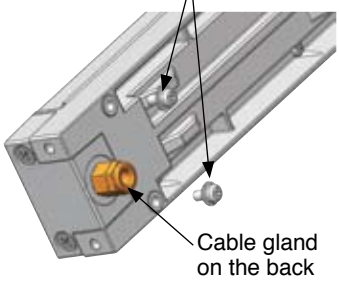

Applications

LF1D

An application in a drilling machine.

LF2D—slim flange design.

Only 5 mm extension from the mounting panel.

Flush mounting of LF2D minimizes the build-up of metal chips.

LUMIFA™ LF1D/LF2D LED Illumination Units

Brightest in its class, excellent power savings. Optimal optical design achieves high brightness at both the center and periphery. IP67f degree of protection.

- LED provides energy-savings, long-life, space-saving and no-maintenance advantages.
- Illumination surface variety—reinforced glass or polycarbonate, both in clear or diffused type.
- IP67f degree of protection (polycarbonate: IP67)
- Robust housing of aluminum diecast and stainless steel.
- Thin and slim profiles allow installation in space-limited areas.
- Even low profile is available with the sleek design of LF2D. Resistant to dust build up on the surface.

Application examples

Machine tools, food processing equipment, automatic manufacturing machines, printing machines, production system, test equipment, refrigeration and freezers.

c UL us LISTED CE

UL, c-UL listed: LF1D only

Types

• LF1D (Illumination color: white)

Type			Slim Type (LF1D-E)		Wide Type (LF1D-F)	
Appearance						
LED Arrangement			10 LEDs × 1 row		7 LEDs × 2 rows	
Optional Accessories			Illumination Surface		Illumination Surface	
Cable Gland LF9Z-A11	Cable LF9Z-C05	Mounting Bracket LF9Z-B11, -B12	Clear Reinforced Glass	Clear Polycarbonate	Clear Reinforced Glass	Clear Polycarbonate
Without (Cable gland hole on the side of LF1D)	—	—	**LF1D-E2F-2W**	**LF1D-E3G-2W**	**LF1D-F2F-2W**	**LF1D-F3G-2W**
		With	**LF1D-E2F-2W-101**	**LF1D-E3G-2W-101**	**LF1D-F2F-2W-101**	**LF1D-F3G-2W-101**
Without (Cable gland hole on the back of LF1D)	—	—	**LF1D-E2F-2W-200**	**LF1D-E3G-2W-200**	**LF1D-F2F-2W-200**	**LF1D-F3G-2W-200**
		With	**LF1D-E2F-2W-201**	**LF1D-E3G-2W-201**	**LF1D-F2F-2W-201**	**LF1D-F3G-2W-201**
With (Side)	—	—	**LF1D-E2F-2W-300**	**LF1D-E3G-2W-300**	**LF1D-F2F-2W-300**	**LF1D-F3G-2W-300**
		With	**LF1D-E2F-2W-301**	**LF1D-E3G-2W-301**	**LF1D-F2F-2W-301**	**LF1D-F3G-2W-301**
	With	—	**LF1D-E2F-2W-350**	**LF1D-E3G-2W-350**	**LF1D-F2F-2W-350**	**LF1D-F3G-2W-350**
		With	**LF1D-E2F-2W-A**	**LF1D-E3G-2W-A**	**LF1D-F2F-2W-A**	**LF1D-F3G-2W-A**
With (Back)	—	—	**LF1D-E2F-2W-400**	**LF1D-E3G-2W-400**	**LF1D-F2F-2W-400**	**LF1D-F3G-2W-400**
		With	**LF1D-E2F-2W-401**	**LF1D-E3G-2W-401**	**LF1D-F2F-2W-401**	**LF1D-F3G-2W-401**
	With	—	**LF1D-E2F-2W-450**	**LF1D-E3G-2W-450**	**LF1D-F2F-2W-450**	**LF1D-F3G-2W-450**
		With	**LF1D-E2F-2W-451**	**LF1D-E3G-2W-451**	**LF1D-F2F-2W-451**	**LF1D-F3G-2W-451**

• Contact IDEC for cable gland hole other than the standard M8 size.

• LF2D (Illumination color: white)

Type		Slim Type (LF2D-E)		Wide Type (LF2D-F)	
Appearance					
LED Arrangement		10 LEDs × 1 row		7 LEDs × 2 rows	
Optional Accessories		Illumination Surface		Illumination Surface	
Cable Gland LF9Z-A11	Cable LF9Z-C05	Clear Reinforced Glass	Clear Polycarbonate	Clear Reinforced Glass	Clear Polycarbonate
Without (cable gland hole on the side of LF2D)	—	**LF2D-E2F-2W**	**LF2D-E3G-2W**	**LF2D-F2F-2W**	**LF2D-F3G-2W**
Without (cable gland hole on the back of LF2D)	—	**LF2D-E2F-2W-200**	**LF2D-E3G-2W-200**	**LF2D-F2F-2W-200**	**LF2D-F3G-2W-200**
With (Side)	—	**LF2D-E2F-2W-300**	**LF2D-E3G-2W-300**	**LF2D-F2F-2W-300**	**LF2D-F3G-2W-300**
	With	**LF2D-E2F-2W-A**	**LF2D-E3G-2W-A**	**LF2D-F2F-2W-A**	**LF2D-F3G-2W-A**
With (Back)	—	**LF2D-E2F-2W-400**	**LF2D-E3G-2W-400**	**LF2D-F2F-2W-400**	**LF2D-F3G-2W-400**
	With	**LF2D-E2F-2W-450**	**LF2D-E3G-2W-450**	**LF2D-F2F-2W-450**	**LF2D-F3G-2W-450**

• Contact IDEC for cable gland hole other than the standard M8 size.

Accessories

Type		Material	Type No.	Remarks	Package Quantity
Cable Gland		Brass	**LF9Z-A11**	M8, applicable wire size: ø3.5 to 5.5 mm	1
Mounting Bracket	For LF1D-E (slim type)	Stainless Steel	**LF9Z-B11**	With mounting screws	2
	For LF1D-F (wide type)		**LF9Z-B12**	With mounting screws	2
Cable		PVC	**LF9Z-C05**	5m	1

• Contact IDEC for angle adjustable mounting bracket (LF1D).

Type No. Development

1 Type (Legend)	
LF	Series name

2 Shape (Legend)	
1	Box Type
2	Flange type

3 Size (LED arrangement) (Legend)	
E	Slim Type (10 LEDs × 1 row)
F	Wide Type (7 LEDs × 2 rows)

5 Degree of Protection (Legend)	
F	IP67f
G	IP67

4 Reinforced glass: F
Polycarbonate: G

6 Voltage (Legend)	
2	24V DC

7 Illumination Color (Legend)	
W	White

1	2			3	4	5		6	7		8
LF	2	D	—	E	2	F	—	2	W	—	A

4 Illumination Surface (Legend)		
2	Clear	Reinforced glass
3		Polycarbonate
5	Diffused	Polycarbonate
9		Reinforced glass

8 Cable Gland (Legend) (LF9Z-A11)		8 Cable (Legend) (LF9Z-C05)		8 Mounting Bracket (Legend) (LF9Z-B11, LF9Z-B12)	
Blank	Without accessories. Cable gland hole on the side.				
A	With cable gland (standard). With cable. With mounting bracket (LF1D only)				
1	Without cable gland. Cable gland hole on the side.	0	Without	0 1	Without Yes
2	Without cable gland. Cable gland hole in the back.				
3	With cable gland (standard) on the side.	0 5	Without Yes		
4	With cable gland (standard) in the back.				

- LF1D/LF2D: "100" and "351" are not available.
- LF2D: "350" and "∗∗1" (with mounting bracket) are not available.

Specifications

• General Specifications

Series	LF1D		LF2D	
Type	Slim	Wide	Slim	Wide
Rated Voltage	24V DC			
Voltage Range	21.6 to 26.4V DC			
Rated Power (typ.) (at rated voltage)	9W	12.5W	9W	12.5W
Insulation Resistance	1MΩ minimum (500V DC megger)			
Dielectric Strength	1000V AC 50/60Hz, 1 minute			
Vibration Resistance (damage limits)	Frequency 5 to 55 Hz, amplitude 0.5 mm			
Shock Resistance (damage limits)	1000 m/s^2			
Operating Temperature	–30 to +55°C (no freezing)			
Operating Humidity	45 to 85% RH (no condensation)			
Storage Temperature	–35 to +70°C (no freezing)			
Operating Atmosphere	No corrosive gas			
Life (Note 1)	50,000 hours (The illumination duration in which the brightness maintains a minimum of 70% of the initial value at 25°C.)			
Degree of Protection (Note 2)	IP67f (reinforced glass), IP67 (polycarbonate)			
Material (Note 3)	Housing: Diecast aluminum Front cover: Stainless steel Illumination surface: Reinforced glass or polycarbonate		Housing and flange: Diecast aluminum Illumination surface: Reinforced glass or polycarbonate	
Weight (approx.)	LF1D-E∗∗-2W∗: 750g LF1D-E∗∗-2W-A∗: 950g	LF1D-F∗∗-2W∗: 800g LF1D-F∗∗-2W-∗: 1000g	LF2D-E∗∗-2W∗: 850g LF2D-E∗∗-2W-A∗: 1000g	LF2D-F∗∗-2W∗: 900g LF2D-F∗∗-2W-A∗: 1050g

Note 1: LED life depends on the operating environment.
Note 2: Waterproof or oil-proof characteristics specified by IEC 60529 and JEM1030.
For illumination units without accessories, use a cable gland and cable that satisfy IP67f or IP67 degree of protection.
Note 3: The reinforced glass and polycarbonate illumination surfaces have the same appearance, but have different degrees of protection (IP67f or IP67).

• LED Optical Specifications

Series	LF1D				LF2D			
Type	Slim		Wide		Slim		Wide	
Illumination Surface	Clear	Diffused	Clear	Diffused	Clear	Diffused	Clear	Diffused
Illumination Color	White							
Color Temperature (typ.)	5700K							
Total Luminous Flux (typ.)	600 lm		840 lm		600 lm		840 lm	
Reference Illuminance (typ.) at 1.0m directly below	1100 lx	1000 lx	1100 lx	1000 lx	1100 lx	1000 lx	1100 lx	1000 lx

- LED modules and illumination units may vary in illumination color and illuminance.

Terminal Block Wiring

• Slim Type

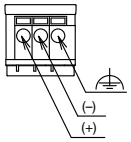

• Wide Type

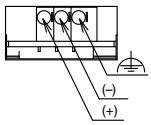

Applicable ferrules: 0.25 to 0.75 mm^2
Recommended source:
Phoenix Contact:
AI 0,25-12 BU, AI 0,34-12 TQ,
AI 0,5-12 WH, AI 0,75-12 GY

Internal Circuit

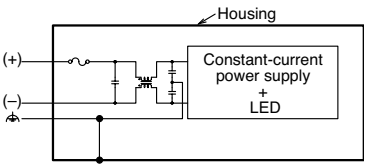

Illuminance Distribution (LF1D/LF2D) at 1.0m

X: long side
Y: short side

• Slim Type

Clear surface

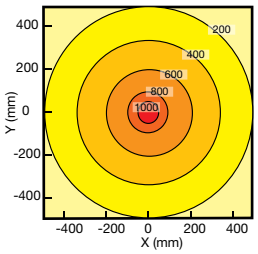

Diffused surface

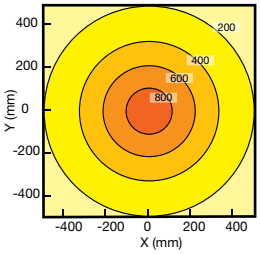

• Wide Type

Clear surface

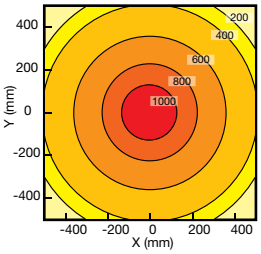

Diffused surface

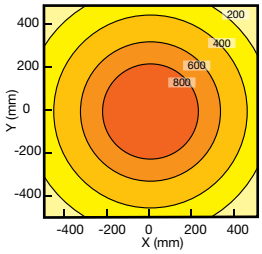

Dimensions

All dimensions in mm.

• LF1D-E (Slim Type, 10 LEDs × 1 row)

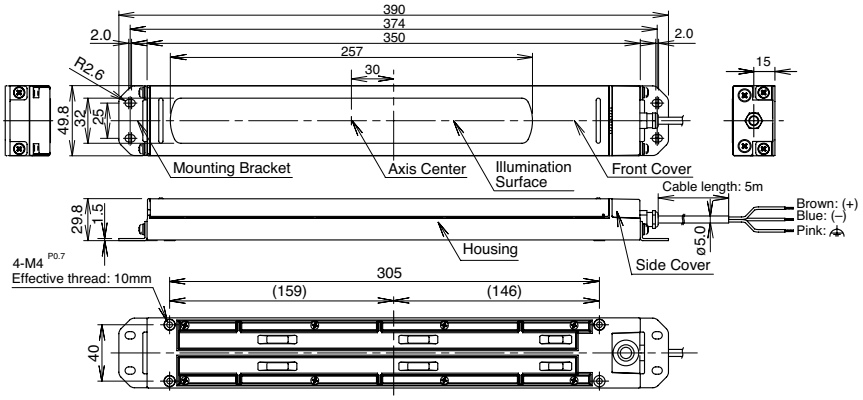

• Mounting Hole Layout

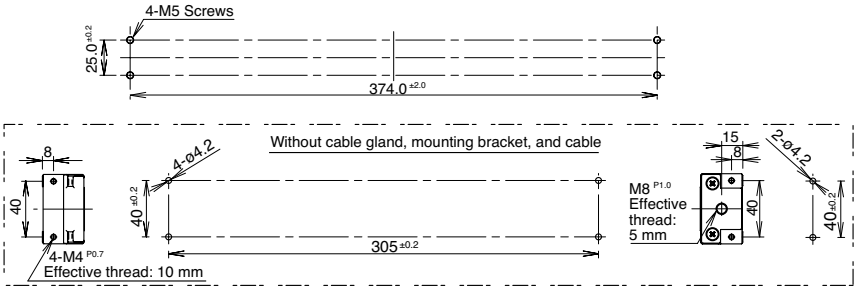

• LF1D-F (Wide Type, 7 LEDs × 2 rows)

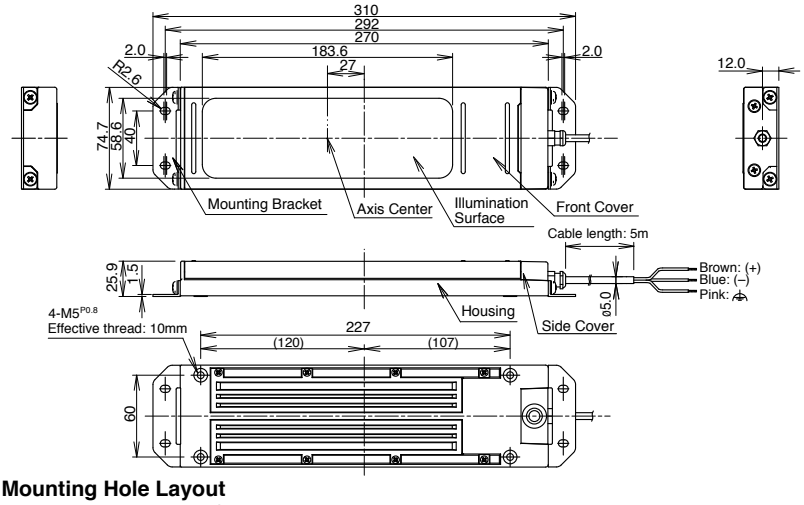

• Mounting Hole Layout

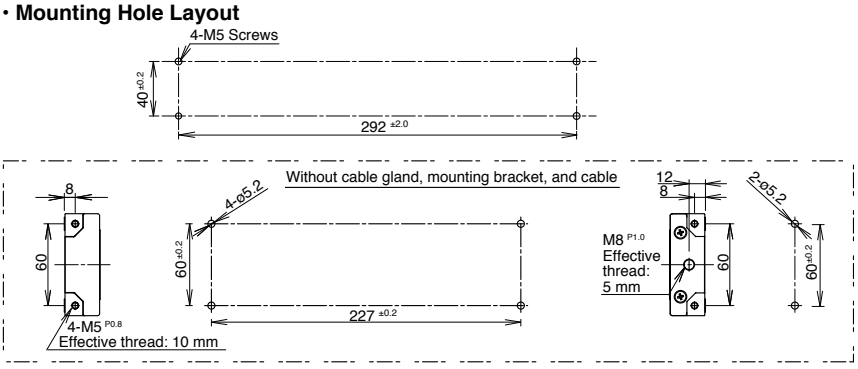

Dimensions

• LF2D-E (Slim Type, 10 LEDs × 1 row)

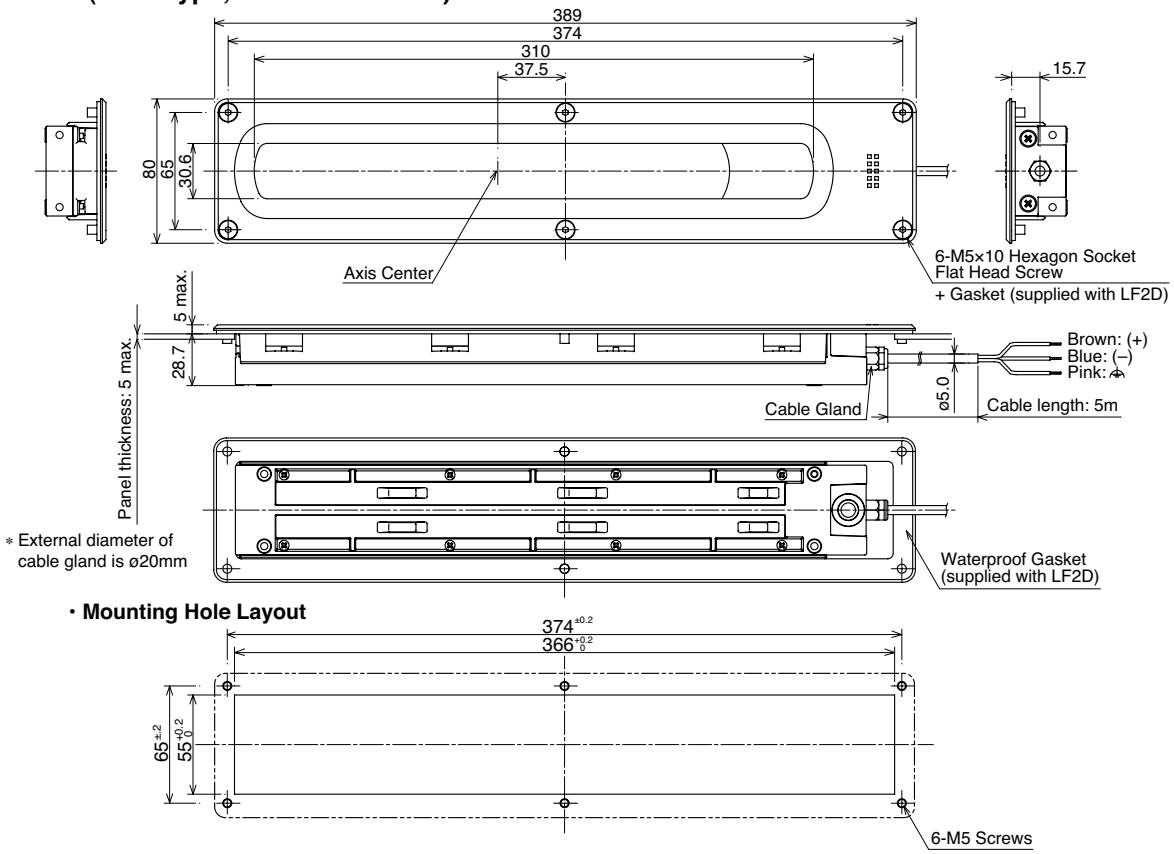

• LF2D-F (Wide Type, 7 LEDs × 2 rows)

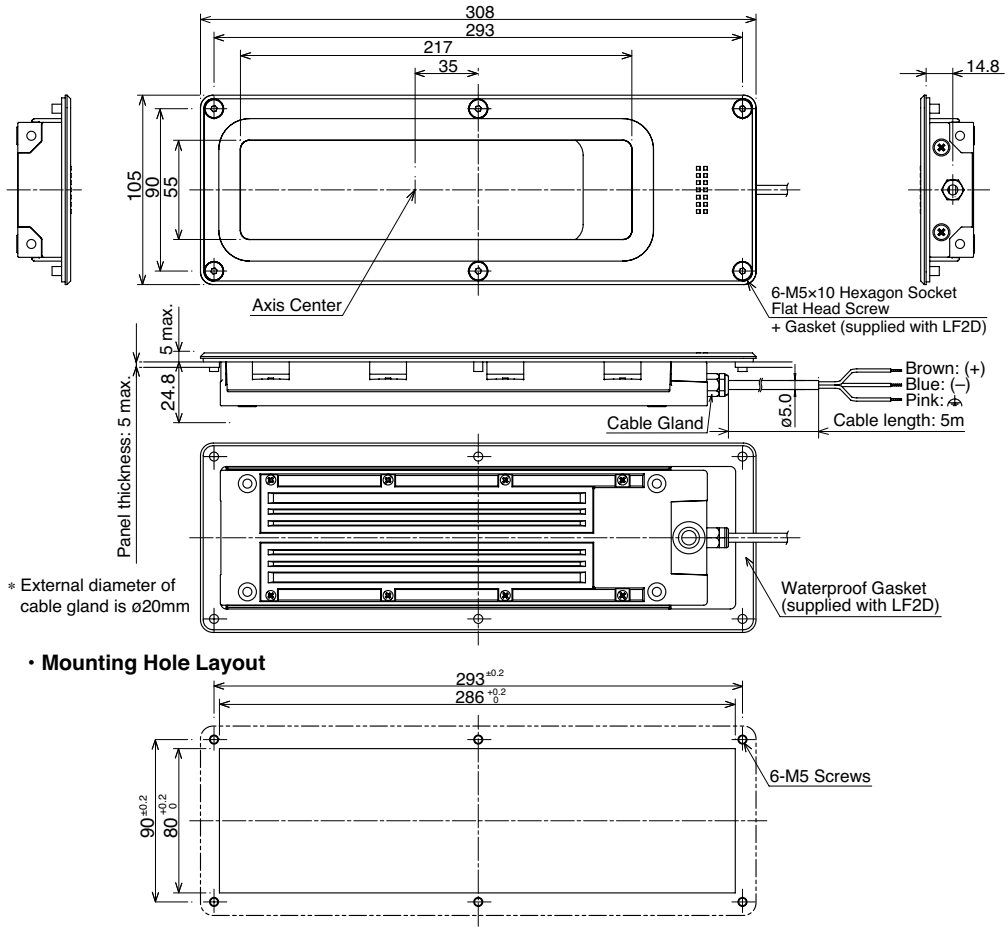

⚠ Safety Precautions

- Do not disassemble, repair, or modify illumination units. Otherwise electric shock, fire, or malfunction may occur.
- Turn off power to the illumination units before wiring. Make sure of correct wiring, otherwise electric shock or damage may result.
- Do not stare directly into the illumination unit while it is lit, and do not project the light to other people, otherwise eyes may be injured.
- The illumination unit is a general-purpose industrial electric device. Do not use the illumination unit for electronic equipment which may damage the human body or threaten life in case a malfunction or failure occurs.

Instructions

- Before designing final equipment and powering up illumination units, confirm the specifications described on the instruction sheet. If there is any uncertainty, contact IDEC before powering up illumination units.
- Apply voltage within the rated value, otherwise the LED elements may be damaged.
- The illumination unit is vulnerable to static electricity. Take sufficient measure for protection against static electricity and voltage surges.
- Make sure that the illumination unit does not fall during transportation, installation, and operation, otherwise damage may result.
- Do not pull or push the cable of the illumination unit, otherwise damage may result. Allow sufficient slack to the cable while wiring.
- Do not apply excessive force to the illumination unit. Do not leave a damaged illumination unit unattended or use a damaged illumination unit.
- Ensure the correct operating temperature around the illumination unit. Otherwise internal temperature rise may result in damage.
- Do not use or store the illumination unit in a place subjected to vibration and shock.
- Do not use the illumination unit in the following places:
  - ∗ Exposed to direct sunlight, near heaters, and at high temperatures
  - ∗ Subject to chemicals, and corrosive gases (Plastic illumination surface types: Iron powder and oil)
  - ∗ Basements, greenhouses, or other humid places
  - ∗ Cold storage warehouses and cooler exhaust outlets (make sure that no freezing occurs)
- Do not loosen screws, otherwise the protection characteristics will be impaired.
- For the LF2D illumination units, make sure to a provide sufficient strength for mounting panel. Required waterproof characteristics cannot be obtained if a distorted mounting panel is used.
- Use illumination units with a Class 2 power supply.

Specifications and other descriptions in this catalog are subject to change without notice.

IDEC

IDEC CORPORATION
7-31, Nishi-Miyahara 1-Chome, Yodogawa-ku, Osaka 532-8550, Japan
Tel: +81-6-6398-2571, Fax: +81-6-6392-9731
E-mail: marketing@idec.co.jp

IDEC CORPORATION (USA)
1175 Elko Drive, Sunnyvale, CA 94089-2209, USA
Tel: +1-408-747-0550 / (800) 262-IDEC (4332)
Fax: +1-408-744-9055 / (800) 635-6246
E-mail: opencontact@idec.com

IDEC CANADA LIMITED
3155 Pepper Mill Court, Unit 4, Mississauga, Ontario, L5L 4X7, Canada
Tel: +1-905-890-8561, Toll Free: (888) 317-4332
Fax: +1-905-890-8562
E-mail: sales@ca.idec.com

IDEC AUSTRALIA PTY. LTD.
2/3 Macro Court, Rowville, Victoria 3178, Australia
Tel: +61-3-9763-3244, Toll Free: 1800-68-4332
Fax: +61-3-9763-3255
E-mail: sales@au.idec.com

IDEC ELECTRONICS LIMITED
Unit 2, Beechwood, Chineham Business Park, Basingstoke, Hampshire RG24 8WA, UK
Tel: +44-1256-321000, Fax: +44-1256-327755
E-mail: sales@uk.idec.com

IDEC ELEKTROTECHNIK GmbH
Wendenstrasse 331, 20537 Hamburg, Germany
Tel: +49-40-25 30 54 - 0, Fax: +49-40-25 30 54 - 24
E-mail: service@idec.de

IDEC (SHANGHAI) CORPORATION
Room 608-609, 6F, Gangtai Plaza, No. 700, Yan'an East Road, Shanghai 200001, PRC
Tel: +86-21-5353-1000, Fax: +86-21-5353-1263
E-mail: idec@cn.idec.com

IDEC (BEIJING) CORPORATION
Room 211B, Tower B, The Grand Pacific Building, 8A Guanghua Road, Chaoyang District, Beijing 100026, PRC
Tel: +86-10-6581-6131, Fax: +86-10-6581-5119

IDEC (SHENZHEN) CORPORATION
Unit AB-3B2, Tian Xiang Building, Tian'an Cyber Park, Fu Tian District, Shenzhen, Guang Dong 518040, PRC
Tel: +86-755-8356-2977, Fax: +86-755-8356-2944

IDEC IZUMI (H.K.) CO., LTD.
Units 11-15, Level 27, Tower 1, Millennium City 1, 388 Kwun Tong Road, Kwun Tong, Kowloon, Hong Kong
Tel: +852-2803-8989, Fax: +852-2565-0171
E-mail: info@hk.idec.com

IDEC TAIWAN CORPORATION
8F-1, No. 79, Hsin Tai Wu Road, Sec. 1, Hsi-Chih, Taipei County, Taiwan
Tel: +886-2-2698-3929, Fax: +886-2-2698-3931
E-mail: service@tw.idec.com

IDEC IZUMI ASIA PTE. LTD.
No. 31, Tannery Lane #05-01, HB Centre 2, Singapore 347788
Tel: +65-6746-1155, Fax: +65-6844-5995
E-mail: info@sg.idec.com

www.idec.com

Cat. No. EP1307-0 JUNE 2010 PDF
(100611)