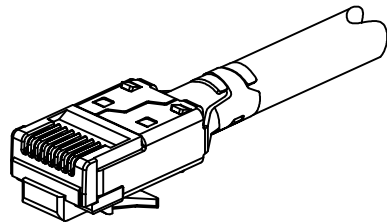
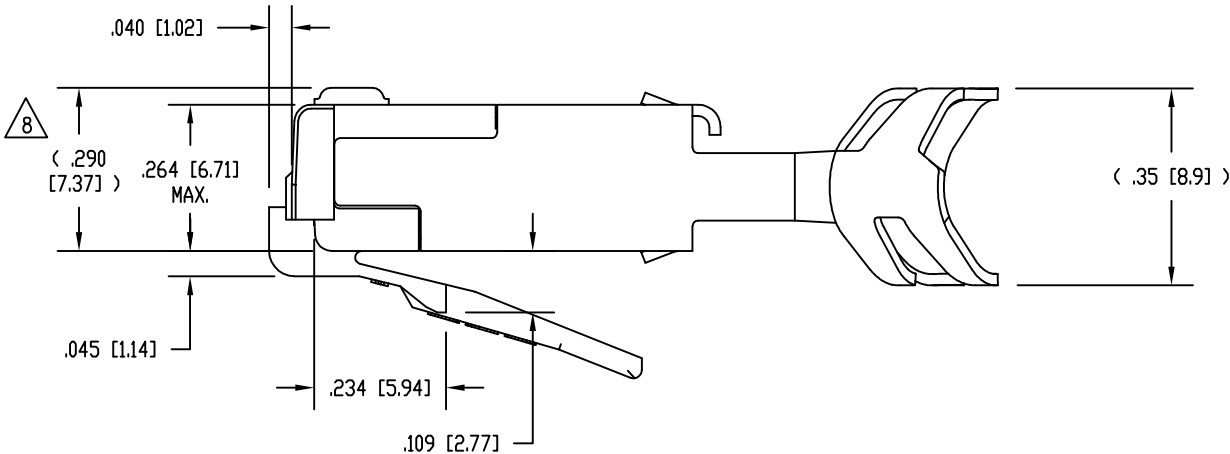
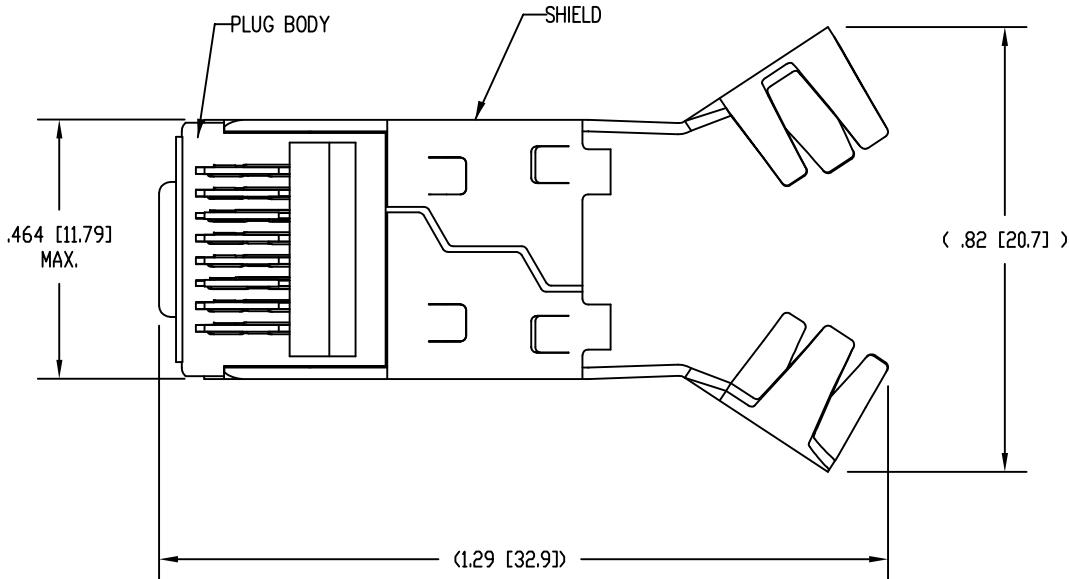
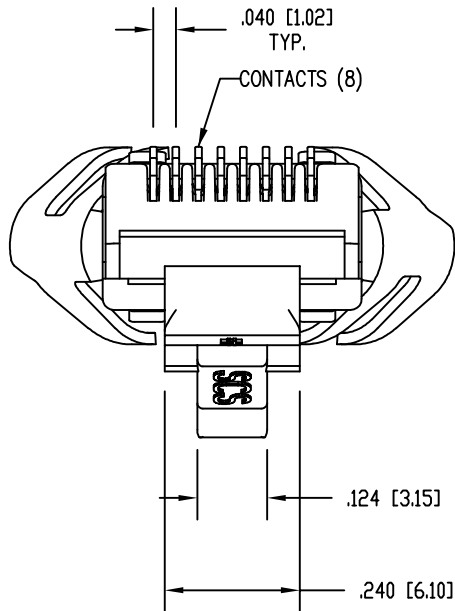


DATE	REV	ECN	APP'D. BY
—	X0	—	—
2-08-11	A0	9140	DHG
5-25-12	A1	9480	SMN



ISOMETRIC VIEW OF TERMINATED PLUG



- NOTES:
1. PLUG KIT CONSISTS OF:
PRE-INSERTED PLUG BODY WITH SHIELD – 39200-317
LOAD BAR – 39100-847
WIRE ALIGNER – 39200-893

2. MATERIALS:
PLUG BODY: CLEAR POLYCARBONATE, UL 94-V0
LOAD BAR: BLACK POLYCARBONATE, UL 94-V0
WIRE ALIGNER: CLEAR POLYCARBONATE, UL 94-V0
CONTACTS: COPPER ALLOY, SELECTIVE GOLD PLATING
SHIELD: COPPER ALLOY, NICKEL PLATE

3. FOR PRODUCT SPECIFICATION SEE PR026-01.

4. CONTACTS TERMINATE SOLID OR STRANDED CONDUCTORS BETWEEN .037 [0.94] TO .042 [1.07] OUTSIDE DIAMETER OF INSULATION.

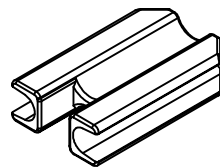
5. CRIMP IS FOR CABLES WITH OUTSIDE NOMINAL DIAMETERS OF .230 [5.84] TO .250 [6.35].

6. PRODUCT DESIGNED FOR CATEGORY 6A APPLICATIONS.

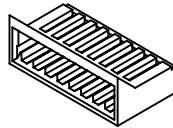
7. DIMENSIONS AND TOLERANCES COMPLY WITH TIA-1096 STANDARD FORMERLY FCC/CFR 47, PART 68.

△ 8 TERMINATED PLUG HEIGHT: .237 [6.02] ±.005 [0.13].

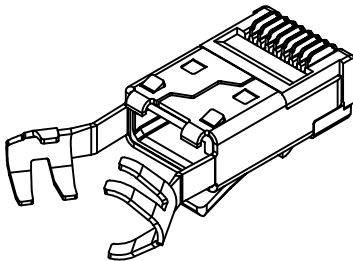
50 MICRO-INCHES [0.76um]	SS-39200-023
CONTACT PLATING IN MATING AREA	PART NUMBER



WIRE ALIGNER
39200-893



LOAD BAR
39100-847



PRE-INSERTED PLUG
BODY WITH SHIELD
39200-317



THIRD ANGLE PROJECTION

DO NOT SCALE DRAWING
DRAWING IS SUBJECT TO
CHANGE WITHOUT NOTICE

DIMENSIONS: INCHES [METRIC]

UNLESS OTHERWISE SPECIFIED
TOLERANCES ARE ±.005 [0.13]
ANGLES ARE ± 1°

SHEET NO. 1 OF 1

Bel Stewart Connector

11118 Susquehanna Trail South
Glen Rock, PA 17327-9199
(717) 235-7512 Fax: (717) 235-7954 <http://www.stewartconnector.com>

TITLE: 8 CONDUCTOR, 8 POSITION SHIELDED CAT 6A PLUG, WITH
LOAD BAR, AND WIRE ALIGNER, .250 MAX CABLE

THIS DRAWING AND THE SUBJECT MATTER SHOWN THEREON ARE
CONFIDENTIAL AND THE PROPRIETARY PROPERTY OF BEL STEWART CONNECTOR
AND SHALL NOT BE REPRODUCED, COPIED, OR USED IN ANY MANNER WITHOUT
PRIOR WRITTEN CONSENT OF BEL STEWART CONNECTOR. THIS PRODUCT
MAY BE PROTECTED BY ONE OR MORE OF THE FOLLOWING US PATENTS:
5628647 6402559 6409535 6524128
7753717 8033863
OTHER PATENTS MAY BE PENDING.

DRN BY:	DHG	DATE	8-17-10
APPD BY:	TRM	DATE	8-24-10
DWG NO.	CT390076	REV.	A1