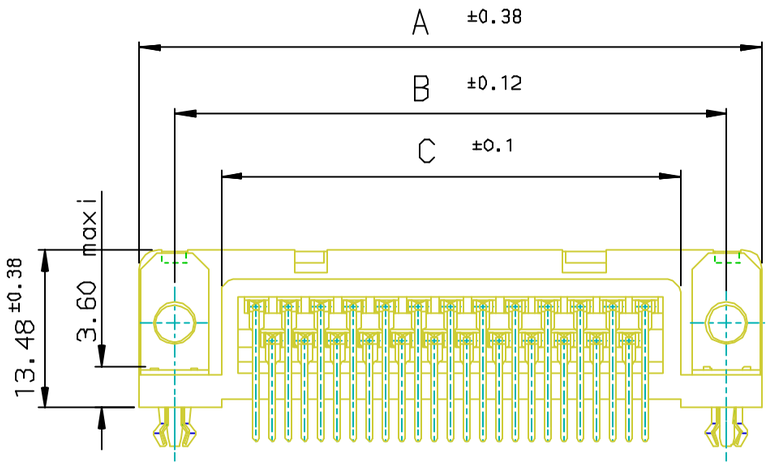

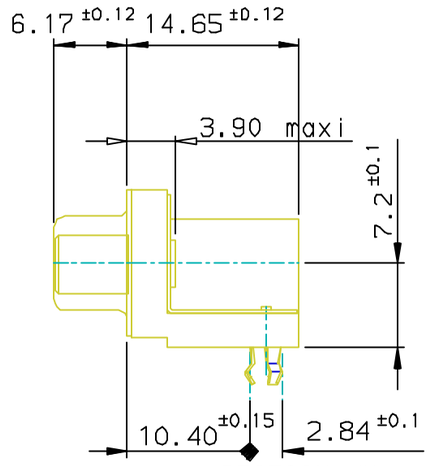

SECTION HH

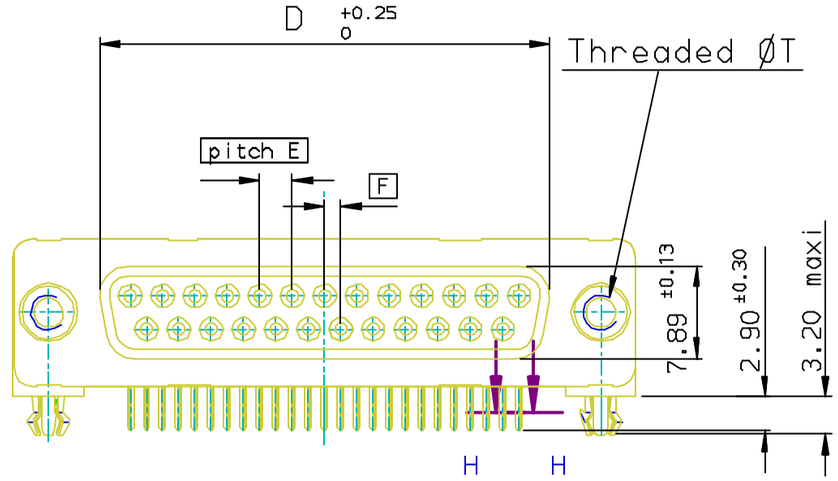

PC card drilling dimensions(after plating)

(thickness 1.60±0.20mm)

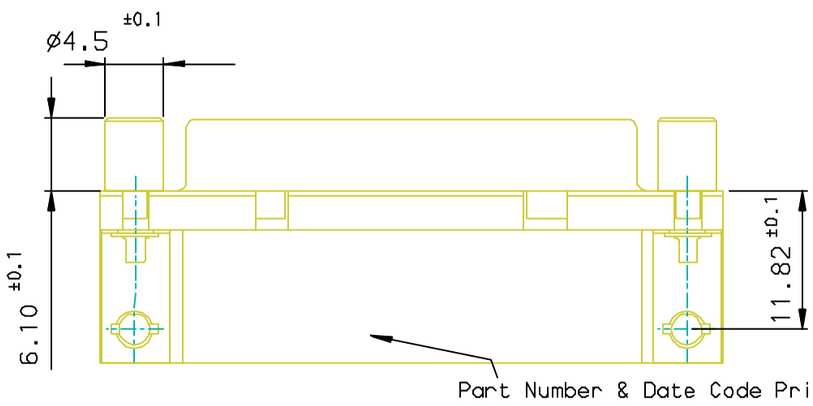

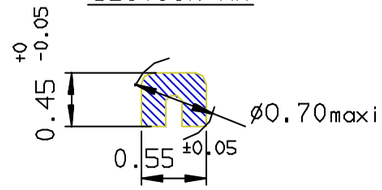

LF FOR LEAD FREE

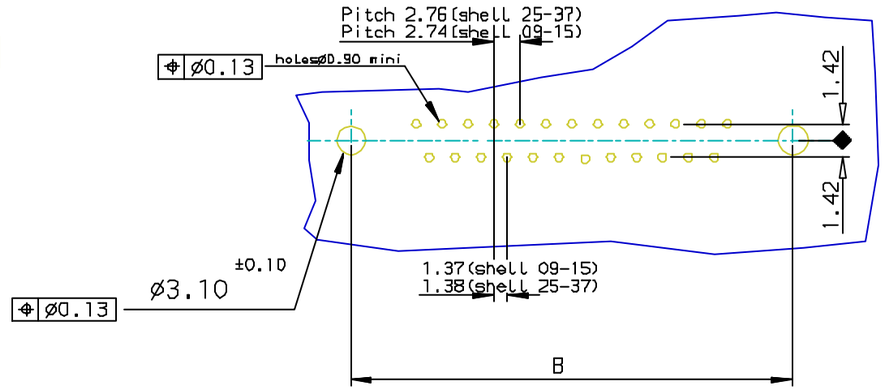

SHELL	A±0.38	B±0.12	C±0.10	D±0.25 0	G±0.25 0	PART NUMBER Plating:0.76µ AU	PART NUMBER Plating:Flash AU
09	30.81	24.99	16.96	16.21	5.90	D09S23A6G*00**	D09S23A4G*0D**
15	39.14	33.32	25.18	24.54	5.90	D15S23A6G*00**	D15S23A4G*0D**
25	53.03	47.04	39.12	38.25	5.70	D25S23A6G*00**	D25S23A4G*0D**
37	69.32	63.50	55.68	54.71	5.70	D37S23A6G*00**	D37S23A4G*0D**

Threaded ØT M3 = I
Threaded ØT 4.40 = V

REQUIREMENTS

Technical characteristics:
Shell:steel tin/Zinc Cr3 plated
Insulators:self-extinguishing black polyster,ULclass94V0
Contacts size 20:phosphor bronze,gold on mating end,bright tin on termination end over nickel on entire contact
Cycles :500 for protection 6
:200 for protection 4
Harpoons:phosphor bronze,tin plated
Metal plate for electrical continuity:brass,tin/Zinc Cr3 plated
Female screw:brass,tin/Zinc Cr3 plated torque:0.5N/m

Electrical characteristics:
max.current rating:5A
Test voltage:1000V
Rated voltage:300V
Contact resistance:≤15mΩ
Shell resistance:≤5mΩ
Insulation resistance:≥5000MΩ

Climatic characteristics:
Operating temperature range:-55°c +125°c

Dimensions:
in accordance with MIL-C-24308

FOR ROHS DETAILS REFER DWG.NO:C01-8646-0000

European Views

rev	ecn no	dr	date
B	I05-0124	JS	2005/07/27
C	I06-0074	SK	2006/06/08
-	-	-	-
-	-	-	-
-	-	-	-
-	-	-	-
-	-	-	-

www.fciconnect.com

surface ISO 1302 | tolerance std ISO 406 ISO 1101 | projection | mm

TOLERANCES UNLESS OTHERWISE SPECIFIED

Dr	JOHN SLEEBA	2000/12/21	ANGULAR	LINEAR	0.X	±0.1
Eng	GEORGE VJ	2000/12/21			0.XX	±0.1
Chr	GEORGE VJ	2005/07/27	0.XX° ±1°		0.XXX	±0.1
Appr	KVSD	2005/07/27	Product family		D-SUB	

size A3 | Scale 1:1 | ECN - | Spec ref -

title: SOCKET CNRS DELTA D with female screw, harpoon ,metal bracket

dwg no: C01-8646-0755 | Rev. C

catalog no: DELTA-D | CUSTOMER | sheet 1 of 1

Copyright FCI.

REV F - 2006-04-17

PDM: Rev:C STATUS:Released Printed: Jan 18, 2011