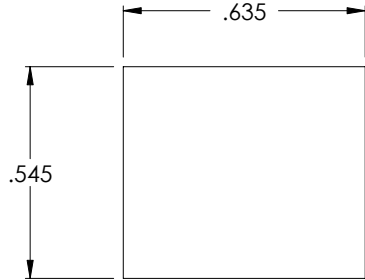
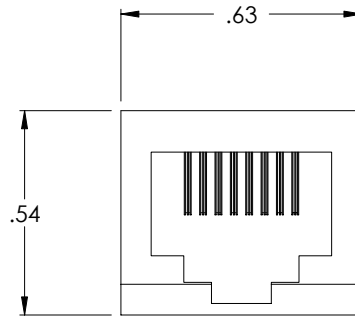


THE INFORMATION CONTAINED IN THIS DRAWING IS THE SOLE PROPERTY OF L-COM, INC. ANY REPRODUCTION IN PART OR WHOLE WITHOUT THE WRITTEN PERMISSION OF L-COM, INC. IS PROHIBITED.

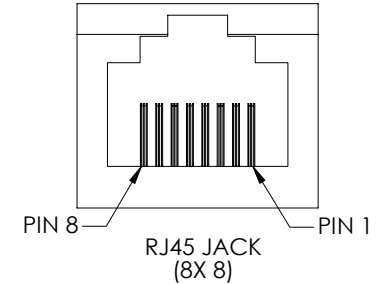
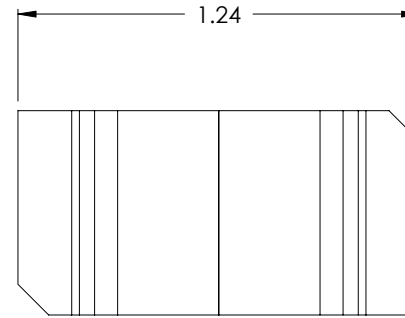
REVISIONS			
REV	DESCRIPTION	DATE	APPROVED
A	RELEASED FOR PRODUCTION	10/12/01	TJC
B	ADDED PRODUCT VALIDATION. DELETED METRIC DIMENSIONS (ECN1313)	03/07/03	DFF
.	.	.	.
.	.	.	.



RECOMMENDED
PANEL CUT-OUT



RJ45 JACK
(8X 8)



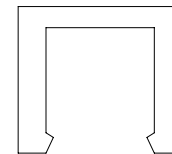
SPECIFICATIONS;
MEETS REQUIREMENTS OF FCC PART 68.5
UL94V-0 COMPLIANT
CSA CERTIFIED: CUL
CATEGORY 3 RATED

MATERIALS;
HOUSING: ABS
COLOR: IVORY
CONTACTS: PHOSPHOR BRONZE
CONTACT PLATING: 30 μ INCHES GOLD OVER NICKEL

ELECTRICAL;
CURRENT RATING: 1.5 AMP MAX
VOLTAGE RATING: 1000 VOLTS

ENVIRONMENTAL;
OPERATING TEMPERATURE RANGE: 0°C TO 60°C

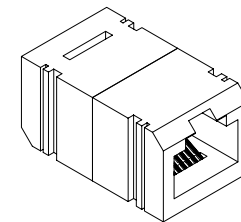
APPLICATION;
FEED THROUGH COUPLER
RETAINER CLIP (P/N TDG1026A-8CBK, ORDERED SEPARATELY)
REQUIRED FOR PANEL MOUNTING. USE TABLE TO
DETERMINE HOW MANY CLIPS ARE NEEDED.



TDG1026A-8CBK
RETAINER

PANEL THICKNESS	NO. OF CLIPS
LESS THAN .050" [1.25 MM]	4
.050" TO .070" [1.25 TO 1.78 MM]	3
.070" TO .090" [1.78 TO 2.29 MM]	2

UNLESS OTHERWISE SPECIFIED,
DIMENSIONS ARE IN INCHES
TOLERANCES ARE:
.X \pm .1
.XX \pm .05
.XXX \pm .005
CABLE LENGTH TOLERANCE
<300' \pm 5% >300' \pm 2%



APPROVALS		DATE	L-com [®] 45 BEECHWOOD DRIVE CONNECTIVITY NORTH ANDOVER, MA PRODUCTS 01845	
DRAWN	TJC	10/6/01	PRODUCT DESCRIPTION MODULAR COUPLER (RJ45)	
CHECKED	DFF	10/12/01	DRAWING TITLE OUTLINE DRAWING	
APPROVED BY	CM	10/12/01	SIZE A FSCM NO. 43321 DWG. NO. TDG1026A-8C-OD1 REV. B	
CONFIGURATION DETAILS OF UNDIMENSIONED FEATURES MAY VARY			SCALE 1:1	CAD FILE: TDG1026A-8C-OD1.SLDDRW SHEET 1 OF 1