


PDF Technical File

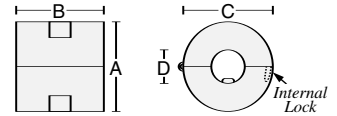
Visitors to this web site are authorized to download this information for reprints or electronic transfer to their technical reference files.

internal locking snap



WITH SECURE INTERNAL LOCKING SYSTEM. Cannot be reopened after snapping closed into position. Ensures that suppressor cannot be removed. Grip-lock tabs at entry/exit ports prevent longitudinal slippage on a range of cable diameters from .275" to .300" (7,0 to 7,6mm). Standard colors are computer gray (PMS#413), computer beige (PMS#468), black and natural white. A cost-effective alternative to over-molding.

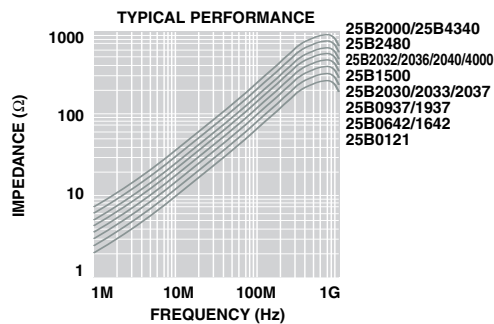
Very effective from 100 MHz to 1 GHz; peak attenuation at 700 MHz.
See pages 36 and 37 for impedance curve characteristics.



Patent Nos. 5,003,278 , 5,162,772 and 5,764,125

PART No.	A	B (ref.)	C	D	COLOR	IMPEDANCE IN OHMS
IL25B0642W	.780 19,8	.780 19,8	.780 19,8	.316 8,0	NATURAL WHITE	290 @ 700MHz
IL25B0642G	.780 19,8	.780 19,8	.780 19,8	.316 8,0	COMPUTER GRAY	290 @ 700MHz
IL25B0642B	.780 19,8	.780 19,8	.780 19,8	.316 8,0	COMPUTER BEIGE	290 @ 700MHz
IL25B0642K	.780 19,8	.780 19,8	.780 19,8	.316 8,0	BLACK	290 @ 700MHz

For specific performance by part number, find the alpha-numeric designation on the charts below according to the last seven digits of each catalog part number; i.e., for part number "CS28B1937" see "28B1937" on the chart.



For further technical information, please contact us at:

FerriShield[®] INC.
Interference Control Components

Mulberry Professional Plaza • 426 Mulberry Street * Suite 300 • Scranton, PA 18503
Tel: 570.961.5617 • Fax: 570.969.6274 • e-mail: info@ferrishield.com

www.ferrishield.com

ISO 9001:2000 registered

Mouser Electronics

Authorized Distributor

Click to View Pricing, Inventory, Delivery & Lifecycle Information:

[LeaderTech:](#)

[IL25B0642W](#) [IL25B0642G](#)