THIS DRAWING IS UNPUBLISHED. RELEASED FOR PUBLICATION 20
© COPYRIGHT 20 BY TYCO ELECTRONICS CORPORATION. ALL RIGHTS RESERVED.

PART NUMBER	REV	FIRST USED	POWER UNIT	FEED TYPE
1852075-1	B	122500-1	LEADMAKER	POST FEED
1852075-2	B	565435-5	BENCH MODEL K	PRE FEED
1852075-3	B	354500-1	BENCH MODEL G	PRE FEED

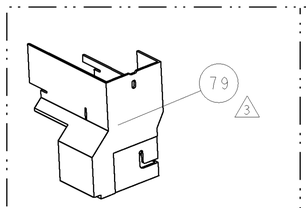

AMP-O-LECTRIC TERM GUARD

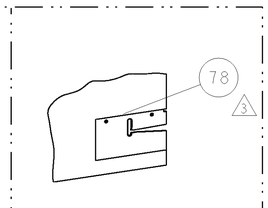

G TERMINATOR GUARD

TERMINAL NAME: TERMINAL, PIN .084(2.13) DIA SERIES				
TYCO PN	MANF PN	MOLEX TERMINAL - MOLEX CRIMP SPEC		
1572736-1	02-08-2005			
1572736-2	02-08-2007	PAD LTR	CRIMP HEIGHT	WIRE SIZE
1572736-3	02-08-2003	A	.069±.002[1.75±0.05mm]	14 AWG
1572736-4	02-08-2004	B	.059±.002[1.50±0.05mm]	16 AWG
1949255-1	02-08-1001	C	-	-
1949255-2	02-08-1005	D	-	-
1949255-3	02-08-1003	CRIMP	SIZE	TYPE / RANGE
1949255-4	02-08-1007			
-	-	WIRE	.090 [2.29mm]	F / 14-16 AWG
-	-	INSUL	.142 [3.61mm]	F / Ø.090-.130
WIRE STRIP LENGTH .156-.218	TERM APPL SPEC NONE	FEED .430	APPL INSTRUCTIONS 408-8040	SET UP GAGE 458637-1

1. RECOMMENDED SPARE PARTS
2. GREASE LIGHTLY
3. GUARD MUST BE IN PLACE WHEN OPERATING APPLICATOR IN A BENCH MACHINE

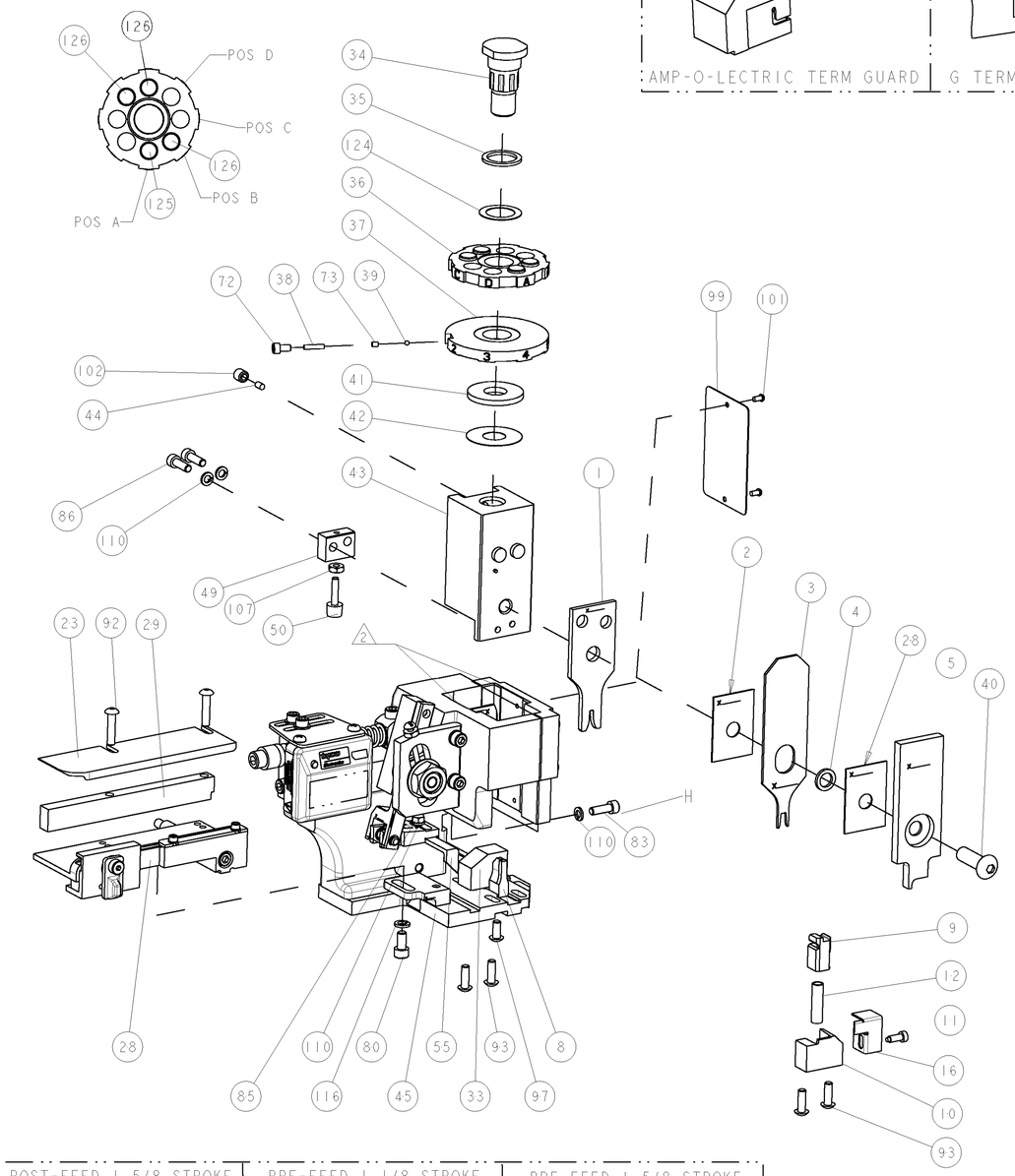

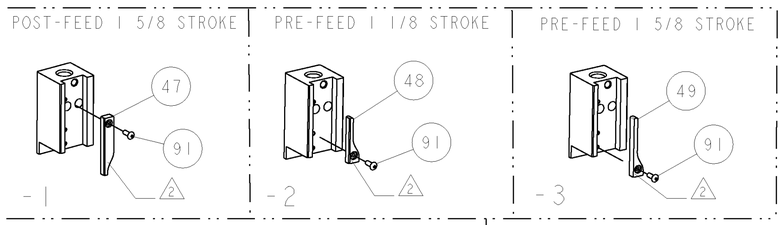

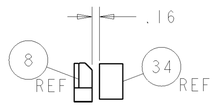

TERMINAL SUPPORT LOCATION

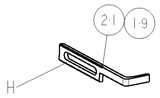

BENCH MACHINE AND LEADMAKER

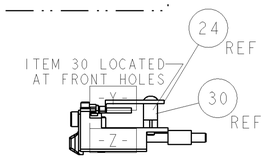

FEED TRACK POSITION

-3	-2	-1	U/M	PART NO	DESCRIPTION	ITEM NO
-	-					
-	-	-	..	-	-	128
2	2	-	..	-	-	127
2	2	2	-	354779-6	PIN, WIRE DISC, .3020	126
1	1	2	-	8-354778-3	PIN, WIRE DISC, .2910	125
1	1	1	-	986950-1	WASHER, FLAT PRECISION	124
1	1	1	-	217238-1	GENERAL INSTRUCTION PKG	123
-	-	1	-	4088040	SF APPL INST 408-8040	122
-	-	-	..	-	-	121
-	-	-	..	-	-	120
-	-	-	..	-	-	119
-	-	-	..	-	-	118
1	1	-	..	-	-	117
-	-	1	-	21024-5	WASHER, SPRG LOCK, REG NO 10	116
-	-	-	..	-	-	115
-	-	-	..	-	-	114
-	-	-	..	-	-	113
-	-	-	..	-	-	112
4	4	-	..	-	-	111
-	-	4	-	21024-4	WASHER, SPRG LOCK, REG NO 8	110
-	-	-	..	-	-	109
1	1	-	..	-	-	108
-	-	1	-	21018-5	NUT, HEX, REG 6-32	107
-	-	-	..	-	-	106
-	-	-	..	-	-	105
-	-	-	..	-	-	104
1	1	-	..	-	-	103
2	2	1	-	21009-2	SCR, SET, SELF LOCKING 1/4-20 X .250	102
-	-	2	-	21017-2	SCREW, DRIVE	101
1	1	-	..	-	-	100
-	-	1	-	461264-1	PLATE, IDENTIFICATION	99
1	1	-	..	-	-	98
-	-	1	-	22733-8	SCR, BHSC, SELF-LOCKING, 8-32 X .375	97
-	-	-	..	-	-	96
-	-	-	..	-	-	95
4	4	-	..	-	-	94
2	2	4	-	2-21002-2	SCR, BTN SKT HD CAP 8-32 X .500	93
-	-	2	-	2-21002-4	SCR, BTN SKT HD CAP 8-32 X .750	92
1	1	-	..	-	-	91
-	-	1	-	1-21002-7	SCR, BTN SKT HD CAP 6-32 X .375	90
-	-	-	..	-	-	89
-	-	-	..	-	-	88
2	2	-	..	-	-	87
1	1	2	-	2-21000-7	SCR, SKT HD CAP 8-32 X .500	86
-	-	1	-	2-22603-0	SCR, HEX HD CAP 8-32 X .312	85
1	1	-	..	-	-	84
-	-	1	-	2-21000-7	SCR, SKT HD CAP 8-32 X .500	83
-	-	-	..	-	-	82
1	1	-	..	-	-	81
-	-	1	-	3-21000-4	SCR, SKT HD CAP 10-32 X .375	80
3 -	REF	-	..	-	-	79
3 REF	-	-	..	455749-1	GUARD WINDOW	78
-	-	-	..	679532-1	INSERT, GUARD	77
-	-	-	..	-	-	76
-	-	-	..	-	-	75
1	1	-	..	-	-	74
-3	-2	-1	U/M	PART NO	DESCRIPTION	ITEM NO

LOC	DIST
A	66

REVISIONS

P	LTR	DESCRIPTION	DATE	DWN	APVD
	A	RELEASED	28JUL2005	LG	TE
	B	ECR-06-008661	10APR2006	MY	TE
	B1	ECR-06-009591	21APR2006	MY	TE
	B2	ECR-07-002960	08FEB2007	MY	TM

-3	-2	-1	U/M	PART NO	DESCRIPTION	ITEM NO
1	1	1	-	690603-1	SPRING ASSIST AMP-O-MATOR APPLICATOR	73
-	-	1	-	23030-1	SCR, SKT HD CAP 6-32 x .25	72
-	-	-	..	-	-	71
-	-	-	..	-	-	70
-	-	-	..	-	-	69
-	-	-	..	-	-	68
-	-	-	..	-	-	67
-	-	-	..	-	-	66
-	-	-	..	-	-	65
-	-	-	..	-	-	64
-	-	-	..	-	-	63
-	-	-	..	-	-	62
-	-	-	..	-	-	61
-	-	-	..	-	-	60
-	-	-	..	-	-	59
-	-	-	..	-	-	58
-	-	-	..	-	-	57
1	1	-	..	-	-	56
-	-	1	-	458537-2	PAWL, FEED	55
-	-	-	..	-	-	54
-	-	-	..	-	-	53
-	-	-	..	-	-	52
1	1	-	..	-	-	51
1	1	1	-	811242-2	BUMPER, HOLD DOWN	50
1	-	1	-	690753-1	SPACER, TONKER	49
-	1	-	..	690602-6	CAM, PRE FEED, 1 5/8	48
-	-	-	..	690602-5	CAM, PRE FEED, 1 1/8	47
1	1	1	-	690501-4	CAM, POST FEED, 1 5/8	46
1	1	1	-	459456-1	APPL. BASIC SUB ASSY (SIDE WISE MOCA)	45
1	1	1	-	690191-1	PLUG,NYLON	44
1	1	1	-	455673-1	RAM	43
1	1	1	-	690125-1	SHIM SUB-ASSY	42
1	1	1	-	690124-1	WASHER, RAM (.115)	41
1	1	1	-	7-21002-9	SCR, BTN SKT HD CAP 5/16-24 X 1.00	40
1	1	1	-	23241-6	BALL, STEEL	39
1	1	1	-	690170-1	SPRING, COMPRESSION	38
1	1	1	-	690142-1	DISC, INSULATION	37
1	1	1	-	354777-1	WIRE DISC, ASSEMBLY	36
1	1	1	-	22480-5	SPRING, COMPRESSION	35
1	1	1	-	690212-1	POST, RAM	34
-	-	1	-	690786-3	TERMINAL SUPPORT	33
-	-	-	..	-	-	32
-	-	-	..	-	-	31
1	1	-	..	-	-	30
1	1	1	-	1320908-8	SPACER, STRIP GUIDE	29
1	1	1	-	1633091-1	ASSEMBLY, STRIP GUIDE	28
-	-	1	-	455888-6	SPACER, CRIMPER	27
-	-	-	..	-	-	26
-	-	-	..	-	-	25
1	1	-	..	-	-	24
-	-	1	-	1320928-1	PLATE, STRIP GUIDE	23
-	-	-	..	-	-	22
-	-	1	-	690472-2	STRIPPER	21
-	-	-	..	-	-	20
1	1	-	..	-	-	19
-	-	-	..	-	-	18
-	-	-	..	-	-	17
1	1	1	-	318563-1	GUARD, FRONT CHIP	16
-	-	-	..	-	-	15
-	-	-	..	-	-	14
1 -	-	-	..	-	-	13
1	1	1	-	3-22280-3	SPRING, COMPRESSION	12
1	1	1	-	690461-1	STOP, SHEAR	11
1	1	1	-	690459-1	SHEAR HOLDER, FRONT	10
1 1	1	1	-	454276-1	FLOATING SHEAR, FRONT	9
1 1	1	1	-	1633110-2	ANVIL, COMBINATION .090	8
-	-	-	..	-	-	7
-	-	-	..	-	-	6
1	1	1	-	1-455889-4	DEPRESSOR, SHEAR	5
1	1	1	-	4-238011-3	BLOCK, CRIMPER SPACER	4
1 1	1	1	-	6-1424909-1	CRIMPER, INSULATION F	3
1	1	1	-	455888-6	SPACER, CRIMPER	2
1 1	1	1	-	2-456406-3	CRIMPER, WIRE PREMIUM	1
-3	-2	-1	U/M	PART NO	DESCRIPTION	ITEM NO

THIS DRAWING IS A CONTROLLED DOCUMENT FOR TYCO ELECTRONICS CORPORATION. IT IS SUBJECT TO CHANGE AND THE CONTROLLING DISPATCHING ORGANIZATION SHOULD BE CONTACTED FOR THE LATEST REVISION.

DIMENSIONS: INCHES
TOLERANCES UNLESS OTHERWISE SPECIFIED:
0 PLC ±
1 PLC ±0.1
2 PLC ±0.01
3 PLC ±0.001
4 PLC ±0.0001
ANGLES ±
MATERIAL - -
FINISH - -

DWN L. GROSS 21JUN2005
CHK C. REICHELDERFER 21JUN2005
APVD T. ELBIN 21JUN2005
NAME SIDE FEED HDM APPLICATOR
PRODUCT SPEC -
APPLICATION SPEC -
WEIGHT -
SIZE A CAGE CODE 00779 DRAWING NO 1852075
RESTRICTED TO -
CUSTOMER DRAWING SCALE 3:5 SHEET 1 OF 1 REV B2

Tyco Electronics
Harrisburg, PA 17105-3608

OBSOLETE
NOT the LATEST REVISION

CUSTOMER VIEWABLE ASSEMBLY