

Miniature Ribbon, Superribbon and PC Board Edge Connectors



0.085" (2.16 mm) Density Miniature Ribbon Vertical-Mount Compliant Pin — NEW —

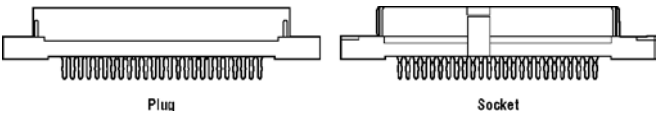
Straight compliant pin provides a solderless termination to the printed circuit board. The all plastic design reduces cost and is available in plug and socket styles in 14, 24, 36, 50 and 64 positions. All plugs lock with the InstaLatch feature that provides automatic latching. UL recognized, CSA approved.

All Plastic Plug, InstaLatching 0.125 Hole

Stock No.	Mfr.'s Type	Position	EACH			
			1-24	25-49	50-99	100-Up
750-0030	97-CP-14	14	2.98	2.71	2.48	2.13
750-0031	97-CP-24	24	3.81	3.47	3.18	2.72
750-0032	97-CP-36	36	4.51	4.10	3.76	3.22
750-0033	97-CP-50	50	5.32	4.84	4.44	3.80
750-0034	97-CP-64	64	6.61	6.01	5.51	4.72

#4-40 Hole

750-0035	97-CP-14T	14	2.98	2.71	2.48	2.13
750-0036	97-CP-24T	24	3.65	3.32	3.04	2.61
750-0037	97-CP-36T	36	4.51	4.10	3.76	3.22
750-0038	97-CP-50T	50	5.32	4.84	4.44	3.80
750-0039	97-CP-64T	64	6.61	6.01	5.51	4.72



All Plastic Socket, No Latches 0.160 Hole

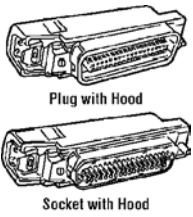
Stock No.	Mfr.'s Type	Position	EACH			
			1-24	25-49	50-99	100-Up
750-0040	97-CS-14	14	3.12	2.84	2.60	2.23
750-0041	97-CS-24	24	3.81	3.47	3.18	2.72
750-0042	97-CS-36	36	4.28	3.89	3.57	3.06
750-0043	97-CS-50	50	5.32	4.84	4.44	3.80
750-0044	97-CS-64	64	6.61	6.01	5.51	4.72

#4-40 Hole

750-0045	97-CS-14T	14	4.37	3.97	3.64	3.12
750-0046	97-CS-24T	24	3.86	3.51	3.21	2.75
750-0047	97-CS-36T	36	5.10	4.64	4.25	3.64
750-0048	97-CS-50T	50	3.92	3.56	3.26	2.80
750-0049	97-CS-64T	64	6.92	6.29	5.76	4.94

IDC Superribbon 0.085" (2.166 mm) Density Commercial-Grade All Plastic-Connectors

End-entry connectors include a hood and integral cable clamp for cable exit from the end of the connector. The standard orientation plug has the cable clamp on the position-1 end, and the standard-orientation socket has the clamp on the high position end. #4-40 versions include screws that are 3/4" long, suitable for locking directly to the body of another connector. For locking to connectors panel-mounted with screwlock hardware, shorter screws are required.



Cable Mount Square End Standard 90 Orientation Solid Wire 0.125 Hole

Stock No.	Mfr.'s Type	Description	Type	EACH			
				1-24	25-49	50-99	100-Up
750-0006	97-12500-90	Plug	Square end hood	2.83	2.57	2.36	2.02
750-0007	97-22500-90	Socket	Square end hood	2.74	2.49	2.28	1.96

Solid Wire #4-40 Hole with Screw

750-0008	97-12500-91	Plug	InstaLatch square end hood*	2.83	2.57	2.36	2.02
750-0009	97-22500-91	Socket	InstaLatch square end hood*	2.74	2.49	2.28	1.96

\*Captivated for 4-40 screw.



IDC 0.085" (2.16 mm) Density Miniature Ribbon Commercial-Grade Metal Shell Connectors; 90 (Standard)/270 (Reverse) End-Entry Cable Connectors

End-Entry connectors, available in 50 position size only, include a hood and integral cable clamp for cable exit from the end of the connector. Cables may exit either direction on a cable-to-panel application by choosing standard or reverse orientation, depending on the desired direction of cable exit.

Standard 90 Orientation Solid Wire

Stock No.	Mfr.'s Type	Description	Type	EACH			
				1-24	25-49	50-99	100-Up
750-0010	77-72500	Plug	High Standard Hood	4.73	4.30	3.94	3.38
750-0011	77-72500-1	Plug	Low-Profile Hood	4.73	4.30	3.94	3.38
750-0012	77-72500-SS	Plug	SuperShield†	4.73	4.30	3.94	3.38
750-0013	77-82500	Socket*	High Standard Hood	4.73	4.30	3.94	3.38
750-0014	77-82500-1	Socket*	Low-Profile Hood	4.73	4.30	3.94	3.38
750-0015	77-82500-SS	Socket*	SuperShield†	4.73	4.30	3.94	3.38

Stranded Wire

750-0016	77-70500	Plug	High Standard Hood	4.73	4.30	3.94	3.38
750-0017	77-70500-1	Plug	Low-Profile Hood	4.73	4.30	3.94	3.38
750-0018	77-70500-SS	Plug	SuperShield†	4.73	4.30	3.94	3.38
750-0019	77-80500	Socket*	High Standard Hood	4.73	4.30	3.94	3.38
750-0020	77-80500-1	Socket*	Low-Profile Hood	4.73	4.30	3.94	3.38
750-0021	77-80500-SS	Socket*	SuperShield†	4.73	4.30	3.94	3.38

Reverse 270 Orientation Solid Wire

750-0022	77-72500-270	Plug	High Standard Hood	4.73	4.30	3.94	3.38
750-0023	77-72500-271	Plug	Low-Profile Hood	4.73	4.30	3.94	3.38
750-0024	77-82500-270	Socket*	High Standard Hood	4.73	4.30	3.94	3.38
750-0025	77-82500-271	Socket*	Low-Profile Hood	4.73	4.30	3.94	3.38

Stranded Wire

750-0026	77-70500-270	Plug	High Standard Hood	6.32	5.75	5.27	4.52
750-0027	77-70500-271	Plug	Low-Profile Hood	5.69	5.17	4.74	4.07
750-0028	77-80500-270	Socket*	High Standard Hood	5.90	5.36	4.91	4.21
750-0029	77-80500-271	Socket*	Low-Profile Hood	5.61	5.10	4.68	4.01

\*No latches. †4-40 Screw.

Commercial Edge Connectors



Feature 0.156" contact-to-contact spacing. 0.200" row spacing on double row versions. Dip solder tails are 0.156" in length. These connectors will accept single or double sided 0.062" (1.59 mm) thick PC boards. Current Rating: 5 amps.

Single Readout Solder Eyelet

Stock No.	Mfr.'s Type	Contact Position	EACH			
			1-24	25-49	50-99	100-Up
750-1100	50-6A-20	6	2.37	1.61	1.41	1.21
750-1105	50-10A-20	10	2.63	1.81	1.57	1.35
750-1110	50-12A-20	12	2.96	2.07	1.88	1.62
750-1119	50-15A-20	15	3.57	2.50	2.31	1.98
750-1124	50-18A-20	18	4.48	3.28	3.02	2.59
750-1137	50-22A-20	22	5.01	3.69	3.38	2.90
750-1140	50-25A-20	25	5.84	4.30	3.94	3.40

5/32" Dip Solder

750-1106	50-22B-10	22	4.91	3.62	3.30	2.84
----------	-----------	----	------	------	------	------

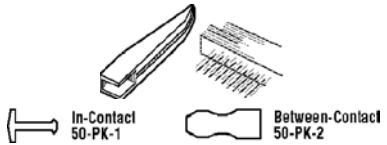
Double Readout Solder Eyelet

750-1199	50-12A-30	6	1.70	1.15	1.01	.85
750-1166	50-20A-30	10	2.16	1.48	1.29	1.11
750-1167	50-24A-30	12	2.42	1.66	1.44	1.25
750-1168	50-30A-30	15	2.76	1.90	1.66	1.42
750-1169	50-36A-30	18	3.45	2.41	2.20	1.90
750-1170	50-44A-30	22	3.97	2.79	2.54	2.18
750-1171	50-50A-30	25	4.36	3.06	2.80	2.41

5/32" Dip Solder

750-1172	50-12B-10	6	1.69	1.15	1.00	.85
750-1173	50-20B-10	10	2.43	1.67	1.44	1.25
750-1174	50-24B-10	12	2.70	1.95	1.79	1.52
750-1176	50-36B-10	18	3.90	2.74	2.52	2.16
750-1177	50-44B-10	22	3.84	2.69	2.46	2.11

Edge Connector Accessories



Card Guides

Stock No.	Mfr.'s Type	Color	EACH			
			1-24	25-49	50-99	100-Up
750-1237	50GP-1	Green	.76	.61	.51	.43
750-1238	50GP-1B	Black	.76	.61	.51	.43

Polarizing Keys

Stock No.	Mfr.'s Type	Description	EACH			
			1-24	25-49	50-99	100-Up
750-1240	50-PK-1	In-Contact Type .156 Center	.17	.14	.12	.10
750-1241	50-PK-2	Between-Contact Type .156 Center	.17	.14	.12	.10

Turn To Section 1 For Allied Office Addresses and Local Phone Numbers

ALLIED ► 461