



Series 200 thru 216 Male/Female DIP Jumpers

FEATURES

- Wide Array of DIP Jumper Configurations
- Reliable, Electronically-tested Solder Connections
- Strain Relief by Ultrasonically-welded Protective Covers
- Easy Identification and Tracing with 10-color Cable

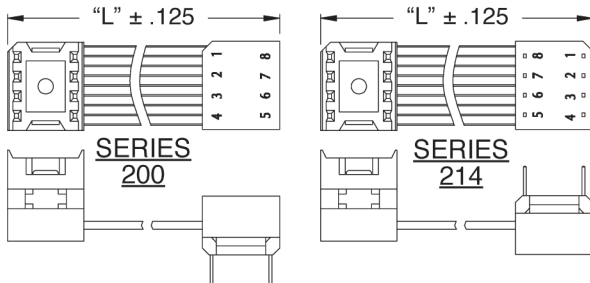
GENERAL SPECIFICATIONS

- **BODY MATERIAL:** black UL 94V-0 glass-filled 4/6 Nylon
- **SOLDER TAIL PINS:** Brass, 1/2-hard
- **SOCKET CONTACTS:** Grade A Spring-tempered Phosphor Bronze per QQ-B-750
- **PIN AND CONTACT PLATING:** 10μ [0.25μ] min. Au per MIL-G-45204 over 50μ [1.27μ] min. Ni per SAE AMS-QQ-N-290B
- **CABLE INSULATION:** UL Style 2697 Polyvinyl Chloride (PVC)
- **LAMINATE:** clear PVC, self-extinguishing
- **CONDUCTORS:** 28-AWG, 7/36-strand, tinned Cu per ASTM B 33
- **CABLE CURRENT RATING:** 1 amp at 10°C [50°F] above ambient
- **CABLE VOLTAGE RATING:** 300V
- **CABLE TEMPERATURE RATING:** 176°F [80°C]
- **CABLE CAPACITANCE:** 13.0pF/ft. [42.7pF/meter] nominal at 1MHz
- **CROSSTALK:** 10' sample, 5ns rise time with 2 lines driven; near end 4.7%; Far end 4.3% nominal
- **PROPAGATION DELAY:** 1.5ns/ft. [4.9ns/meter] nominal
- **INSULATION RESISTANCE:** 1010Ω (10 ft. [3 meters] min.)

MOUNTING CONSIDERATIONS

- **SUGGESTED PCB HOLE SIZE:** 0.033 ± 0.002 [0.86 ± 0.05] dia.

Centers "C"	Dim. "D"	Dim. "H"	Available Sizes
0.300 [7.62]	0.395 [10.03]	0.390 [9.90]	8, 14, 16, 18, 20
0.400 [10.16]	0.495 [12.57]	0.490 [12.45]	22
0.600 [15.24]	0.695 [17.65]	0.690 [17.54]	24, 28, 40



NOTE: 18, 20 & 28 position headers do not have numbers on covers

"A" = (No. of Conductors x 0.050 [1.27]) + 0.095 [2.41]
"B" = (No. of Conductors - 1) x 0.050 [1.27]
"E" = (No. of Conductors + 1) x 0.050 [1.27]
"F" = (No. of Conductors - 1) x 0.050 [1.27]



ORDERING INFORMATION

XX-XXX XXX XX

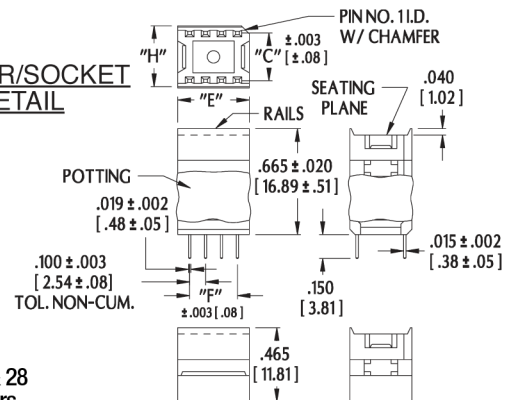
Optional Ends
ST = Stripped & Tinned
(Series 206, 210)

Series

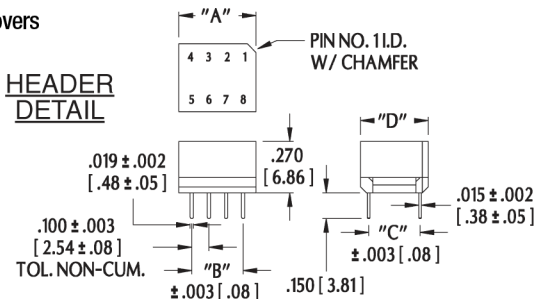
Length "L" (inches)
2.0" = 002 [7.62] (min)
2.5" = 002.25

No. of Conductors
(See Table)

HEADER/SOCKET DETAIL



HEADER DETAIL



ALL DIMENSIONS: INCHES [MILLIMETERS]

ALL TOLERANCES: ±0.005 [0.13] UNLESS OTHERWISE SPECIFIED

CONSULT FACTORY FOR OTHER SIZES AND CONFIGURATIONS

CUSTOMIZATION: ARIES SPECIALIZES IN CUSTOM DESIGN AND PRODUCTION. SPECIAL MATERIALS, PLATINGS, SIZES, AND CONFIGURATIONS CAN BE FURNISHED, DEPENDING ON QUANTITY.

ARIES RESERVES THE RIGHT TO CHANGE PRODUCT GENERAL SPECIFICATIONS WITHOUT NOTICE

PRINTOUTS OF THIS DOCUMENT MAY BE OUT-OF-DATE AND SHOULD BE CONSIDERED UNCONTROLLED



ARIES
ELECTRONICS, INC.

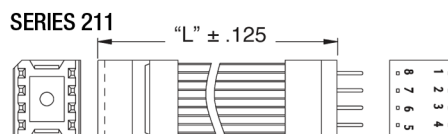
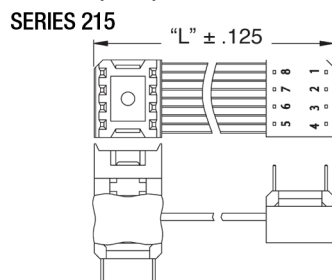
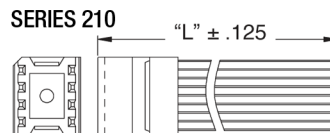
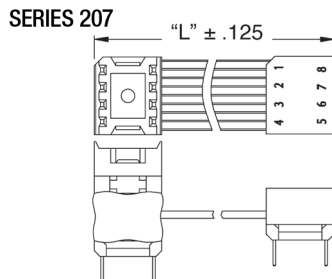
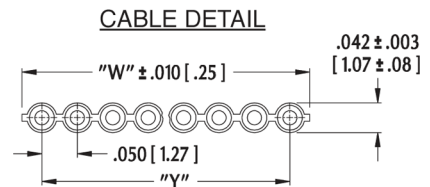
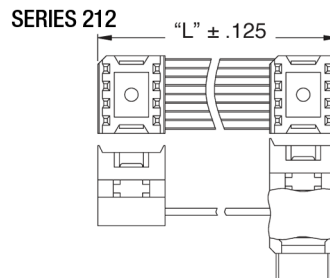
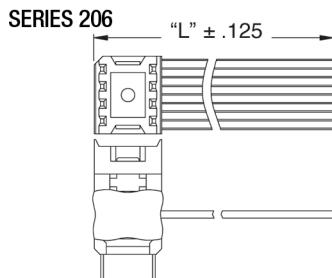
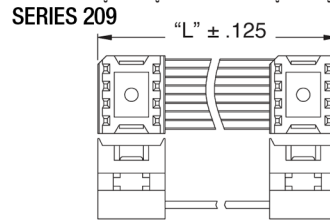
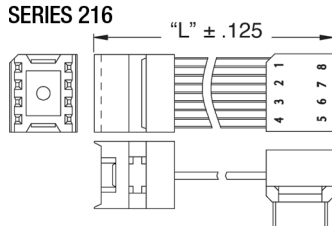
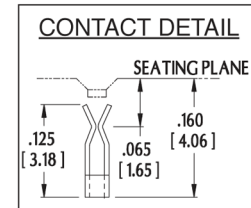
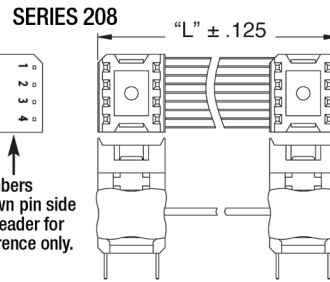
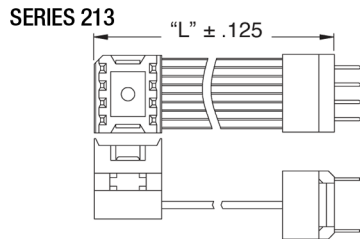
2609 Bartram Road • Bristol, PA 19007-6810 USA
TEL 215-781-9956 • FAX 215-781-9845
WWW.ARIESELEC.COM • INFO@ARIESELEC.COM



11012
Rev. 6.1
1 of 2



Series 200 thru 216 Male/Female DIP Jumpers



ALL DIMENSIONS: INCHES [MILLIMETERS]
ALL TOLERANCES: ± 0.005 [0.13] UNLESS OTHERWISE SPECIFIED
CONSULT FACTORY FOR OTHER SIZES AND CONFIGURATIONS

CUSTOMIZATION: ARIES SPECIALIZES IN CUSTOM DESIGN AND PRODUCTION.
SPECIAL MATERIALS, PLATINGS, SIZES, AND CONFIGURATIONS CAN BE
FURNISHED, DEPENDING ON QUANTITY.

ARIES RESERVES THE RIGHT TO CHANGE PRODUCT GENERAL SPECIFICATIONS
WITHOUT NOTICE

PRINTOUTS OF THIS DOCUMENT MAY BE OUT-OF-DATE AND SHOULD BE
CONSIDERED UNCONTROLLED



ARIES
ELECTRONICS, INC.

2609 Bartram Road • Bristol, PA 19007-6810 USA
TEL 215-781-9956 • FAX 215-781-9845
WWW.ARIESELEC.COM • INFO@ARIESELEC.COM



11012
Rev. 6.1
2 of 2