



2.4-2.5 & 5.1-5.9 GHz 8 dBi WALL MOUNTED DIRECTIONAL MIMO ANTENNA

The PDM24519 antenna is a dual-band 3-port directional antenna for use in 802.11n MIMO applications. Equipped with two Vertically polarized ports and a single Horizontally polarized port, the antenna has been designed to take advantage of both polarization and spatial separation to enhance coverage areas populated with obstructions. Housed in a compact, low-profile Polycarbonate Radome and equipped with an articulating arm the antenna can be wall mounted and oriented to take full advantage of the antenna's directionality.

The radiation patterns are uniform and symmetrical, providing high levels of signal density into defined coverage zones. This antenna will greatly enhance the performance of 802.11n systems where physical obstructions are anticipated. The dual band frequency coverage means that a single type of antenna can be deployed with any MIMO radio in the 2.4-2.5 GHz and 5.1-5.9 GHz bands.

FEATURES

- Both Vertically and Horizontally polarized radiating elements in a single solution
- Compact low profile housing
- Equitable for both indoor and outdoor solutions
- Wide band 2.4-2.5 GHz and 5.1-5.9 GHz performance

MARKETS

- 802.11n MIMO
- Offices, hotels and college campuses
- Airports and hospitals
- Bus terminals and train stations
- Museums, libraries and retail malls
- Outdoor networks

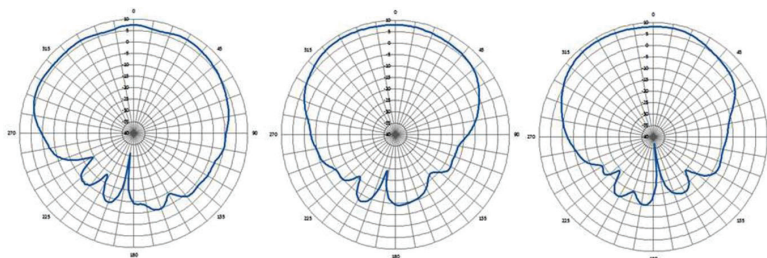
TYPICAL ELECTRICAL SPECIFICATIONS

Frequency	2400-2500/5150-5900 MHz	
Peak Gain	8.0/9.0 dBi	
Impedance	50 Ω	
VSWR (max)	2:1	
Polarization	Horizontal (port 1), Vertical (ports 2 & 3)	
Isolation	VP1 to VP2	17 dB/33 dB
	HP to VP1	33 dB/> 40 dB
	HP to VP2	37 dB/> 40 dB
Azimuth Plane 3dB Beamwidth, Typical	90° / 120°	
Elevation Plane 3dB Beamwidth, Typical	45° / 30°	
F/B Ratio	20 dB	
Power	10 Watts	
RF Connector	Type N Female Fixed 3x	
Radome	Polycarbonate EXL9330 White	
Operating Temperature	-30°C to +70°C	
Storage Temperature	-40°C to +85°C	
Water/Foreign Body Ingress	IP-67	
Antenna Dimensions:	7" x 12" x 1.0" (17.8 x 30.5 x 2.5 cm)	
Antenna Weight	0.69 kg	

CONNECTORS

Part No.	Connector
PDM24519-FNF	Surface Mount Type N- female

AZIMUTH PATTERNS: 2450 MHZ

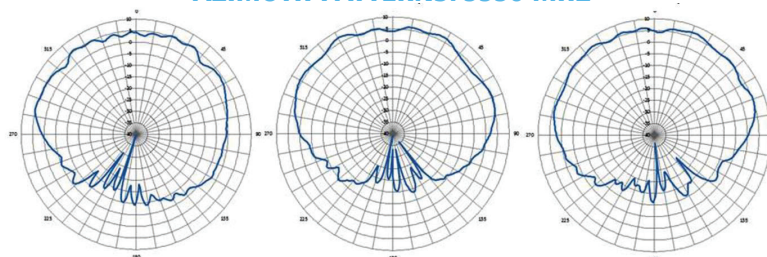


Port 1: H-pol

Port 2: V-pol

Port 3: V-pol

AZIMUTH PATTERNS: 5550 MHZ

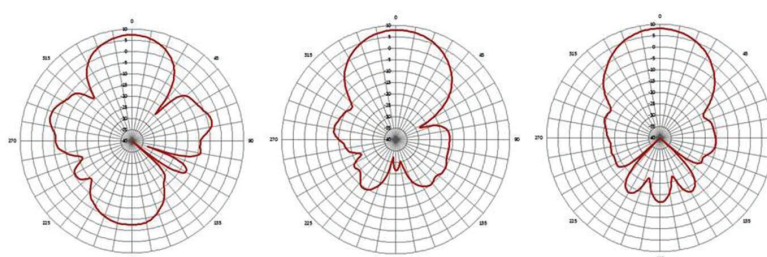


Port 1: H-pol

Port 2: V-pol

Port 3: V-pol

ELEVATION PATTERNS: 2450 MHZ

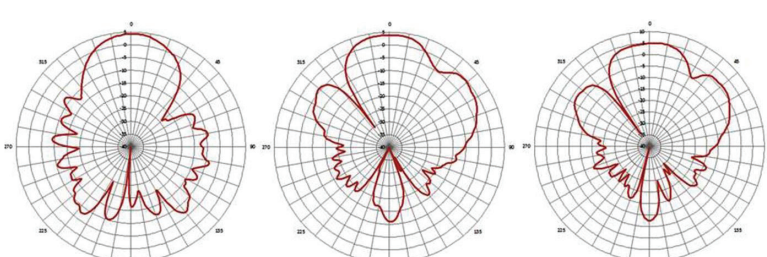


Port 1: H-pol

Port 2: V-pol

Port 3: V-pol

ELEVATION PATTERNS: 5550 MHZ



Port 1: H-pol

Port 2: V-pol

Port 3: V-pol

ANT-DS-PDM24519 0713

Any information furnished by Laird Technologies, Inc. and its agents is believed to be accurate and reliable. All specifications are subject to change without notice. Responsibility for the use and application of Laird Technologies materials rests with the end user. Laird Technologies makes no warranties as to the fitness, merchantability, suitability or non-infringement of any Laird Technologies materials or products for any specific or general uses. Laird Technologies shall not be liable for incidental or consequential damages of any kind. All Laird Technologies products are sold pursuant to the Laird Technologies' Terms and Conditions of sale in effect from time to time, a copy of which will be furnished upon request. © Copyright 2013 Laird Technologies, Inc. All Rights Reserved. Laird, Laird Technologies, the Laird Technologies Logo, and other marks are trademarks or registered trademarks of Laird Technologies, Inc. or an affiliate company thereof. Other product or service names may be the property of third parties. Nothing herein provides a license under any Laird Technologies or any third party intellectual property rights.