

# JRS SERIES

## ALTERNATING RELAY WITH SELECTOR SWITCH

UL listed



- Duplex Alternating Control
- SPDT or DPDT Control Relay
- 10 Amp Rated
- Externally Controlled
- Selection of Lead or Lag Load

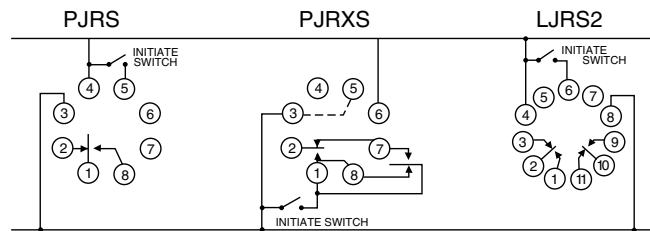
The electronic alternating relay is designed to replace mechanical style devices used in control applications requiring a duplexing or alternating action of the control circuits to operate pumps, compressors, etc. This is achieved by activating a control switch which is common to one side of the input control voltage. The output contact of the relay(s) change state when this switch is opened (on de-energization of the control circuit). When the control

initiate switch is actuated and released or opened, the relay will change state. The next time the initiate switch is actuated, it will change back to its original state. Two red LED's located on the top of the dust resistant enclosure provide the status of the relay. A 3 Position Selector switch is installed for selection of normal operation (alternating) or selection of lead or lag load.

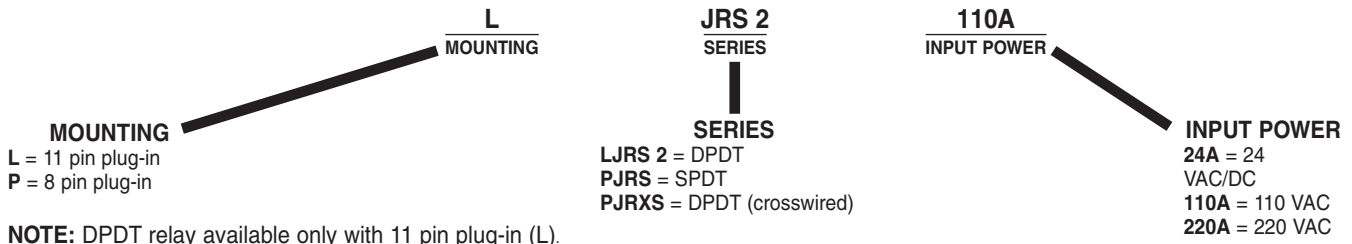
### SPECIFICATIONS:

<b>Input</b> .....	24 VAC/DC, 110, 220 VAC
	±15%, 50/60 Hz
<b>Maximum power consumption</b> ...	24 VAC: 1.5 VA
	110 VAC: 5 VA
	220 VAC: 11VA
<b>Output</b> .....	SPDT 10 A resistive
	DPDT 10 A resistive
	DPDT 10 A crosswired
<b>Minimum pulse</b> .....	30 ms
<b>Contact material</b> .....	AgCdO
<b>Maximum loading</b> .....	10 A AC resistive 8 A DC inductive
<b>Maximum switching voltage</b> .....	250 VAC      250 VDC
<b>Relay maximum power rating</b> .....	2200 VA      80 W
<b>Mechanical life of relay</b> .....	3 x 10 <sup>6</sup> operations
<b>Electrical life of relay</b> .....	2 x 10 <sup>5</sup> at 2200 VA resistive load
<b>Operating temperature</b> .....	14°F to 140°F      -10°C to +60°C
<b>Weight</b> .....	2.8 oz. (100g)

### WIRING DIAGRAM:



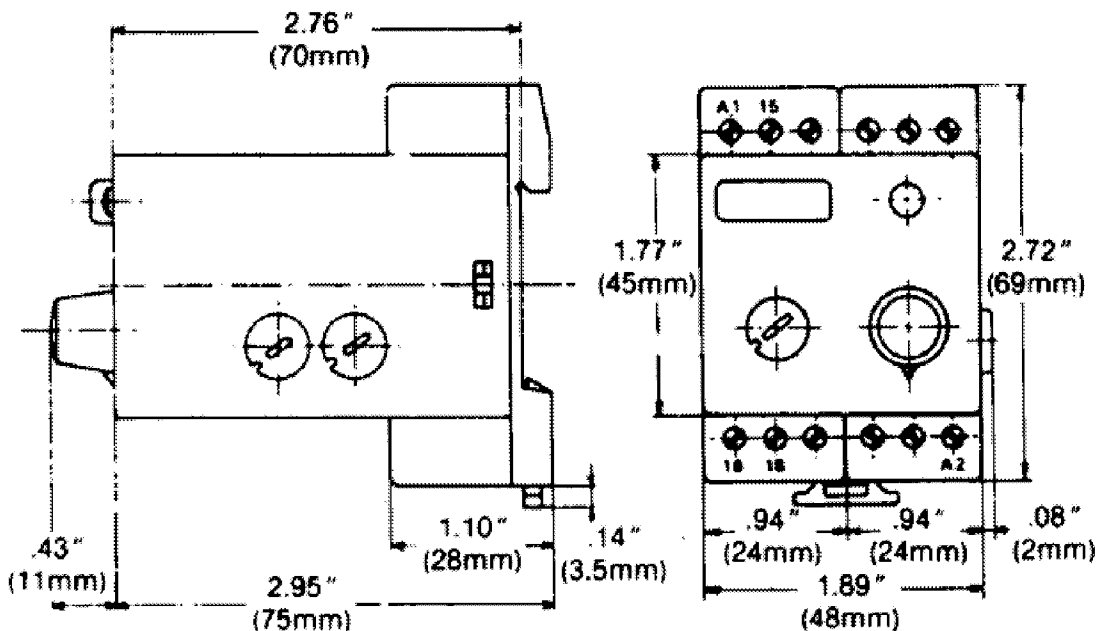
### ORDERING INFORMATION:



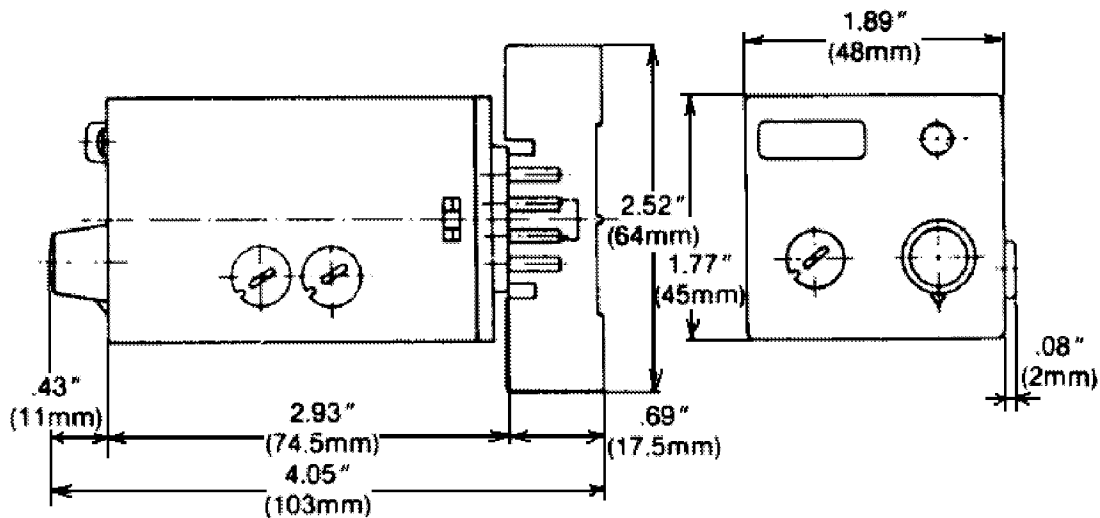
Products and specifications subject to change without notice.  
Consult factory for application assistance.

DIMENSIONS:

D - DIN-Rail



L & P - Sockets



Products and specifications subject to change without notice.  
Consult factory for application assistance.