



FCIconnect.com

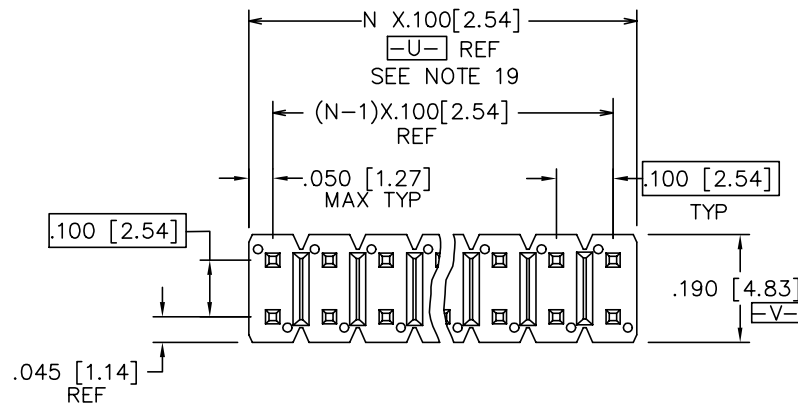
Copyright FCI

PRODUCT NUMBER
XXXXX-YYYHPLF

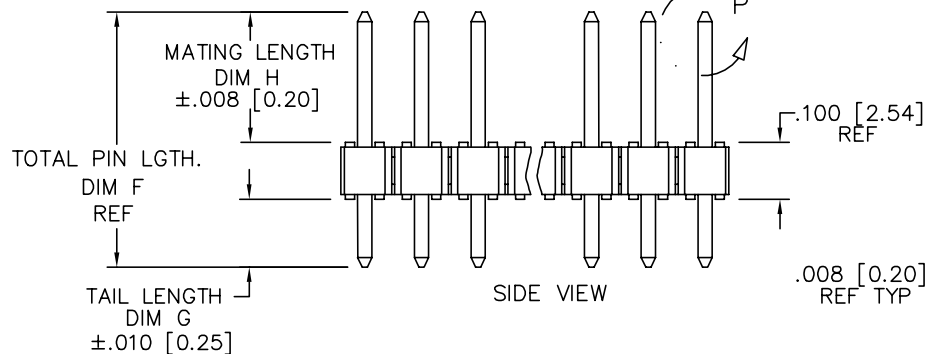
- LEAD FREE OPTION
SEE NOTE 1,13
- SPECIAL OPTIONS
SEE NOTE 1 OR 10
- HIGH TEMPERATURE PLASTIC
SEE NOTE 1
- NO OF
POSITIONS
SEE NOTE 1
- PIN PLATING
SEE SHEET 2
- BASE PART NO.

67996-X XX-XXX XXX LF

- TAIL LENGTH (EXAMPLE BELOW)
3.0mm=030 12.8mm=128
(SEE NOTE 16 & 17)
- MATING LENGTH (EXAMPLE BELOW)
5.0mm=050 25.5mm=255
(SEE NOTE 16 & 17)
- TOTAL NUMBER OF POSITIONS
FROM 2 (2X1) THRU 72 (2X36) POS.
- PIN PLATING (SEE NOTE 14)
1=0.76µm Au
4= PURE TIN
8=0.36µm Au
- BASE PART NO.
DOUBLE ROW

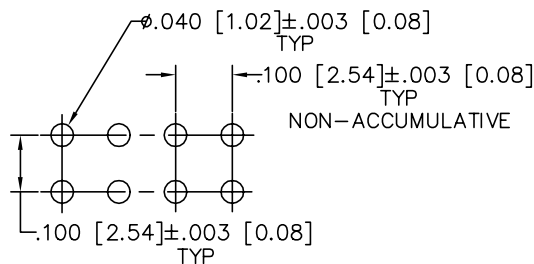


TOP VIEW

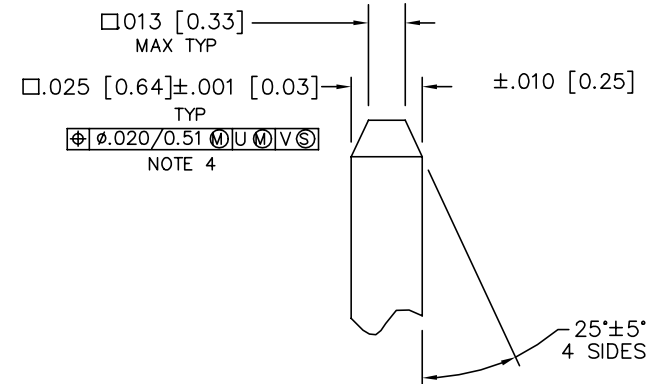


SIDE VIEW

END VIEW



RECOMMENDED HOLE PATTERN



DETAIL P
SCALE 5:1
TYP BOTH ENDS

mat'l. code NOTE 2 & 3				surface ISO 1302 ✓	tolerance ISO 406 ISO 1101	projection ISO 1101	product family BERGSTIK			
ltr	ecn no	dr	date	tolerances unless otherwise specified		INCH/MM scale 2:1	title BERGSTIK II HEADER D/R .100/2.54cc STRAIGHT			
DF	N11-0180	J.Z	2011-05-31	angles	linear		dwg no 67996			
DG	ELX-N-13471	J.Z	2011-11-16							
DH	ELX-N-16105	ZK	2013-10-22	0°±2'						
				dr	T.BREWBAKER	12/21/94	sheet 1 of 8 size A3			
				enr	T.HANNA	12/21/94				
				chr	J.MURPHY	12/21/94				
				appd	T.HANNA	12/21/94				
sheet index	revision sheet	DH	...	DH	8		type Product Customer Drawing			

PIN PLATING CODES:	
XXXX-1YY	30u"/0.76u MIN (SEE NOTE 14) OVER 50u"/1.27u MIN Ni
XXXX-2YY	15u"/0.38u MIN (SEE NOTE 14) OVER 50u"/1.27u MIN Ni
XXXX-3YY	50u"/1.27u MIN (SEE NOTE 14) OVER 50u"/1.27u MIN Ni
XXXX-4YY	100u"/2.54u MIN Sn OVER 50u"/1.27u MIN Ni (SEE NOTE 15)
XXXX-4YYHLF	
XXXX-5YY	15u"/0.38u MIN (SEE NOTE 14) OVER 50u"/1.27u MIN Ni
XXXX-6YY	30u"/0.76u MIN (SEE NOTE 14) OVER 50u"/1.27u MIN Ni
XXXX-7YY	30u"/0.76u MIN (SEE NOTE 14) OVER 50u"/1.27u MIN Ni
XXXX-8YY	15u"/0.38u MIN (SEE NOTE 14) OVER 50u"/1.27u MIN Ni
XXXX-9YY	15u"/0.38u MIN (SEE NOTE 14) OVER 50u"/1.27u MIN Ni
XXXX-0YY	30u"/0.76u MIN (SEE NOTE 14) OVER 50u"/1.27u MIN Ni

NOTES

1. PART NUMBER OPTIONS:
PIN PLATING CODES (SEE ABOVE)


HIGH TEMPERATURE MATERIAL:

PART NUMBERS WITH AND WITHOUT "H" WILL BE SUPPLIED WITH HIGH TEMPERATURE PLASTIC.

NUMBER OF POSITIONS :

EVEN NUMBER OF POSITIONS FROM 2 (2X1) THROUGH 72 (2X36).
-X00H INDICATES BERGSTRIIP PRODUCT. SEE PAGE 3
FOR SPECIAL GEOMETRY OF THIS CONTINUOUS STRIP PRODUCT.
AUTOMATED REELS WILL CONTAIN 45,000 PINS.
SEE SPECIFIC PART NUMBERS FOR AVAILABILITY.

PACKAGING:

PACKAGED IN POLY BAGS.
EIGHT DIGIT PART NUMBERS FOLLOWED BY A "T" ARE PACKAGED
IN TUBES. SEE SPECIFIC PART NUMBERS FOR AVAILABILITY.
EIGHT DIGIT PART NUMBERS FOLLOWED BY A "G" ARE PACKAGED
IN GPAX FOR IBM ONLY. SEE SPECIFIC PART NUMBERS FOR AVAILABILITY.
PART NUMBERS FOLLOWED BY A "C" ARE PACKAGED IN TUBES
WITH A PICKUP CAP APPLIED.
EIGHT DIGIT PART NUMBERS FOLLOWED BY A "A" ARE PACKAGED 
IN TAPE/REEL WITH PICKUP CAP P/N 95730-003 APPLIED, PER BUS-14-345.

LEAD FREE:

ADD "HLF" SUFFIX AT THE END OF PART NUMBER FOR LEAD FREE
OPTION, NOT AVAILABLE FOR -5YY,-5YYH, -6YY & -6YYH

2. BODY MATERIAL:

BODY MATERIAL : MANUFACTURER'S OPTION OF NYLON, PCT GLASS FIBER
REINFORCED OR MINERAL FILLED LCP FLAME RETARDENT PER UL-94V-0.
COLOR: BLACK

BERGSTRIIP™ PRODUCED WITH HIGH TEMPERATURE LCP
THERMOPLASTIC, FLAME RETARDENT PER UL-94V-0.
COLOR: BLACK

PART NUMBERS WITH "H" AND WITHOUT SUFFIX WILL WITHSTAND EXPOSURE
TO 260° C PEAK TEMPERATURE FOR 20 SECONDS IN
WAVE SOLDER, INFRA-RED OR VAPOR PHASE SOLDER PROCESS.

3. PIN MATERIAL: PHOS BRONZE.

4. MEASURED WITH PART IN RESTRAINED CONDITION.

5. TWO SIDES OF PIN TIPS NOT PLATED. TYPICAL BOTH ENDS.

6. 2LBS/0.9KG MIN PIN RETENTION IN EITHER DIRECTION.

7. MILITARY BERGSTIK HEADER
P/N XXXXX-XY-MIL
NOT AVAILABLE.

8. ±.010/0.25 TOL APPLIES TO ALL "G" TAILS EXCEPT
INDICATED PARTS ON TABLE WHERE +.010/0.25 -.000/0.00
APPLIES.

9. NOTCH CONFIGURATION WILL VARY PER VENDOR'S DISCRETION.

10. BERGSTRIIP™ PART NUMBERS FOLLOWED BY
BY A "B" ARE BULK PRICED.

11. TAIL LENGTH (DIM. G) TO BE ±.008/.020.

12. POSITIONS PER ROW 37 TO 50 CAN BE PRODUCED,
BUT FLATNESS AND CURVATURE MAY NOT BE
HELD AS CLOSE AS 36 POSITIONS.

13. THESE PRODUCTS MEETS EUROPEAN UNION DIRECTIVES AND OTHER
COUNTRY REGULATION AS DESCRIBED IN GS-22-008.

14. PLATING OPTIONS:
PERFORMANCE PLATING WILL BE EITHER GOLD OR GXT ON POST OR TAIL,
OPTIONALLY (78~295u"/2~7.5u) TIN ON TAIL.



15. "THIS PRODUCT HAS 100% TIN PLATING IN THE INTERFACE AND
HAS NOT BEEN TESTED FOR WHISKER GROWTH IN ALL INTERCONNECT
ENVIRONMENTS."

16. THE OAL DON'T EXCEED 34.5mm

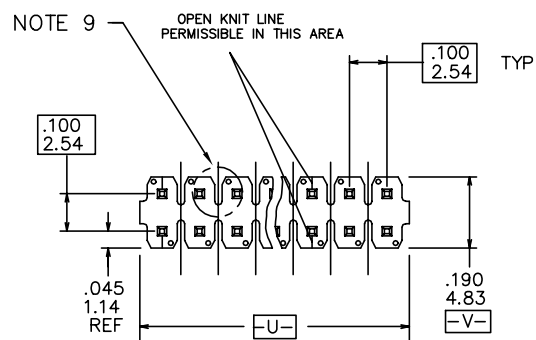
17. INCREMENTS BY 0.1mm IN LENGTHS ONLY

18. FOR SPECIAL PACKAGING REQUEST PLEASE CONTACT PRODUCT MANAGER FOR AVAILABILITY

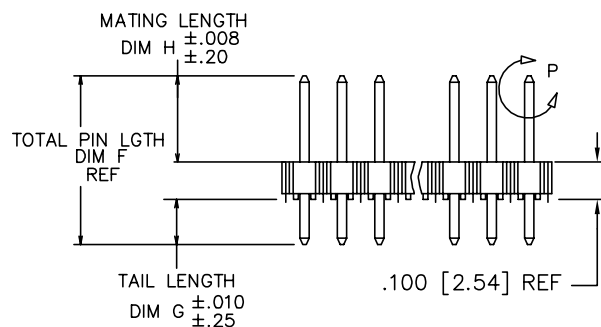
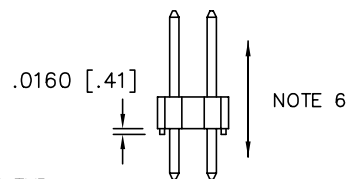
19. TO DETERMINE DIMENSIONS:
N=NUMBER OF POSITION PER ROW
EXAMPLE: 10 POS. N X .100/2.54

mat'l. code					surface		tolerance		projection		product family				
NOTE 2 & 3					ISO 1302 ✓		ISO 406 ISO 1101				BERGSTIK				
ltr	ecn	no	dr	date	tolerances unless otherwise specified							title			
DG					angles	linear	$XX\pm 01/XX\pm 3$					INCH/MM			
							$XXX\pm 0.005/XXX\pm .13$								
					$0^\circ\pm 2^\circ$		$XXX\pm 0020/XXX\pm .05$								
					dr	T.BREWBAKER	12/21/94				dwg no		sheet 2 of 8		size
					enrg	T.HANNA	12/21/94				67996		A3		
					chr	J.MURPHY	12/21/94								
					appd	T.HANNA	12/21/94								
sheet index		revision sheet													

BERGSTRIPTM HEADER

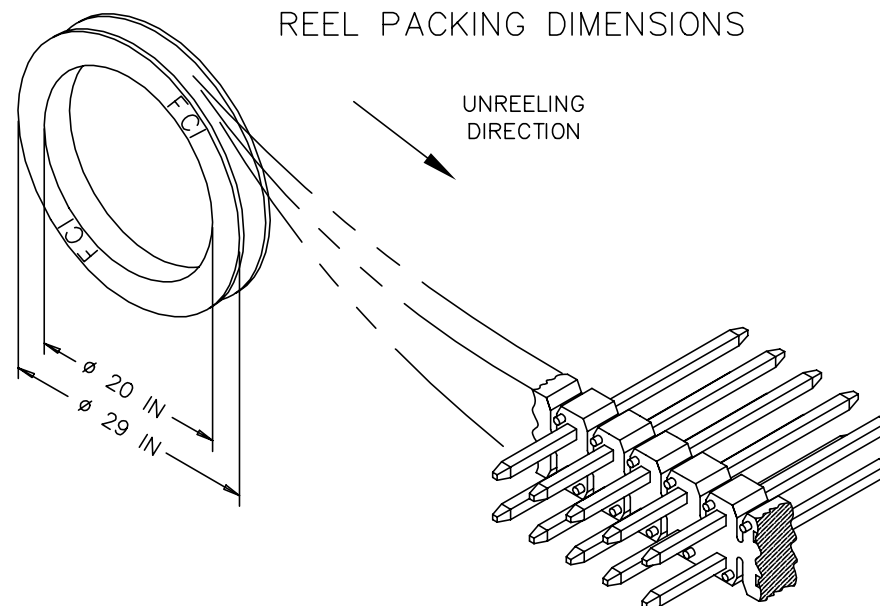


DOUBLE ROW TOP VIEW

DOUBLE ROW
SIDE VIEW

END VIEW
DOUBLE ROW

REEL PACKING DIMENSIONS

[illegible]

PRODUCT NUMBER	TOT. PIN LGTH.		TAIL LENGTH		MATING LENGTH				BERGSTRIPT™	LF OPTION	
	DIM F	DIM F	DIM G	DIM G	DIM H	DIM H	PACKAGING	NOTES	AVAILABLE		
	ENGLISH	METRIC	ENGLISH	METRIC	ENGLISH	METRIC					
55005-YYYH	0.597	15.16	0.095	2.41	0.402	10.21	POLY BAGS	---	YES	OB NOTE 1,13	
55030-YYYH	0.630	16.00	0.150	3.81	0.380	9.65	POLY BAGS	—	YES		
67996-YYY	0.425	10.80	0.095	2.41	0.230	5.84	POLY BAGS/TUBES	—	YES		
67997-YYY	0.450	11.43	0.120	3.05	0.230	5.84	POLY BAGS/TUBES	—	YES		
67997-YYYH	0.450	11.43	0.120	3.05	0.230	5.84	POLY BAGS/TUBES	—	YES		
67998-YYY	0.525	13.34	0.107	2.72	0.318	8.08	POLY BAGS/TUBES	—	YES		
67999-YYY	0.548	13.92	0.130	3.30	0.318	8.08	POLY BAGS	—	NO		
68438-YYY	0.555	14.10	0.225	5.72	0.230	5.84	POLY BAGS/TUBES	---	NO		OB
68439-YYY	0.720	18.29	0.120	3.05	0.500	12.70	POLY BAGS	---	NO		OB
68464-YYY	0.650	16.51	0.120	3.05	0.430	10.92	POLY BAGS/TUBES	—	NO		
68481-YYY	0.480	12.19	0.095	2.41	0.285	7.24	POLY BAGS/TUBES	—	NO		
68482-YYY	0.938	23.83	0.318	8.08	0.520	13.21	POLY BAGS	—	NO		
68491-YYY	0.475	12.07	0.120	3.05	0.255	6.48	POLY BAGS/TUBES	—	NO		
68600-YYY	0.825	20.96	0.115	2.92	0.610	15.49	POLY BAGS	---	NO	OB	
68601-YYY	0.620	15.75	0.120	3.05	0.400	10.16	POLY BAGS	---	NO	OB	
68602-YYY	0.480	12.19	0.150	3.81	0.230	5.84	POLY BAGS	—	YES		
68690-YYY	0.533	13.54	0.115	2.92	0.318	8.08	POLY BAGS	—	NO		
68691-YYY	0.538	13.67	0.120	3.05	0.318	8.08	POLY BAGS	—	YES		
68692-YYY	0.430	10.92	0.100	2.54	0.230	5.84	POLY BAGS	—	NO		
68693-YYY	0.938	23.83	0.520	13.21	0.318	8.08	POLY BAGS	—	NO		
68716-YYY	0.828	21.03	0.410	10.41	0.318	8.08	POLY BAGS	---	NO	OB	
68734-YYY	0.615	15.62	0.230	5.84	0.285	7.24	POLY BAGS	---	NO	OB	
68737-YYY	0.440	11.18	0.110	2.79	0.230	5.84	POLY BAGS	—	YES		
68738-YYY	0.615	15.62	0.115	2.92	0.400	10.16	POLY BAGS	---	NO	OB	
68739-YYY	0.486	12.34	0.156	3.96	0.230	5.84	POLY BAGS	—	NO		
68743-YYY	0.638	16.21	0.220	5.59	0.318	8.08	POLY BAGS	—	NO		
68749-YYY	0.838	21.29	0.420	10.67	0.318	8.08	POLY BAGS	---	NO	OB	
68779-YYY	0.736	18.69	0.318	8.08	0.318	8.08	POLY BAGS	—	NO		
68783-YYY	0.375	9.53	0.045	1.14	0.230	5.84	POLY BAGS	---	NO	OB	
68799-YYY	0.925	23.50	0.595	15.11	0.230	5.84	POLY BAGS	---	NO	OBNOTE 1,13	

OB
NOTE 1,13

OB
OB

	OB
	OB

OB
OB

OBNOTE 1,13



FCIconnect.com B

Copyright FCI

D

form: A3

1




2

(2)

4

S:

□

mat'l. code NOTE 2 & 3					surface ISO 1302 ✓		tolerance ISO 406 ISO 1101		projection 		product family BERGSTIK						
ltr ecn no dr date					tolerances unless otherwise specified					 INCH/MM		title BERGSTIK II HEADER D/R .100/2.54cc STRAIGHT					
DH					angles		linear										
							XXX±.01 / XXX±.3					scale 2:1 					
					0° ±2'		XXX±.005 / XXX±.13										
							XXXX±.0020 / XXX±.051					dwg no sheet 4 of 8 size 67996 A3					
					dr		T.BREWBAKER		12/21/94								
					enr		T.HANNA		12/21/94				type Product Customer Drawing				
					chr		J.MURPHY		12/21/94								
					appd		T.HANNA		12/21/94								
sheet index		revision sheet															

4 PDS: Rev :DH

STATUS: Released

Printed: Oct 29, 2013

Mouser Electronics

Authorized Distributor

Click to View Pricing, Inventory, Delivery & Lifecycle Information:

FCI:

[67996-448HLF](#)