

C1005X5R0J224K050BB (TDK item description : C1005X5R0J224KT****)

Applications



Commercial Grade

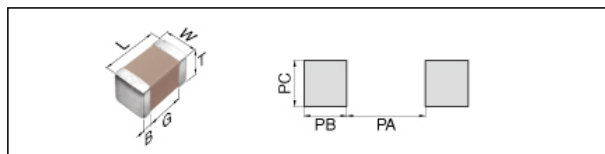
Feature

General

General (Up to 50V)

Series

C1005 [EIA CC0402]



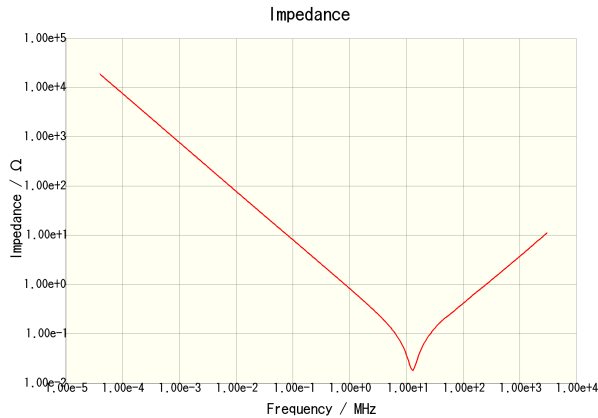
Size	
Length(L)	1.00mm +/-0.05mm
Width(W)	0.50mm +/-0.05mm
Thickness(T)	0.50mm +/-0.05mm
Terminal Width(B)	0.10mm Min.
Terminal Spacing(G)	0.30mm Min.
Recommended Land Pattern(PA)	0.30 to 0.50mm
Recommended Land Pattern(PB)	0.35 to 0.45mm
Recommended Land Pattern(PC)	0.40 to 0.60mm
Recommended Slit Pattern(SD)	

Electrical Characteristics	
Capacitance	220nF +/-10%
Rated Voltage	6.3Vdc
Temperature Characteristic	X5R(+/-15%)
Dissipation Factor	10% Max.
Insulation Resistance	454MΩ Min.

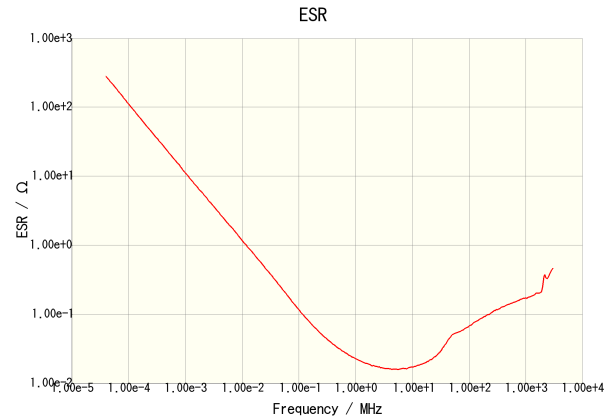
Other	
Soldering Method	Reflow
AEC Q200	No
Packing	Punched (Paper)Taping [180mm Reel]
Package Quantity	10000Pcs Min.

C1005X5R0J224K050BB

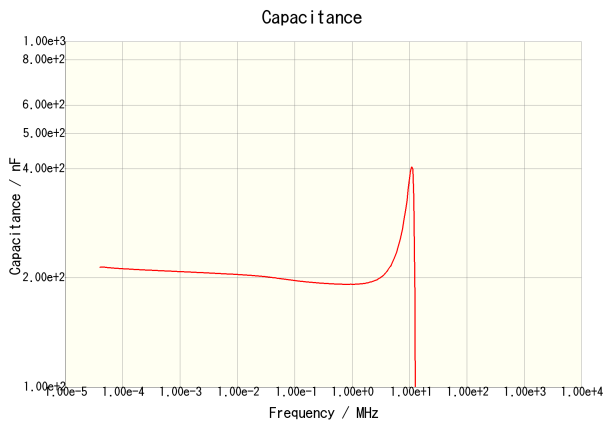
Characteristic Graphs (This is reference data, and does not guarantee the product's characteristics.)



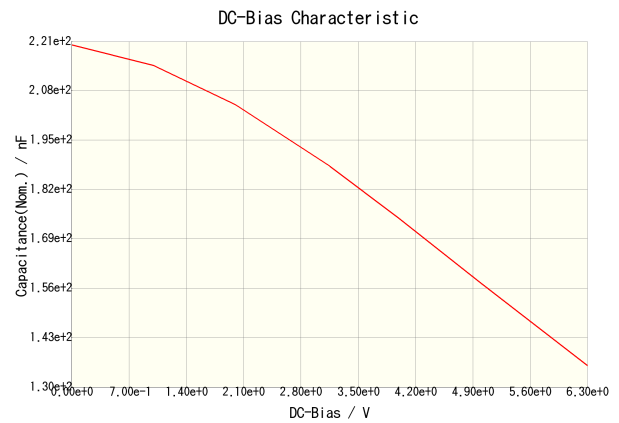
C1005X5R0J224K050BB



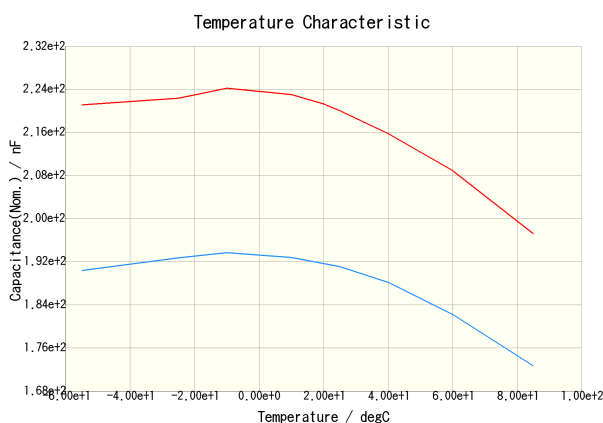
C1005X5R0J224K050BB



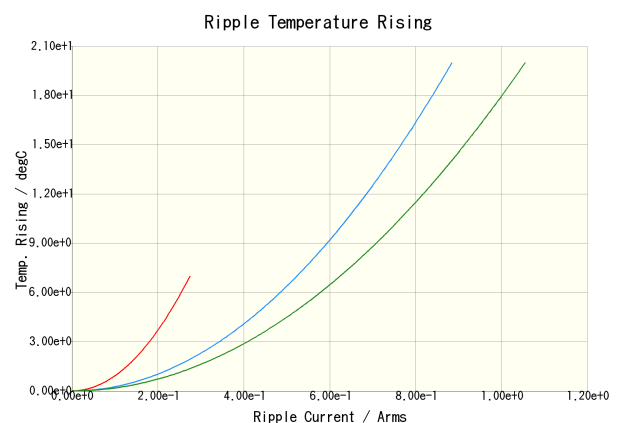
C1005X5R0J224K050BB



C1005X5R0J224K050BB



C1005X5R0J224K050BB(DC Bias = 0V) C1005X5R0J224K050BB(DC Bias = 3.15V)



C1005X5R0J224K050BB(100kHz) C1005X5R0J224K050BB(500kHz)
C1005X5R0J224K050BB(1MHz)