THIS DRAWING IS UNPUBLISHED. RELEASED FOR PUBLICATION -,- .
© COPYRIGHT - By - ALL RIGHTS RESERVED.

LOC	DIST
—	—

REVISIONS

P	LTR	DESCRIPTION	DATE	DWN	APVD
	CN	REV PER ECO-15-014216	03NOV15	KG	DE

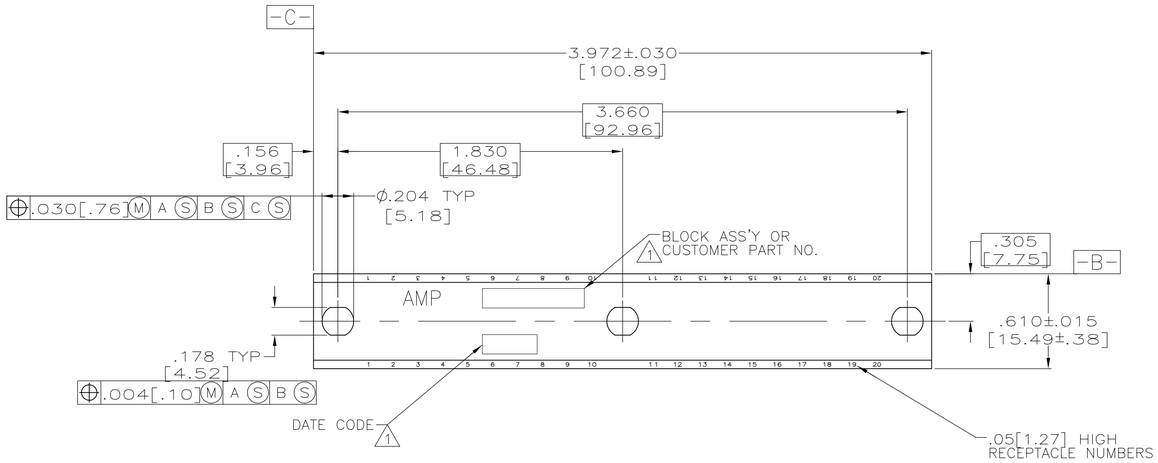

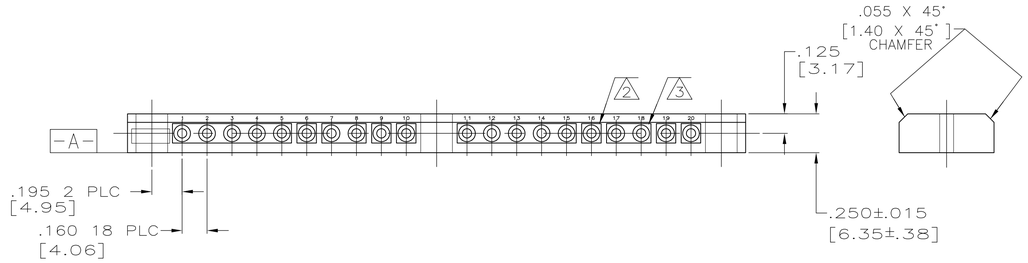

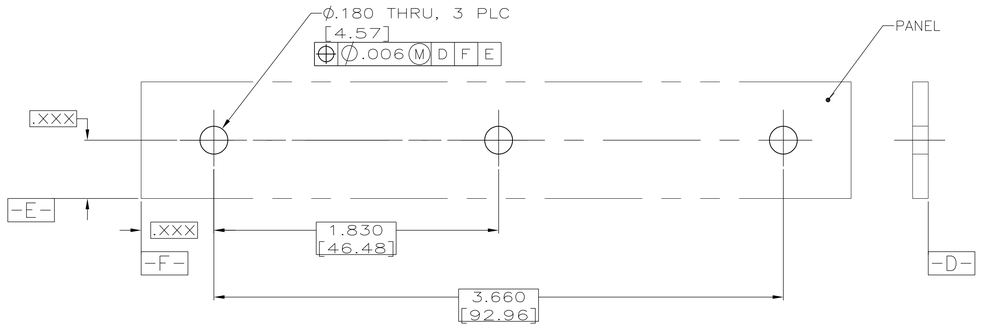

MOUNTING DIMENSIONS

STAMPING		ARRANGEMENT / INSERTS	PLATING	COLOR	PART NO
OBSOLETE	1	4 COMMON 7-10 / 4	GOLD	NATURAL	3-582514-9
OBSOLETE	1 CAV IDENT 81-100	SINGLE	GOLD	RED	582498-7
OBSOLETE	1 CAV IDENT 61-80	SINGLE	GOLD	RED	582498-5
OBSOLETE	1 CAV IDENT 41-60	SINGLE	GOLD	RED	582498-3
OBSOLETE	1 CAV IDENT 21-40	SINGLE	GOLD	RED	582498-1
OBSOLETE	1 EXCEPT OMIT 1 THRU 20	ALL COMMON 1-20	GOLD	RED	3-582198-2
OBSOLETE	1	4 COMMON 9-12 / 4 COMMON 1-4,5-8,13-16,17-20	GOLD	NATURAL	3-582137-9
OBSOLETE	1	4 COMMON 17-20 / 3 COMMON 11-13,14-16 / 6 COMMON 5-10 / 2 COMMON 1-2,3-4	GOLD	NATURAL	3-582134-9
OBSOLETE	1	SINGLE 19,20 / 3 COMMON 10-12 / 3 COMMON 1-3,4-6,7-9,13-15,16-18	GOLD	NATURAL	582105-9
OBSOLETE	1	3 COMMON 11-13,14-16 / 2 COMMON 9-10 / 4 COMMON 1-4,5-8,17-20	GOLD	BLACK	581957-0
OBSOLETE	1	10 COMMON 1-10,11-20	TIN	NATURAL	581949-9
OBSOLETE	1	5 COMMON 1-5,6-10,11-15,16-20	SILVER	NATURAL	581730-9
	1	5 COMMON 1-5,6-10,11-15,16-20	GOLD	NATURAL	581729-9
	1	ALL COMMON 1-20	GOLD	NATURAL	581423-9
OBSOLETE	1	ALL COMMON 1-20	GOLD	BLACK	581423
OBSOLETE	1	ALL COMMON 1-20	TIN	NATURAL	581421-9
OBSOLETE	1	2 COMMON 1-2,3-4,5-6,7-8,9-10,11-12,13-14,15-16,17-18,19-20	GOLD	RED	480090-2
OBSOLETE	1	10 COMMON 1-10,11-20	GOLD	NATURAL	480077-9
OBSOLETE	1	10 COMMON 1-10,11-20	GOLD	YELLOW	480077-4
OBSOLETE	1	10 COMMON 1-10,11-20	GOLD	BLACK	480077
OBSOLETE	1	ALL SINGLE	GOLD	BLACK	480076-9
OBSOLETE	1	ALL SINGLE	GOLD	VIOLET	480076-7
OBSOLETE	1	ALL SINGLE	GOLD	GREEN	480076-5
OBSOLETE	1	ALL SINGLE	GOLD	ORANGE	480076-3
OBSOLETE	1	ALL SINGLE	GOLD	RED	480076-2
	1	2 COMMON 1-2,3-4,5-6,7-8,9-10,11-12,13-14,15-16,17-18,19-20	GOLD	NATURAL	480065-6
OBSOLETE	1	2 COMMON 1-2,3-4,5-6,7-8,9-10,11-12,13-14,15-16,17-18,19-20	TIN	NATURAL	480065-4
	1	ALL SINGLE	GOLD	NATURAL	480065-3
OBSOLETE	1	ALL SINGLE	TIN	NATURAL	480065-1

1. AMP BLOCK ASSEMBLY PART NUMBER, "AMP", & DATE CODE ARE STAMPED ON FRONT FACE UNLESS OTHERWISE SPECIFIED IN TABLE.
   A. IF STAMPING OF A CUSTOMER PART NUMBER IS SPECIFIED IN TABLE AMP BLOCK ASSEMBLY PART NUMBER IS OMITTED.
   B. ALL CHARACTERS ARE 13±.02[3.30±.51] HIGH UNLESS OTHERWISE SPECIFIED.
   C. COLOR OF ALL STAMPED CHARACTERS TO BE BLACK ON NATURAL & YELLOW COLORED BLOCKS, WHITE ON ALL OTHER COLORED BLOCKS.
2. RECESSES TO BE .12±.02[3.04±.51] ROUND OR SQUARE AROUND SINGLE INSERTS.
3. RECESSES TO BE .12±.02[3.04±.51] WIDE AND ELONGATED FOR GROUPS OF COMMON INSERTS.
4. 2 COMMON 1-2, 3-4, 5-6, 11-12, 13-14, 15-16, 17-18, 19-20.

THIS DRAWING IS A CONTROLLED DOCUMENT.

DIMENSIONS: INCHES

TOLERANCES UNLESS OTHERWISE SPECIFIED:
0 PLC ± –
1 PLC ± –
2 PLC ± .02[.50]
3 PLC ± .010[.25]
4 PLC ± –
ANGLES ± –

MATERIAL: BLOCK – NYLON; INSERT – BRASS
FINISH: SEE TABLE

DWN T.THOMPSON 4-29-94
CHK A. SHARPE 04-06-94
APVD A. SHARPE 04-06-94
PRODUCT SPEC 108-7053 / — 108-7054
APPLICATION SPEC —
WEIGHT APPROX. 16 GRAMS
CUSTOMER DRAWING

TE Connectivity

NAME: CONNECTOR BLOCK ASSEMBLY, TAPER, 53 SERIES, 20 CAVITY

SIZE	CAGE CODE	DRAWING NO	RESTRICTED TO
A1	00779	C-480065	—

SCALE 2:1 SHEET 1 OF 1 REV CN

4805 (3/11)