

NTPAJ6R0LDKB0

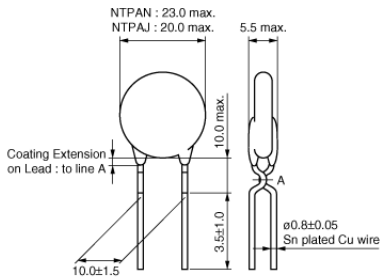
In Production

NRND

RoHS

REACH

Appearance & Shape



(in mm)

Features

1. Lead is not contained in the ceramic element, the terminations, the solder for inner connection and the coating resin.
2. Most suitable for power supplies of less than 100W
3. Excellent recovery characteristics due to resin coating with excellent heat characteristics

Applications

Other Usage	Switching power supplies, CRT monitors, Color televisions, VCR-Power supplies, Other power circuits
-------------	---

Packaging Information

Packaging	Specifications	Minimum Order Quantity
B0	Bulk(Bag)	100

Attention
1.This datasheet is downloaded from the website of Murata Manufacturing Co., Ltd. Therefore, it's specifications are subject to change or our products in it may be discontinued without advance notice. Please check with our sales representatives or product engineers before ordering.
2.This datasheet has only typical specifications because there is no space for detailed specifications.
Therefore, please review our product specifications or consult the approval sheet for product specifications before ordering.

NTPAJ6R0LDKB0



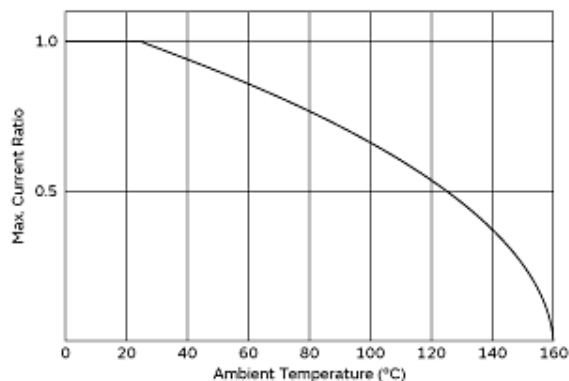
Specifications

Resistance (25°C)	6Ω
Resistance Value Tolerance (at 25°C)	±15%
Permissible Max. Current (25°C)	3.4A
Permissible Max. Current (55°C)	2.9A
Thermal Time Constant	125s
Typical Dissipation Constant (25°C)	21.8mW/°C
Permissible Electrolytic Capacitor	5000μF
Measure Condition of Permissible Electrolytic Capacitor	at 100V
Operating Temperature Range	-20°C to 160°C
Lead Shape	Lead Wire type
Shape	Lead
Mass	3.56g

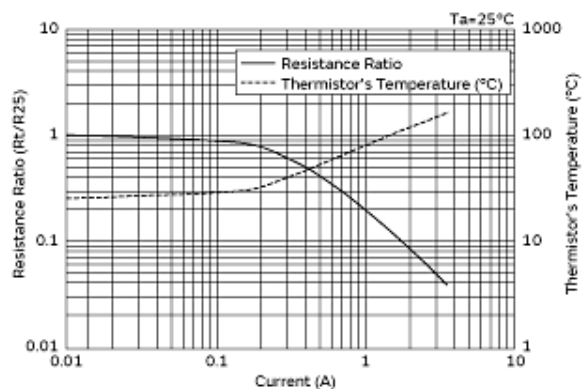
Attention
 1.This datasheet is downloaded from the website of Murata Manufacturing Co., Ltd. Therefore, it's specifications are subject to change or our products in it may be discontinued without advance notice. Please check with our sales representatives or product engineers before ordering.
 2.This datasheet has only typical specifications because there is no space for detailed specifications.
 Therefore, please review our product specifications or consult the approval sheet for product specifications before ordering.

NTPAJ6R0LDKB0

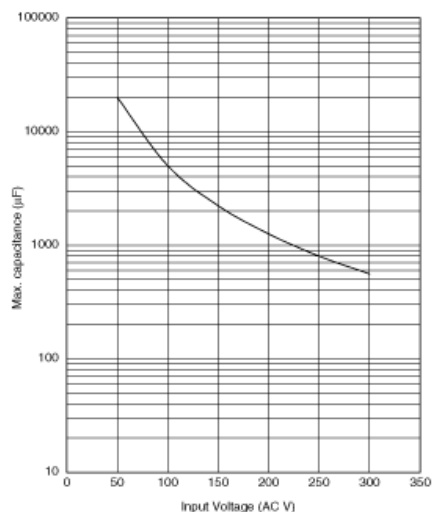
Product Data



Permissible Maximum Current Derating Curve



Current-R ratio(R_t/R_{25}), Current-Temperature Characteristics



Permissible Electrolytic Capacitor

Attention

1.This datasheet is downloaded from the website of Murata Manufacturing Co., Ltd. Therefore, it's specifications are subject to change or our products in it may be discontinued without advance notice. Please check with our sales representatives or product engineers before ordering.
2.This datasheet has only typical specifications because there is no space for detailed specifications.
Therefore, please review our product specifications or consult the approval sheet for product specifications before ordering.