THIS DRAWING IS UNPUBLISHED. RELEASED FOR PUBLICATION -.- .
© COPYRIGHT - BY TYCO ELECTRONICS CORPORATION. ALL RIGHTS RESERVED.

LOC	DIST
AD	47

REVISIONS

P	LTR	DESCRIPTION	DATE	DWN	APVD
	M	REV PER EC 0S12-0414-03	20FEB04	NK	RW

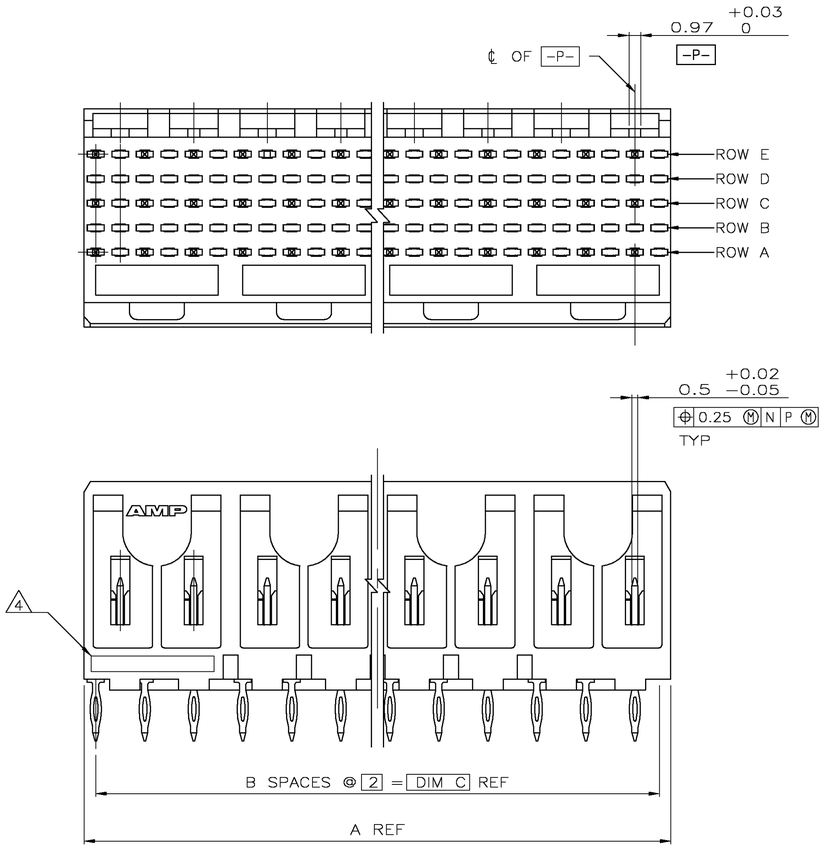

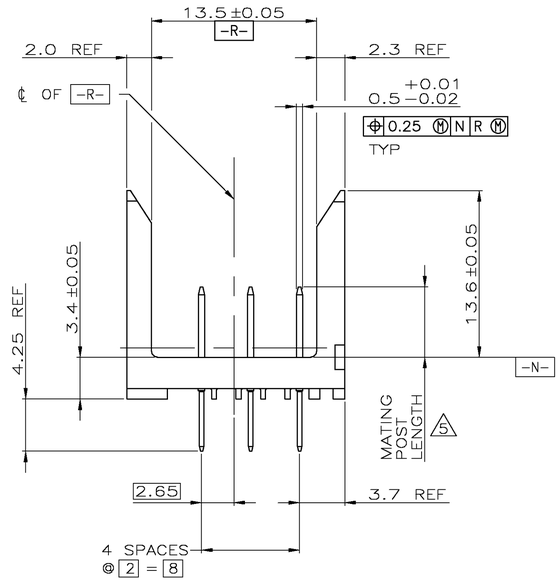

1. HOUSING MATERIAL: LIQUID CRYSTAL POLYMER
   COLOR: NATURAL.
2. CONTACT MATERIAL: PHOSPHOR BRONZE
3. CONTACT FINISH:
   UNDERPLATE (ENTIRE CONTACT):
   0.00127 MIN NICKEL.
   ON MATING SURFACES:
   CONFORMS TO ALL TESTING SPECIFIED FOR TELCORDIA
   UNCONTROLLED ENVIRONMENT.
   ON LEADS
   0.0006 MIN TIN-LEAD OVER UNDERPLATE.
   LUBRICATION (ENTIRE CONTACT):
   SURFACE CONDITIONER PER AMP SPEC 112-1002 AFTER PLATING.
4. PART MARKING LOCATED APPROXIMATELY AS SHOWN.
5. DIMENSION APPLIES WHEN SEATED ON PRINTED CIRCUIT BOARD.
6. SEE RESTRICTED CUSTOMER DRAWING.

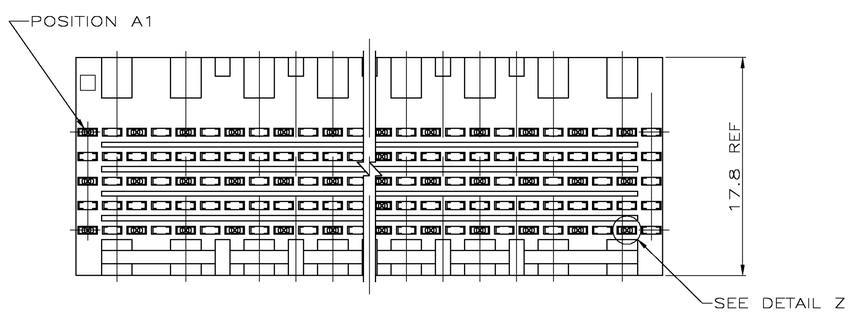

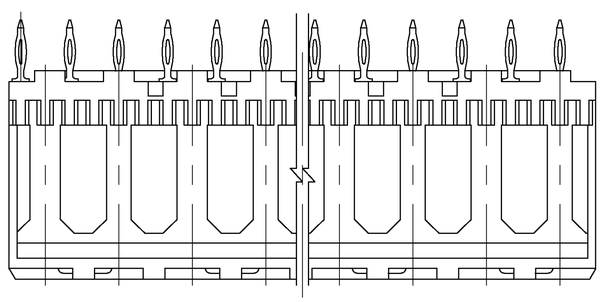

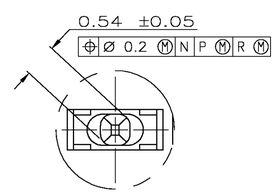

DETAIL Z
SCALE 20:1

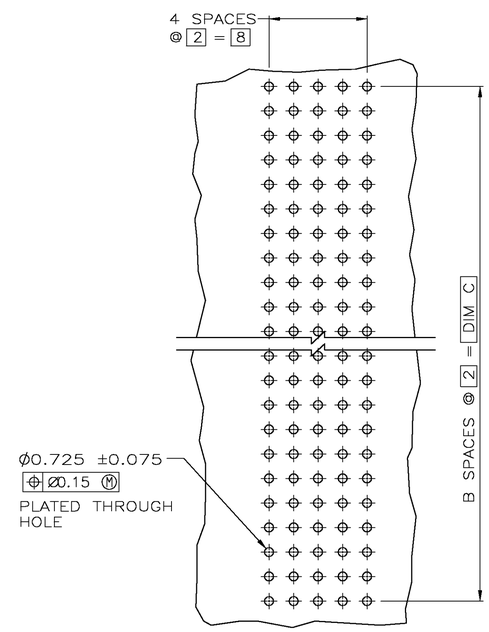

RECOMMENDED CIRCUIT PATTERN
(COMPONENT SIDE)

	C	B	A	FINISH	NO OF SIGNAL POSN	PART NUMBER
OBSOLETE	130	65	131.88	3	330	1-223028-1
	46	23	47.88	3	120	6 223028-4
	10	5	11.88	3	30	6 223028-1

THIS DRAWING IS A CONTROLLED DOCUMENT.

DIMENSIONS: mm

TOLERANCES UNLESS OTHERWISE SPECIFIED:
0 PLC ± -
1 PLC ± -
2 PLC ± 0.13
3 PLC ± -
4 PLC ± -
ANGLES ± -

MATERIAL 1 2
FINISH 3

DWN R. BUCHHEISTER 31/JAN/97
CHK K.DUSCHA 31/JAN/97
APVD K.DUSCHA 31/JAN/97 NAME
PRODUCT SPEC —
APPLICATION SPEC —
WEIGHT —

Tyco Electronics Corporation
Harrisburg, Pa 17105-3608

ASSEMBLY, PIN, SIGNAL, VERTICAL, 5 ROW, Z-PACK 2mm FB, PRESS-FIT LEADS, SELECT LOAD

SIZE	CAGE CODE	DRAWING NO	RESTRICTED TO
A1	00779	C-223028	—

CUSTOMER DRAWING

SCALE	SHEET	OF	REV
4:1	1	2	M

OBSOLETE
NO TONIC LATEST
REVISION

THIS DRAWING IS UNPUBLISHED. RELEASED FOR PUBLICATION -,- .
© COPYRIGHT - BY TYCO ELECTRONICS CORPORATION. ALL RIGHTS RESERVED.

LOC	DIST
AD	47

REVISIONS

P	LTR	DESCRIPTION	DATE	DWN	APVD
	—	SEE SHEET 1	–	—	—

CODE LETTER	MATING POST LENGTH +0.10/−0.15	LEAD LENGTH (REF)
E	5.75	4.25
–	CONTACT NOT LOADED	

1-223028-1 OBSOLETE

ROW	1	2	3	4	5	6	7	8	9	10	11	12	13	14	15	16	17	18	19	20	21	22	23	24	25	26	27	28	29	30	31	32	33	34	35	36	37	38	39	40	41	42	43	44	45	46	47	48	49	50	51	52	53	54	55	56	57	58	59	60	61	62	63	64	65	66
E	E	–	E	–	E	–	E	–	E	–	E	–	E	–	E	–	E	–	E	–	E	–	E	–	E	–	E	–	E	–	E	–	E	–	E	–	E	–	E	–	E	–	E	–	E	–	E	–	E	–	E	–	E	–	E	–	E	–	E	–	E	–	E	–	E	–
D	–	–	–	–	–	–	–	–	–	–	–	–	–	–	–	–	–	–	–	–	–	–	–	–	–	–	–	–	–	–	–	–	–	–	–	–	–	–	–	–	–	–	–	–	–	–	–	–	–	–	–	–	–	–	–	–	–	–	–	–	–	–	–	–	–	–
C	E	–	E	–	E	–	E	–	E	–	E	–	E	–	E	–	E	–	E	–	E	–	E	–	E	–	E	–	E	–	E	–	E	–	E	–	E	–	E	–	E	–	E	–	E	–	E	–	E	–	E	–	E	–	E	–	E	–	E	–	E	–	E	–	E	–
B	–	–	–	–	–	–	–	–	–	–	–	–	–	–	–	–	–	–	–	–	–	–	–	–	–	–	–	–	–	–	–	–	–	–	–	–	–	–	–	–	–	–	–	–	–	–	–	–	–	–	–	–	–	–	–	–	–	–	–	–	–	–	–	–	–	–
A	E	–	E	–	E	–	E	–	E	–	E	–	E	–	E	–	E	–	E	–	E	–	E	–	E	–	E	–	E	–	E	–	E	–	E	–	E	–	E	–	E	–	E	–	E	–	E	–	E	–	E	–	E	–	E	–	E	–	E	–	E	–	E	–	E	–
	SIGNAL POSITION						SIGNAL POSITION						SIGNAL POSITION						SIGNAL POSITION						SIGNAL POSITION						SIGNAL POSITION						SIGNAL POSITION						SIGNAL POSITION						SIGNAL POSITION						SIGNAL POSITION						SIGNAL POSITION						SIGNAL POSITION					

THIS DRAWING IS A CONTROLLED DOCUMENT.

DIMENSIONS: mm

TOLERANCES UNLESS OTHERWISE SPECIFIED:
0 PLC ± –
1 PLC ± –
2 PLC ± 0.13
3 PLC ± –
4 PLC ± –
ANGLES ± –

MATERIAL 1 2

FINISH 3

DWN 31/JAN/97 R. BUCHHEISTER
CHK 31/JAN/97 K.DUSCHA
APVD 31/JAN/97 K.DUSCHA

PRODUCT SPEC —
APPLICATION SPEC —
WEIGHT —

Tyco Electronics Corporation
Harrisburg, Pa 17105-3608

NAME
ASSEMBLY, PIN, SIGNAL, VERTICAL, 5 ROW, Z-PACK 2mm FB, PRESS FIT LEADS, SELECT LOAD

SIZE	CAGE CODE	DRAWING NO	RESTRICTED TO
A1	00779	C-223028	—

CUSTOMER DRAWING | SCALE 4:1 | SHEET 2 OF 2 | REV M