

# SNT Series

## [RoHS Compliant]



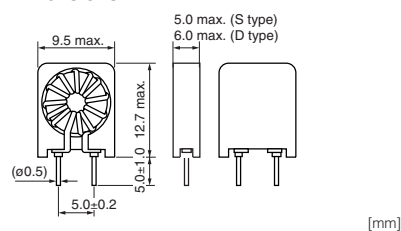
• Tape and Reel Dimensions (see page 39)

Model	Rated current* (A)	Inductance ( $\mu$ H) min.	DC resistance (m $\Omega$ ) max.	Operating temperature range ( $^{\circ}$ C)	Packaging
SNT-S10□	3.0	1.5	25	-20 to +60	Bulk (100 pcs.)
SNT-S20□	1.5	6	35	-20 to +60	
SNT-S30□	0.5	13	95	-20 to +60	
SNT-D10□	3.0	2.5	25	-20 to +60	
SNT-D20□	1.5	10	45	-20 to +60	
SNT-D30□	0.5	20	98	-20 to +60	

\*The rated current is for the wire and it is different from the inductance guaranteeing values.

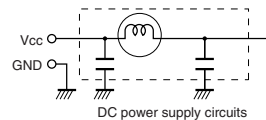
• □ Taping (1000 pcs./ reel) • □ Flat taping (SNT-S type: 1000 pcs./ reel), (SNT-D type: 500 pcs./ reel)

### Shape and Dimensions

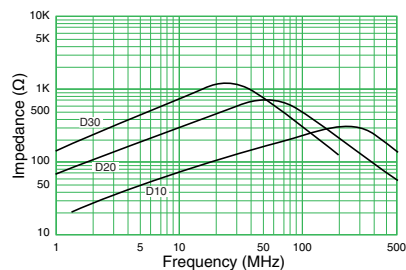
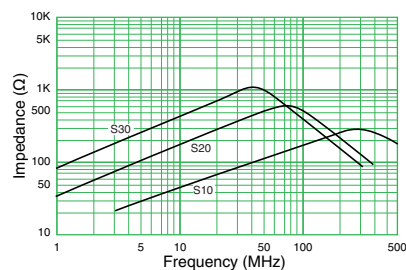


### Design Example

● For noise suppression in the secondary low-voltage power supply circuit



### Impedance vs. Frequency



DC Line Filters VOL.08



- All specifications in this catalog and production status of products are subject to change without notice. Prior to the purchase, please contact NEC TOKIN for updated product data.
- Please request for a specification sheet for detailed product data prior to the purchase.
- Before using the product in this catalog, please read "Precautions" and other safety precautions listed in the printed version catalog.