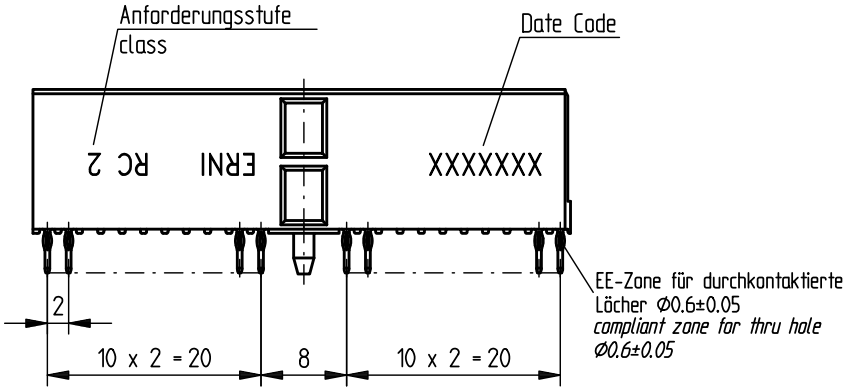


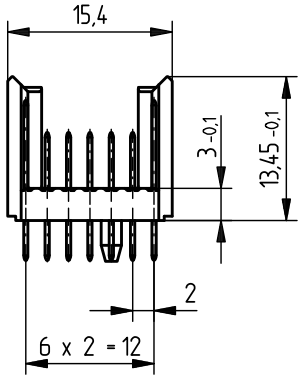


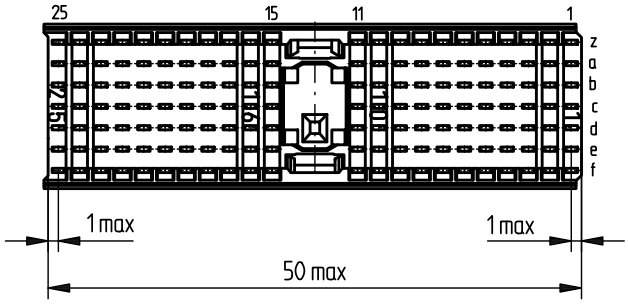


Bestückungsplan - *contact layout*

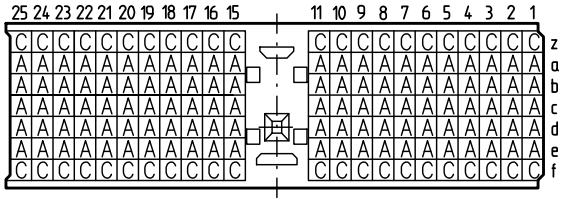


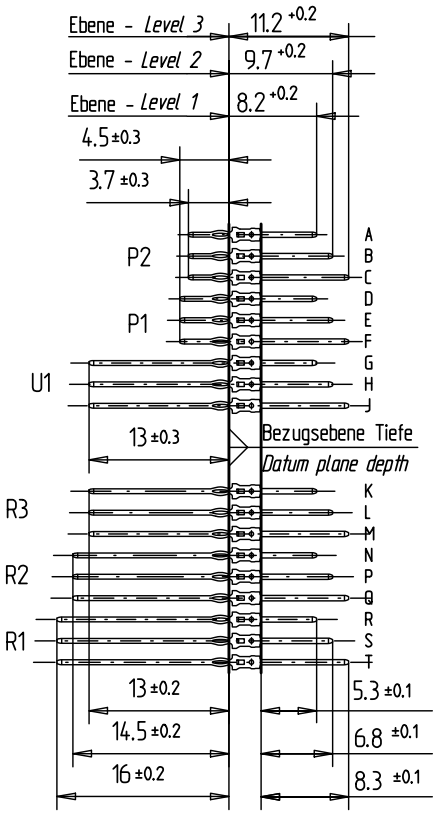


Lochbild für Leiterplatte
(Bestückungsseite)

*Board hole pattern*
*(Component mounting side)*

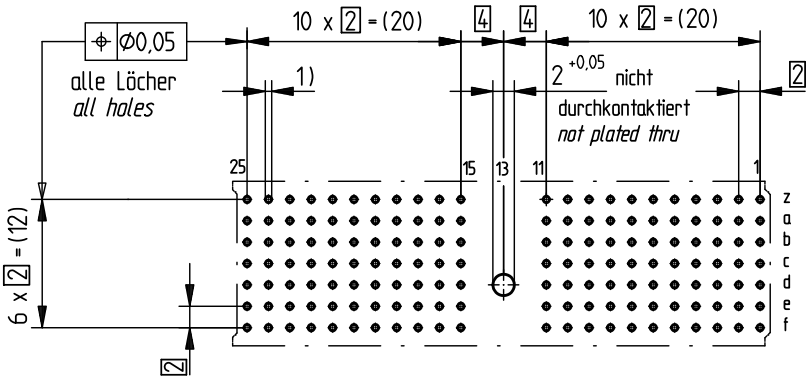


1) Ø 0,6 ±0,05 Durchmesser des metallisierten Loches
*Ø 0,6 ±0,05 Diameter of finished plated-through hole*

Ø 0,7 ±0,02 Bohrungsdurchmesser des Loches
*Ø 0,7 ±0,02 Diameter of drilled hole*

Schichtaufbau im metallisierten Loch siehe Zeichnung 114406
*Metal plating of plated-through hole see drawing 114406*

Fehlende Maße und Angaben nach IEC 61076-4-101
*Missing information and dimensions per 61076-4-101*

| | | | |
|---|---|---|---|
| Information: P2 Level 1,3<br>siehe Bestückungsplan/<br>*see contact layout*<br>Anforderungsstufe 2 / *class 2* | Tolerances<br>All Dimensions in mm | Scale 2:1 | |
| All rights reserved.<br>Only for information.<br>To insure that this is the latest version of this drawing, please contact one of the ERNI companies before using. | Subject to modification without prior notice.<br>Drawing will not be updated. | Designation<br>ERmet Messerleiste A<br>*ERmet Male Wide Type A* | |
| | ERNI www.ERNI.com | 053007 | 1 |
| d 25.02.2010<br>Index Date | M:00069182.SZA | ERMA | |

Consider protection memo from DIN 34