

1

2

3

4

5

## TECHNICAL CHARACTERISTICS

## MATERIAL

INSULATOR MATERIAL: PET (WHITE)  
 SUPPORT TAPE: PET (BLUE)  
 CONTACT MATERIAL: COPPER  
 CONTACT PLATING: TIN  
 QUALITY CLASS: 20 MATING CYCLES MIN.  
 PITCH: 1.00 MM

## ENVIRONMENTAL

OPERATING TEMPERATURE: -30°C UP TO 85°C  
 HEAT RESISTANCE: 105°C x 95 HRS  
 FLAMMABILITY RATING UL SUB.758  
 MOISTURE RESISTANCE: 40°C, 95% RH x 96 HRS  
 COMPLIANCE: LEAD FREE AND ROHS

## ELECTRICAL

CURRENT RATING: 1.0 A MAX  
 WORKING VOLTAGE: 60V  
 INSULATION RESISTANCE: >1000 MOHM/M (500 VDC)  
 DIELECTRIC STRENGTH: 500 VAC/MN NO BREAKDOWN  
 CONDUCTOR RESISTANCE: <1.09 OHM/M  
 CONTACT RESISTANCE: <20 MOHMS

## STANDARD

 CERTIFIED: E328849

## MECHANICAL

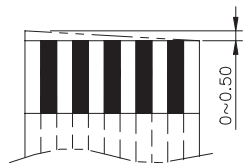
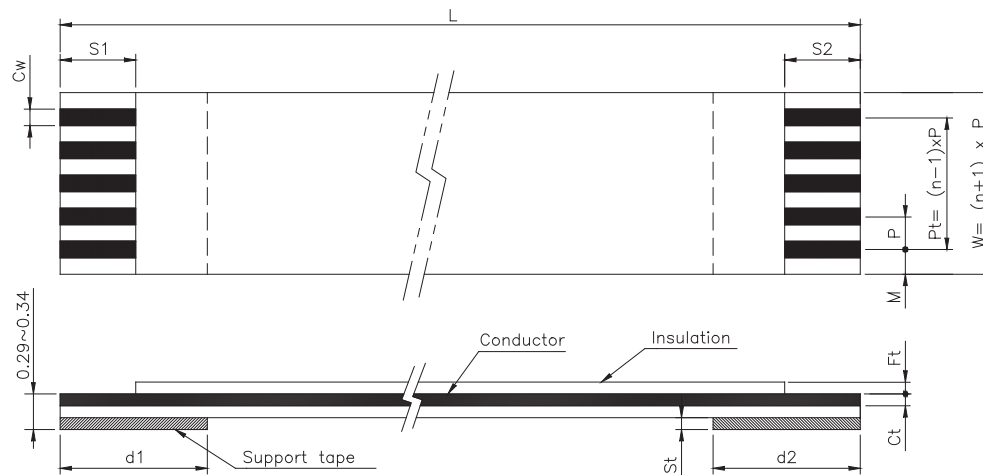
ELONGATION OF INSULATOR: > 60 %  
 TENSILE STRENGTH OF INSULATION: >3.5KG/MM<sup>2</sup>  
 FLEXING TEST: 180° >20 TIMES  
 ABRASION: >10000 TIMES  
 PULL/OUT: >20 TIMES

## PACKAGING

BAG

## DIMENSION &amp; TOLERANCE

$W = (N+1) \times P$   
 $Pt = (N-1) \times P$



Tolerance of Cutting Tilt

## TOLERANCE:

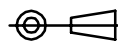
Abbr.	TOLERANCE	
	P=0.5	P=1.0
P	±0.05	±0.08
Pt	±0.08	±0.10
W	±0.08	±0.10
M	±0.08	±0.12
Cw	±0.02	±0.03
L	(30~100)±3, (101~300)±5, (301~600)±10, (Length more than 601mm)±15mm	

No. of PIN	Dimension												
	P	Pt	L	W	M	Cw	Ct±0.01	St±1.0	S2±1.0	d1±2.0	d2±2.0	Ft±0.01	St±0.01
XX .....	1.0	(XX - 1) x P	LLL .....	(XX + 1) x P	1.0	0.70	0.035	5.0	5.0	10.0	10.0	0.043	0.225

## RoHS Compliant

REV	DATE	FILE	BY
G	21-JUN-12	TOERANCE	GG
F	27-FEB-12	OHMS	GG
E	02-SEP-11	MARKING	GG
D	28-SEP-10	TEMPERATURE	GG
C	27-OCT-09	STANDARD	JP
B	23-JUL-09	CT DIMENSION	CH
H	21-JAN-13	CT DIM	QL

## PROJECTION:



## GENERAL TOLERANCE

.X =  $\pm 0.2$   
 .XX =  $\pm 0.15$

## APPROVAL: RJ

## UNIT: MM

## SCALE:

SHEET: 1/1

DRAW: CH



## DESCRIPTION: 1.00MM FLAT FLEXIBLE CABLE TYPE 1

XX NB OF PIN: ..... / LLL OVERALL LENGTH: ..... MM

WERI PART NO: 686 6 ..... 001

XX LLL

## SIZE

A4