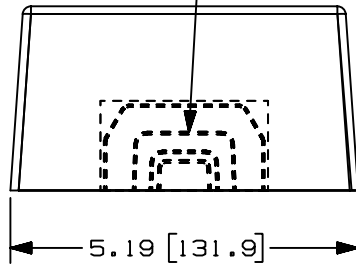
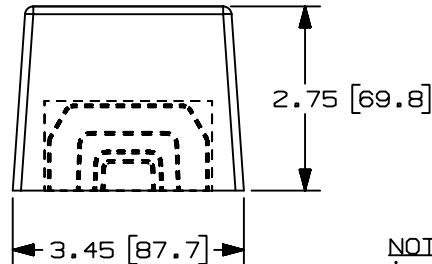


THIS COPY IS PROVIDED ON A RESTRICTED BASIS AND IS NOT TO BE USED IN ANY WAY DETRIMENTAL TO THE INTERESTS OF PANDUIT CORP.

E  
LD STYLE BREAKOUTS ON EACH  
OF THE FOUR SIDE WALLS.



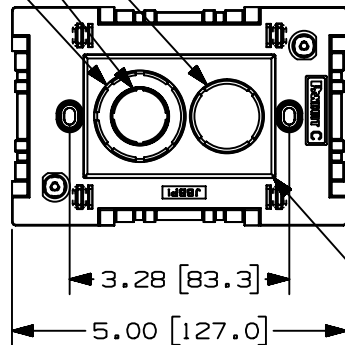
G



B

PANDUIT PART NO.	WEIGHT
JBP1D	2.8 LB/10 PCS (1271 g/10 PCS)

BREAKOUT FOR 1" CONDUIT  
BREAKOUT FOR 1/2" CONDUIT  
BREAKOUT FOR 3/4" CONDUIT



G

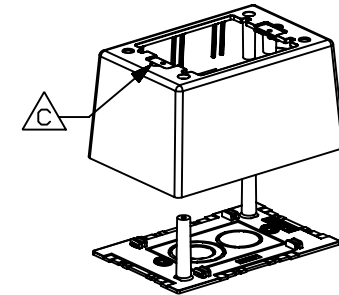
CENTER RECTANGLE  
BREAKOUT FOR WALL BOX

NOTES:

1. SEE CURRENT CATALOG FOR ADDITIONAL PART NUMBER SUFFIXES TO INDICATE COLOR AND/OR PACKAGE QUANTITY.
2. THIS PRODUCT IS INTENDED TO BE USED WITH PANDUIT TYPE LDS, LDP, LD, CD, PD, AND T45 RACEWAYS.
3. DIMENSIONS IN PARENTHESIS ARE IN METRIC.
4. THIS BOX CAN BE USED WITH AN OPTIONAL DIVIDER, PART NO. JBD1.

F

A



C

CAD FILENAME/LAYERS D35541CQ\_JBP1D\_C\_03.PRT (1)

PANDUIT

CORP. TINLEY PARK, ILLINOIS

POWER JUNCTION BOX - DEEP  
(JBP1D)  
CUSTOMER DRAWING

3	01-12-00	JHNU	HIW	G. REVISED GEOMETRY FOR T45 BREAKOUT F. ADDED T45 TO NOTE 2	35541-43	HIW	HIW	
2	03-23-99	DW	HIW	D. MAT'L WAS ABS/PC.; E. CORRECTED BREAKOUTS B. REV'D PART WEIGHT.; C. REV'D FEATURE, NOTED	35541-43	HIW	HIW	
1	05-22-98	DW	HIW	A. NOTE 4 PART NO. WAS JB1	35541-43	HIW	HIW	
R	09-26-96	PM	CEF	RELEASED TO PRODUCTION	35541-43	CEF		
REV	DATE	BY	CHK	DESCRIPTION	ECN	CHK	CUST	SUP

UNLESS OTHERWISE SPECIFIED, DIMENSIONAL TOLERANCES ARE: (.X) ± (.XXX) ±.010(.3) (.XX) ±.03(.8) ANGLES ±		UNLESS OTHERWISE SPECIFIED, ALL DIMENSIONS ARE GIVEN IN INCHES, THIRD ANGLE PROJECTION.	
DRAWN BY PM	MAT'L: PVC	SCALE NONE	DWG SIZE A
DATE 09-26-96	CHECKED BY CEF	DRAWING NO. 35541-43	

# Mouser Electronics

Authorized Distributor

Click to View Pricing, Inventory, Delivery & Lifecycle Information:

Panduit:

JBP1DIW JBP1DEI