



CONTACTOR, AC-3, 11KW/400V, 1NO+1NC,
DC 24V, 3-POLE, SZ S0 SCREW TERMINAL

General technical data:

product brand name		SIRIUS
Size of the contactor		S0
Product extension / auxiliary switch		Yes
Protection class IP / on the front		IP20
Protection against electrical shock		finger-safe
Degree of pollution		3
Installation altitude / at a height over sea level / maximum	m	2,000
Ambient temperature / during storage	°C	-55 ... +80
Ambient temperature / during operating	°C	-25 ... +60
Shock resistance		
<ul style="list-style-type: none"> at rectangular impulse at DC at sine pulse at DC 		10g / 5 ms, 7,5g / 10 ms 15g / 5 ms, 10g / 10 ms
Impulse voltage resistance / rated value	kV	6
Insulation voltage / rated value	V	690
Mechanical operating cycles as operating time		
<ul style="list-style-type: none"> of the contactor / typical of the contactor with added auxiliary switch block / typical 		10,000,000 10,000,000

- of the contactor with added electronics-compatible auxiliary switch block / typical

5,000,000

Main circuit:

Number of NC contacts / for main contacts

0

Number of NO contacts / for main contacts

3

Operating current

- at AC-1 / at 400 V
 - at 40 °C ambient temperature / rated value
 - at 60 °C ambient temperature / rated value
- at AC-2 / at 400 V / rated value
- at AC-3 / at 400 V / rated value
- at AC-4 / at 400 V / rated value

A	40
A	35
A	25
A	25
A	15.5

Operating current

- with 1 current path / at DC-1
 - at 24 V / rated value
 - at 110 V / rated value
- with 2 current paths in series / at DC-1
 - at 24 V / rated value
 - at 110 V / rated value
- with 3 current paths in series / at DC-1
 - at 24 V / rated value
 - at 110 V / rated value
- with 1 current path / at DC-3 / at DC-5
 - at 24 V / rated value
 - at 110 V / rated value
- with 2 current paths in series / at DC-3 / at DC-5
 - at 24 V / rated value
 - at 110 V / rated value
- with 3 current paths in series / at DC-3 / at DC-5
 - at 24 V / rated value
 - at 110 V / rated value

A	35
A	4.5
A	35
A	35
A	35
A	35
A	20
A	2.5
A	35
A	15
A	35
A	35

Service power

- at AC-2 / at 400 V / rated value
- at AC-3 / at 400 V / rated value
- at AC-4 / at 400 V / rated value

kW	11
kW	11
kW	7.5

Active power loss / per conductor / typical

W	1.6
---	-----

Off-load operating frequency

- at AC
- at DC

1/h	5,000
1/h	1,500

- at 220 V

A

0.3

Short-circuit:

Design of the fuse link

- for short-circuit protection of the auxiliary switch / required
- for short-circuit protection of the main circuit
 - with type of assignment 1 / required
- at type of coordination 2 / required

fuse gL/gG: 10 A

gL/gG LV HRC 3NA, DIAZED 5SB, NEOZED 5SE:
100 AgL/gG LV HRC 3NA, DIAZED 5SB, NEOZED 5SE:
35A

Installation/mounting/dimensions:

Built in orientation

vertical

Type of mounting

screw and snap-on mounting onto 35 mm standard
mounting rail according to DIN EN 50022

Type of fixing/fixation / series installation

Yes

Width

mm

45

Height

mm

85

Depth

mm

107

Distance, to be maintained, to the ranks assembly / sideways

mm

0

Distance, to be maintained, to earthed part / sideways

mm

6

Connections:

Design of the electrical connection

- for main current circuit
- for auxiliary and control current circuit

screw-type terminals

screw-type terminals

Type of the connectable conductor cross-section

- for main contacts
 - solid
 - finely stranded
 - with conductor end processing
- for AWG conductors / for main contacts
- for auxiliary contacts
 - solid
 - finely stranded
 - with conductor end processing
- for AWG conductors / for auxiliary contacts

2x (1 ... 2.5 mm²), 2x (2.5 ... 10 mm²)2x (1 ... 2.5 mm²), 2x (2.5 ... 6 mm²), 1x 10 mm²
2x (16 ... 12), 2x (14 ... 8)2x (0.5 ... 1.5 mm²), 2x (0.75 ... 2.5 mm²)2x (0.5 ... 1.5 mm²), 2x (0.75 ... 2.5 mm²)

2x (20 ... 16), 2x (18 ... 14)

Certificates/approvals:

General Product Approval



CCC

CSA

GOST

UL

EG-Konf.

Test Certificates

[other](#)

[Special Test Certificate](#)

[Type Test Certificates/Test Report](#)

Shipping Approval



ABS



DNV



GL



LRS



PRS



RINA

Shipping Approval

[other](#)

[Confirmation](#)



RMRS



VDE

UL/CSA ratings:

yielded mechanical performance (hp)

- for single-phase squirrel cage motors
 - at 110/120 V / rated value
 - at 230 V / rated value
- for three-phase squirrel cage motors
 - at 200/208 V / rated value
 - at 220/230 V / rated value
 - at 460/480 V / rated value
 - at 575/600 V / rated value

hp	2
hp	3
hp	5
hp	7.5
hp	15
hp	20

Operating current (FLA) / for three-phase squirrel cage motors

- at 480 V / rated value
- at 600 V / rated value

A	21
A	22

Contact rating designation / for auxiliary contacts / according to UL

A600 / Q600

Safety-related Parameter:

B10 value / with high demand rate

- according to SN 31920

1,000,000

T1 value / for proof test interval or service life

- according to IEC 61508

a 20

Proportion of dangerous failures

- with low demand rate / according to SN 31920
- with high demand rate / according to SN 31920

% 40
% 73

Failure rate (FIT value) / with low demand rate

- according to SN 31920

FIT	100
	Yes
	No

Product function

- mirror contact to IEC 60947-4-1
- positively driven operation to IEC 60947-5-1

Further information:

Information- and Downloadcenter (Catalogs, Brochures,...)

<http://www.siemens.com/industrial-controls/catalogs>

Industry Mall (Online ordering system)

<http://www.siemens.com/industrial-controls/mall>

Cax online generator:

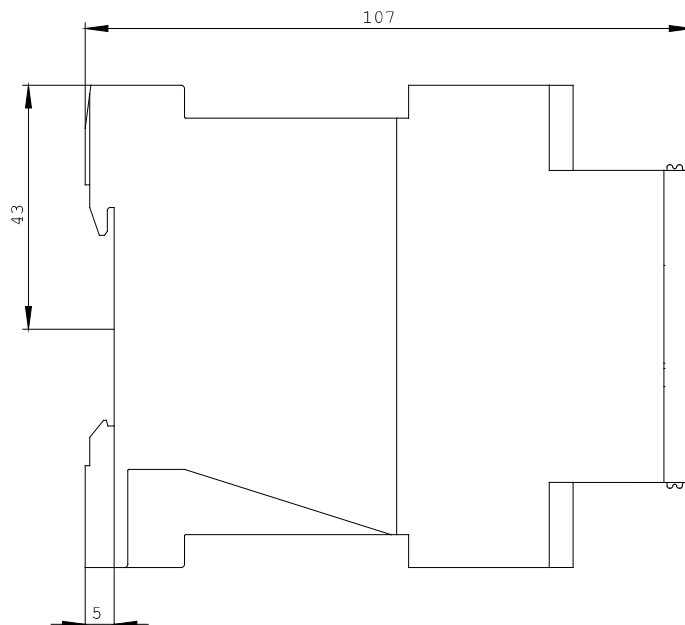
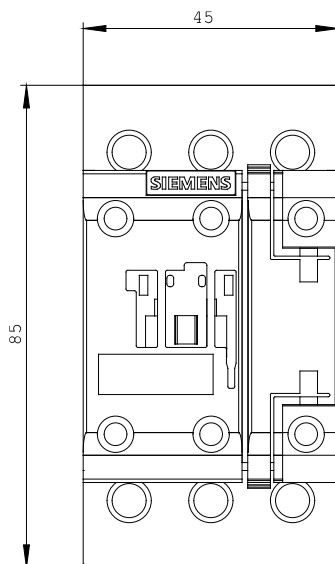
<http://www.siemens.com/cax>

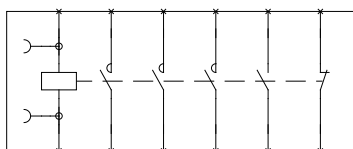
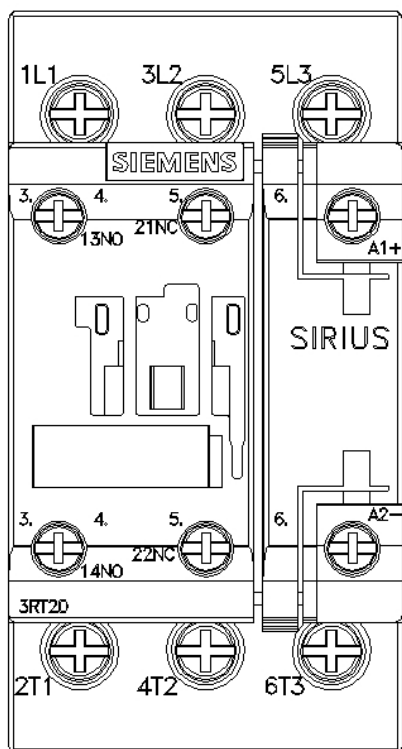
Service&Support (Manuals, Certificates, Characteristics, FAQs,...)

<http://support.automation.siemens.com/WW/view/en/3RT2026-1BB40/all>

Image database (product images, 2D dimension drawings, 3D models, device circuit diagrams, ...)

http://www.automation.siemens.com/bilddb/cax_en.aspx?mlfb=3RT2026-1BB40





last change:

Mar 27, 2012