

Distributed by:

JAMECO[®]
ELECTRONICS


www.Jameco.com ♦ 1-800-831-4242

The content and copyrights of the attached
material are the property of its owner.

Jameco Part Number 1766278

Features:

- The best ESD protection for high frequency, low voltage applications.
- Protects up to 4 separate lines with one device
- Exceeds testing requirements outlined in IEC 61000-4-2
- Extremely low capacitance
- Very low leakage current
- Fast response time
- Bi-directional
- Surface mount
- Solder Termination
- RoHS Compliant



Description:

The ESDA product family with SurgX® Technology is specifically designed to protect sensitive electronic circuits from the threat of electrostatic discharge (ESD). 4-line array can protect up to 4 isolated lines simultaneously with performance similar to individual chip devices. ESDA devices react almost instantaneously to the transient voltage and effectively clamp it in an average of 35V for the duration of the ESD transient, meaning less voltage stress during the clamp period and greater IC protection. The design of ESDA series inherently produces an ultra low capacitance part. In the off state the product is virtually invisible to the circuit. Installed from signal line to ground, it is especially transparent to the high-speed

digital circuits due to the high off-state impedance and low capacitance. Signals are not distorted or disrupted as shown by extensive testing. With ESDA series, waveform definition stays true and high-speed signals do not suffer. ESDA series utilize a unique polymer-based material. The nature of the material creates a bi-directional part, which means that only one device is required to provide complete ESD protection regardless of the surge polarity. The combination of this material with proven thick film on ceramic technology produces a reliable, surface mount product that will help protect mobile communications, computers, data processing, test equipment, and many other electronic applications from ESD.

Part Ratings and Characteristics:

Performance Characteristics	Units	Min	Typ	Max
Continuous operating voltage	VDC	-	12 ¹	-
Clamping voltage ³	V	-	35	60
Trigger voltage ⁴	V		150	300
ESD Threat voltage capability ⁵	kV	-	8	15
Capacitance (@ 1 KHz ~ 1.8GHz)	pF	-	0.15	1
Leakage current (@ 12 VDC)	nA	0.01	<0.1	
Peak current ³	A	-	30	45
Operating temperature	°C	-40	+25	+105
ESD pulse withstand ³	# pulses	20	>500 ²	-

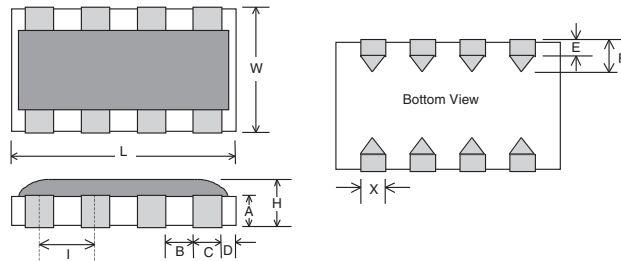
Notes:

1. The product is 100% tested for 30V operating voltage at 25°C. Continuous operation with higher than 12VDC under extreme temperature and humidity may cause increasing leakage current and/or shifting device resistance. However, even under severe environmental test, characteristics of the device did not change up to 12VDC operation.
2. Some shifting in characteristics may occur when tested over several hundred ESD pulses at very rapid rate of 1 pulse per second or faster.
3. Per IEC 61000-4-2, 30A @ 8kV, level 4, clamp measurement made 30 ns after initiation of pulse, all tests in contact discharge mode.
4. Trigger measurement made using Transmission Line Pulse (TLP) method.
5. PolySurg™ devices are capable of withstanding up to a 15 kV, 45A ESD pulse. Device ratings are given at 8kV per Note 1, unless otherwise specified.

Environmental Specifications:

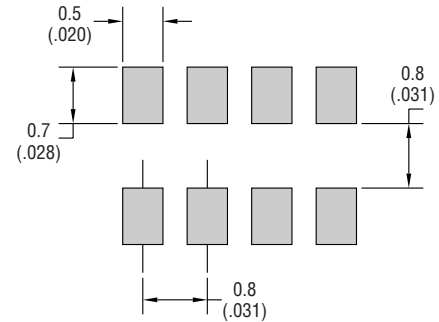
- Moisture Resistance: MIL-STD-883, Method 1004.7, 85°C, 85%R.H., 240 hrs.
- Thermal shock: MIL-STD-202, Method 107G, -65°C to 125°C, 30 min. cycle, 5 cycles
- Vibration: MIL-STD-202F, Method 201A, (10 to 55 to 10 Hz, 1 min. cycle, 2 hrs each in X-Y-Z)
- Chemical resistance: ASTM D-543, 24 hrs @ 50°C, 3 solutions (H₂O, detergent solution, defluxer)
- Full load voltage: Up to 24 VDC, 1000 hrs, 25°C
- Solder leach resistance and terminal adhesion: Per EIA-576
- Solderability: MIL-STD-202, Method 208 (95% coverage)

Product Dimension

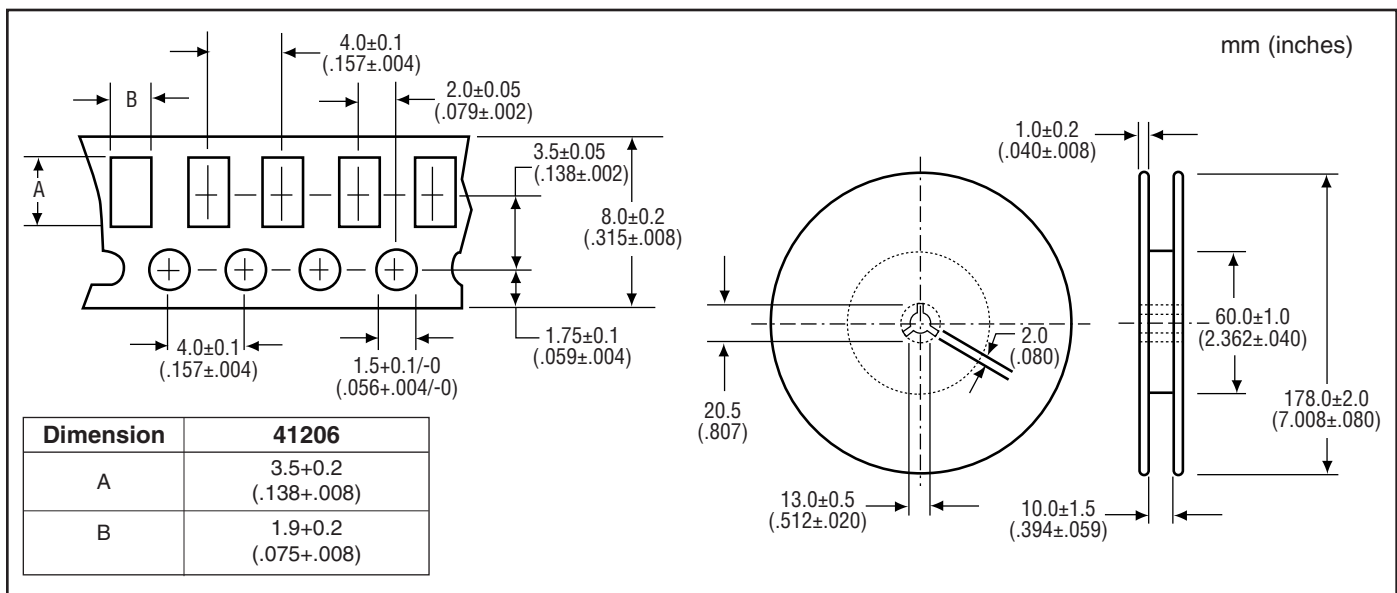


EIA Size	L	W	H	A	B
41206 mm(inch)	3.2 ± 0.2 (.126 ± .008)	1.6 ± 0.2 (.063 ± .008)	0.8 max (.032 max)	0.38 ± 0.5 (.015 ± .002)	0.2 min, 0.4 typ (.008 min, .16 Typ)
C	D	E	F	I	X
0.4 Typ (.016 Typ)	0.2 ± 0.1 (.008 ± .004)	0.2 Typ (.008 Typ)	0.38 ± 0.10 (.015 ± .004)	0.80 ± 0.02 (.03 ± .0008)	0.45 ± 0.02 (.017 ± .0008)

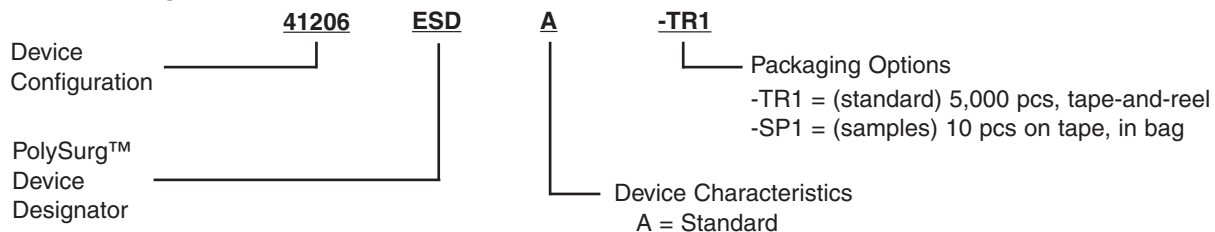
Recommended Solder Pad Outline (per IPC-SM-782)



Tape-and-Reel Specification



Part Numbering



Note: Spacing in part number is shown for clarity only. Device part number contains no spaces (e.g.41206ESDA-TR1)

Device Marking

ESDA devices are marked on the tape and reel packages, not individually. Since the product is bi-directional and symmetrical, no orientation marking is required.

Device Application

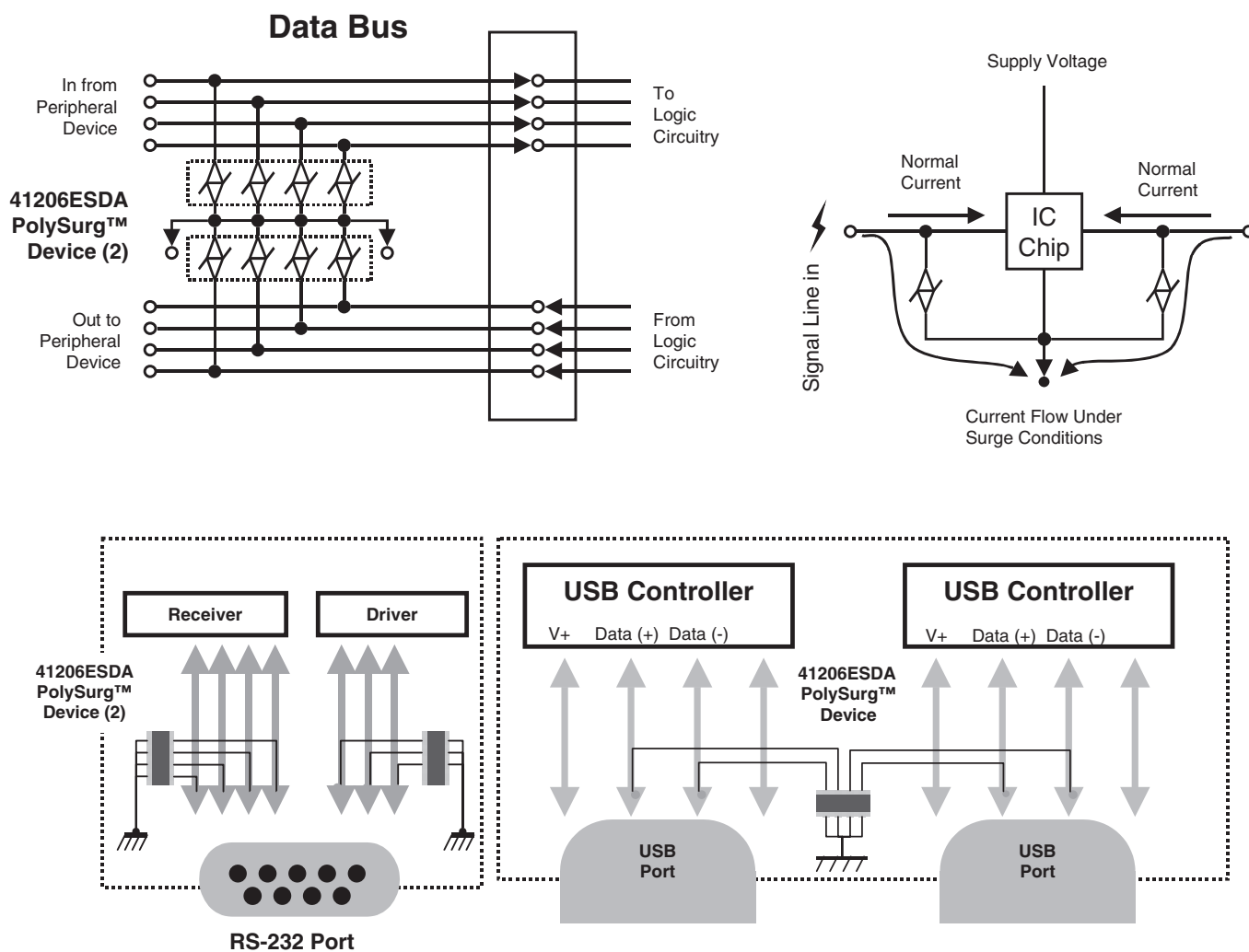
ESDA series are applicable to most signal line circuits. It is applied in a shunt-connected manner. They are not suitable for use on lines where lightning or load-switching transients are present. ESDA series is ideal for use in computers and computer-related equipment, such as modems, keyboards, and printers. ESDA series is also well suited for portable electronic equipment such as mobile telephones, test equipment, and card scanners.

Processing Recommendations

ESDA series currently have a convex profile on the top surface of the part. This profile is a result of the construction of the device. They can be processed using standard pick – and – place equipment. The placement and processing techniques for ESDA series are similar to those used for chip resistors and chip capacitors.

The Location in the circuit for the ESDA series has to be carefully determined. For the better performance of the device, the device should be positioned as close to the signal input as possible and ahead of any other component.

Typical Applications



Visit us on the web at:
www.cooperbussmann.com

41206 8/06

© Cooper Electronic
Technologies 2006

North America

Cooper Electronic Technologies 1225 Broken Sound Parkway NW Suite F Boca Raton, FL 33487-3533 Tel: 1-561-998-4100 Fax: 1-561-241-6640 Toll Free: 1-888-414-2645	Cooper Bussmann P.O. Box 14460 St. Louis, MO 63178-4460 Tel: 1-636-394-2877 Fax: 1-800-544-2570
---	---

Europe

Cooper Electronic Technologies Cooper (UK) Limited Burton-on-the-Wolds Leicestershire • LE12 5TH UK Tel: +44 (0) 1509 882 737 Fax: +44 (0) 1509 882 786	Cooper Electronic Technologies Avda. Santa Eulalia, 290 08223 Terrassa, (Barcelona), Spain Tel: +34 937 362 812 +34 937 362 813 Fax: +34 937 362 719
--	--

Asia Pacific

Cooper Electronic Technologies 1 Jalan Kilang Timor #06-01 Pacific Tech Centre Singapore 159303 Tel: +65 278 6151 Fax: +65 270 4160
--