DRAWING MADE IN THIRD ANGLE PROJECTION

THIS DRAWING IS UNPUBLISHED. RELEASED FOR PUBLICATION ,19 .
© COPYRIGHT 19 BY AMP INCORPORATED. ALL INTERNATIONAL RIGHTS RESERVED.

LOC	DIST
BD	77

P	F	ZONE	LTR	DESCRIPTION	DATE	APPD
			J	SUPERSEDED -3 / PER EC 0020-587-96	27 FEB 97	RT
			K	REV PER EC 0G40-429-98	11 MAR 99	RT

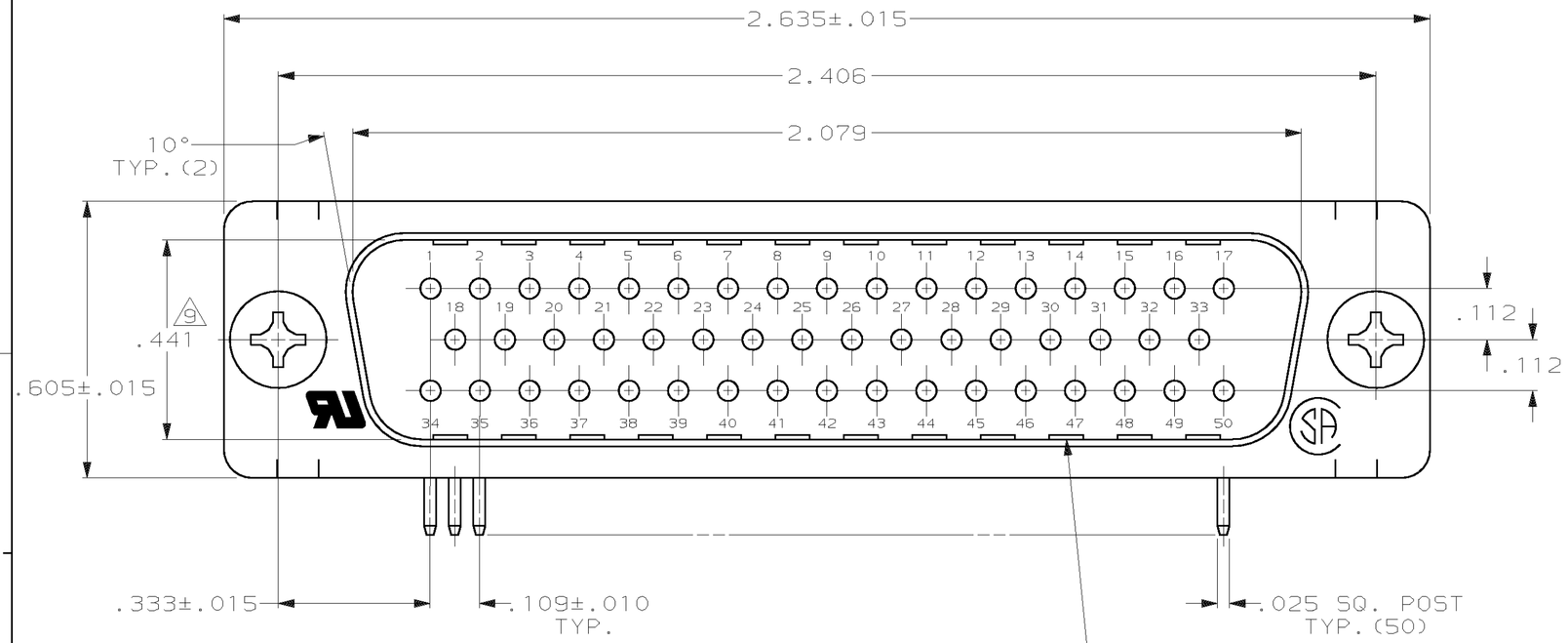

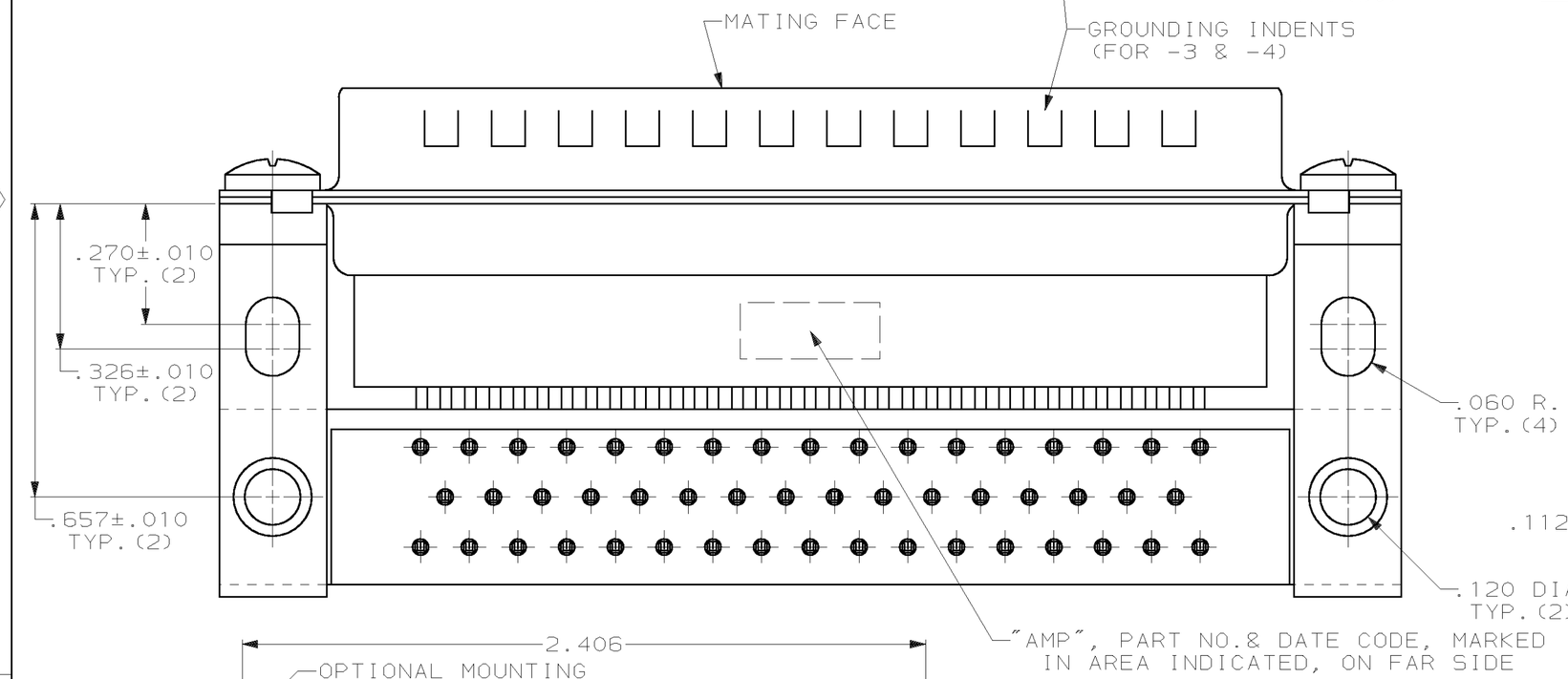

1. CONNECTOR MATES WITH ANY 50 POS. RECEPTACLE IN AMPLIMITE SERIES & COMPLIES WITH AMP SPEC. 108-40,005 WHERE APPLICABLE.
2. FLAME RETARDANT 94V-0 RATED THERMOPLASTIC; COLOR: BLACK.
3. STEEL PER ASTM A109.
4. BRASS PER MIL-C-50.
5. TIN PLATING PER MIL-T-10727, GOLD PLATING PER MIL-G-45204, NICKEL PLATING PER QQ-N-290.
6. TIN PLATED.
7. GOLD FLASH FOR A LENGTH OF .150 MIN FROM MATING END, .000100 MIN TIN-LEAD ON OPPOSITE END, BOTH OVER .000050 MIN NICKEL.
8. GOLD PLATED FOR LENGTH OF .150 MIN FROM MATING END, .000030 MIN GOLD IN MATED AREA, .000100 MIN TIN-LEAD ON OPPOSITE END, BOTH OVER .000050 MIN NICKEL.
9. THIS DIMENSION IS .436 FOR -3 & -4.

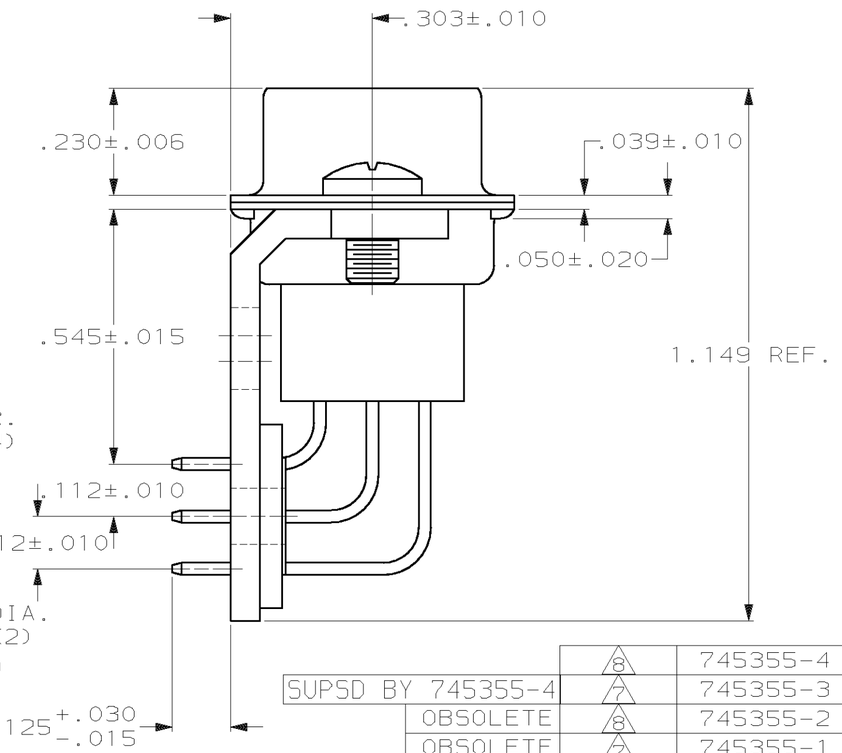

745355

	8	745355-4
SUPSD BY 745355-4	7	745355-3
OBSOLETE	8	745355-2
OBSOLETE	7	745355-1
	CONTACT FINISH	PART NO

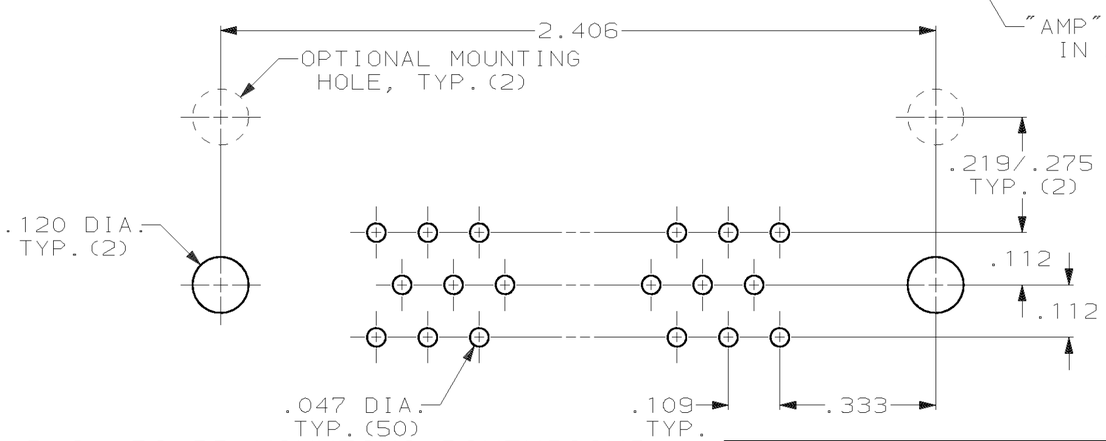

P.C. BOARD MOUNTING DIMENSIONS

THIS DRAWING IS A CONTROLLED DOCUMENT FOR AMP INCORPORATED. IT IS SUBJECT TO CHANGE AND THE CONTROLLING ENGINEERING ORGANIZATION SHOULD BE CONTACTED FOR THE LATEST REVISION.

DO NOT SCALE PRINT.
UNLESS SPECIFIED
DIMENSIONS IN INCHES
TOLERANCES ON :
2 PLC DEC ±-
3 PLC DEC ± .005
ANGLES ± 2°

MATERIAL
MOLDED PARTS: 2
SHELLS & BRACKETS: 3
CONTACTS: 4

FINISH 5
SHELLS & BRACKETS: 6
CONTACTS: SEE TABLE

DR 12-22-83 J.GERACE
CHK 12-22-83 J.GERACE
APPD 03-15-84 P.SWEIGARD
APPD 03-15-84 J.ASSINI
PRODUCT SPEC –
APPLICATION SPEC –
WEIGHT –

AMP Incorporated
Harrisburg, PA 17105-3608

NAME
PLUG ASSEMBLY, SIZE 5, 50 POSN, RIGHT ANGLE, .545 SERIES, .025 SQ. POSTS, AMPLIMITE™ HDP

SIZE	CAGE CODE	DRAWING NO
C	00779	C-745355
SCALE –		SHEET 1 OF 1

CUSTOMER DRAWING

AMP 1471-6 REV 3-92

11-MAR-99 14:06:59 amp34723 /home/ssrv026d/dsk04/dept4023/amp34723/edmmod