





Shielded Drum Core Inductor

PA4303.XXXNLT & PA4304.XXXNLT Series



-  **Height:** 4.5mm and 6.0mm Max
-  **Footprint:** 12.5 x 12.5 mm Max
-  **Current Range:** 0.32 to 8.5A
-  **Inductance Range:** 1uH to 1000uH

Electrical Specifications @ 25°C – Operating Temperature -40°C to 125°C

Pulse Part Number	Inductance (uH)	Rated Current (A) Max	DC Resistance (mΩ) Max	Package Size (mm)
PA4303.102NLT	1.0	7.8	8	12.5 x 12.5 x 4.5
PA4303.122NLT	1.2	7.5	9	12.5 x 12.5 x 4.5
PA4303.152NLT	1.5	7.2	11	12.5 x 12.5 x 4.5
PA4303.182NLT	1.8	6.5	12	12.5 x 12.5 x 4.5
PA4303.222NLT	2.2	6	13	12.5 x 12.5 x 4.5
PA4303.272NLT	2.7	5.7	16	12.5 x 12.5 x 4.5
PA4303.332NLT	3.3	5.4	18	12.5 x 12.5 x 4.5
PA4303.392NLT	3.9	5.1	21	12.5 x 12.5 x 4.5
PA4303.472NLT	4.7	4.8	22	12.5 x 12.5 x 4.5
PA4303.562NLT	5.6	4.3	23	12.5 x 12.5 x 4.5
PA4303.682NLT	6.8	4.2	26	12.5 x 12.5 x 4.5
PA4303.822NLT	8.2	4	31	12.5 x 12.5 x 4.5
PA4303.103NLT	10	3.9	39	12.5 x 12.5 x 4.5
PA4303.123NLT	12	3.4	44	12.5 x 12.5 x 4.5
PA4303.153NLT	15	3.2	55	12.5 x 12.5 x 4.5
PA4303.183NLT	18	2.9	65	12.5 x 12.5 x 4.5
PA4303.223NLT	22	2.5	75	12.5 x 12.5 x 4.5
PA4303.273NLT	27	2.25	86	12.5 x 12.5 x 4.5
PA4303.333NLT	33	2	112	12.5 x 12.5 x 4.5
PA4303.393NLT	39	1.9	121	12.5 x 12.5 x 4.5
PA4303.473NLT	47	1.8	166	12.5 x 12.5 x 4.5
PA4303.563NLT	56	1.7	182	12.5 x 12.5 x 4.5
PA4303.683NLT	68	1.55	205	12.5 x 12.5 x 4.5
PA4303.823NLT	82	1.35	243	12.5 x 12.5 x 4.5
PA4303.104NLT	100	1.2	299	12.5 x 12.5 x 4.5
PA4303.124NLT	120	1.1	358	12.5 x 12.5 x 4.5
PA4303.154NLT	150	0.95	462	12.5 x 12.5 x 4.5
PA4303.184NLT	180	0.85	507	12.5 x 12.5 x 4.5
PA4303.224NLT	220	0.8	663	12.5 x 12.5 x 4.5
PA4303.274NLT	270	0.65	741	12.5 x 12.5 x 4.5
PA4303.334NLT	330	0.55	936	12.5 x 12.5 x 4.5
PA4303.394NLT	390	0.5	1050	12.5 x 12.5 x 4.5
PA4303.474NLT	470	0.44	1300	12.5 x 12.5 x 4.5

Shielded Drum Core Inductor

PA4303.XXXNLT & PA4304.XXXNLT Series



Electrical Specifications @ 25°C — Operating Temperature -40°C to 125°C

Pulse Part Number	Inductance (uH)	Rated Current (A) Max	DC Resistance (mΩ) Max	Package Size (mm)
PA4303.564NLT	560	0.4	1530	12.5 x 12.5 x 4.5
PA4303.684NLT	680	0.37	1720	12.5 x 12.5 x 4.5
PA4303.824NLT	820	0.35	2210	12.5 x 12.5 x 4.5
PA4303.105NLT	1000	0.32	2670	12.5 x 12.5 x 4.5
PA4304.102NLT	1.0	8.5	11	12.5 x 12.5 x 6.0
PA4304.122NLT	1.2	8	12	12.5 x 12.5 x 6.0
PA4304.152NLT	1.5	7.5	13	12.5 x 12.5 x 6.0
PA4304.182NLT	1.8	7	14	12.5 x 12.5 x 6.0
PA4304.222NLT	2.2	6.5	15.5	12.5 x 12.5 x 6.0
PA4304.272NLT	2.7	6.1	16.5	12.5 x 12.5 x 6.0
PA4304.332NLT	3.3	5.7	18	12.5 x 12.5 x 6.0
PA4304.392NLT	3.9	5.25	19.5	12.5 x 12.5 x 6.0
PA4304.472NLT	4.7	4.7	20.5	12.5 x 12.5 x 6.0
PA4304.562NLT	5.6	4.7	21	12.5 x 12.5 x 6.0
PA4304.682NLT	6.8	4.4	14.3	12.5 x 12.5 x 6.0
PA4304.822NLT	8.2	4.25	19.5	12.5 x 12.5 x 6.0
PA4304.103NLT	10	4	25	12.5 x 12.5 x 6.0
PA4304.123NLT	12	3.5	27	12.5 x 12.5 x 6.0
PA4304.153NLT	15	3.3	30	12.5 x 12.5 x 6.0
PA4304.183NLT	18	3	34	12.5 x 12.5 x 6.0
PA4304.223NLT	22	2.8	50	12.5 x 12.5 x 6.0
PA4304.273NLT	27	2.3	51	12.5 x 12.5 x 6.0
PA4304.333NLT	33	2.1	57	12.5 x 12.5 x 6.0
PA4304.393NLT	39	2	68	12.5 x 12.5 x 6.0
PA4304.473NLT	47	1.8	75	12.5 x 12.5 x 6.0
PA4304.563NLT	56	1.7	110	12.5 x 12.5 x 6.0
PA4304.683NLT	68	1.5	120	12.5 x 12.5 x 6.0
PA4304.823NLT	82	1.4	140	12.5 x 12.5 x 6.0
PA4304.104NLT	100	1.3	160	12.5 x 12.5 x 6.0
PA4304.124NLT	120	1.1	170	12.5 x 12.5 x 6.0
PA4304.154NLT	150	1	230	12.5 x 12.5 x 6.0
PA4304.184NLT	180	0.9	290	12.5 x 12.5 x 6.0
PA4304.224NLT	220	0.8	400	12.5 x 12.5 x 6.0
PA4304.274NLT	270	0.75	460	12.5 x 12.5 x 6.0
PA4304.334NLT	330	0.68	510	12.5 x 12.5 x 6.0
PA4304.394NLT	390	0.65	690	12.5 x 12.5 x 6.0
PA4304.474NLT	470	0.58	770	12.5 x 12.5 x 6.0
PA4304.564NLT	560	0.54	860	12.5 x 12.5 x 6.0
PA4304.684NLT	680	0.41	1320	12.5 x 12.5 x 6.0

Shielded Drum Core Inductor

PA4303.XXXNLT & PA4304.XXXNLT Series



Electrical Specifications @ 25°C — Operating Temperature -40°C to 125°C

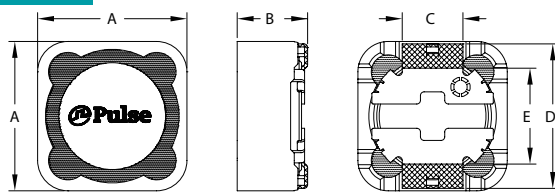
Pulse Part Number	Inductance (uH)	Rated Current (A) Max	DC Resistance (mΩ) Max	Package Size (mm)
PA4304.824NLT	820	0.38	1850	12.5 x 12.5 x 6.0
PA4304.105NLT	1000	0.36	2270	12.5 x 12.5 x 6.0

- NOTES:**
- Inductance tolerance is +/-30% for inductance values between 1uH and 8.2uH and +/-20% for values between 10uH and 1000uH.
 - Inductance is measured at 100kHz, 250mV for values between 1uH and 8.2uH and at 1kHz, 250mV for values between 10uH and 1000uH.
 - The rated current as listed is the rms or heating current that the part can withstand with acceptable temperature rise in typical applications. At the listed current the inductance typically drops to 85-90% of the no load value when measured at 25C.
 - The temperature of the component (ambient plus temperature rise) must be within the stated operating temperature.

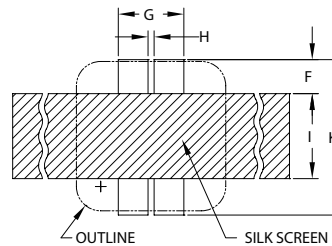
Mechanical

Schematic

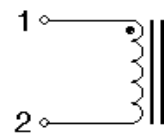
PA43XX.XXXNLT



FINAL OUTLINE

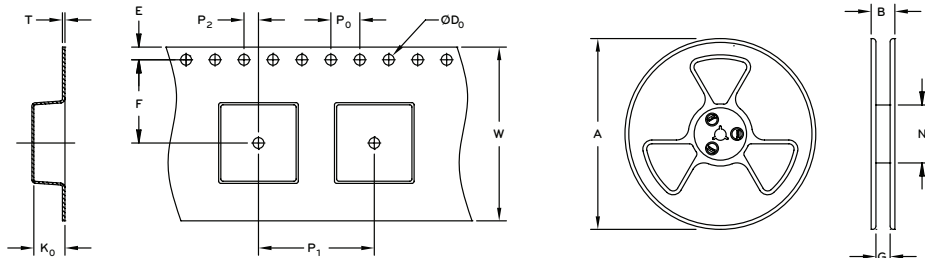


SUGGESTED PAD LAYOUT



Part Number	A (max)	B (max)	C	D	E	F	G	H	I	K
PA4303.XXXNLT	12.5	5.0	(5.0)	(12.0)	(7.6)	(2.8)	(5.4)	(0.5)	(7.0)	(12.8)
PA4304.XXXNLT	12.5	6.0	(5.0)	(12.0)	(7.6)	(2.8)	(5.4)	(0.5)	(7.0)	(12.8)

TAPE & REEL INFO



SURFACE MOUNTING TYPE, REEL/TAPE LIST

TYPE	REEL SIZE (mm)				TAPE SIZE (mm)									QTY
	A	B	G	N	E	F	D ₀	P	P ₀	P ₂	W	T	K ₀	PCS/REEL
PA4303.XXXNLT	Ø330	29	24.5	100	1.75	11.5	1.5	16	4	2	24	0.35	5.1	750
PA4304.XXXNLT	Ø330	29	24.5	100	1.75	11.5	1.5	16	4	2	24	0.35	6.1	600

For More Information

Pulse Worldwide Headquarters

15255 Innovation Drive Ste 100
San Diego, CA 92128
U.S.A.

Pulse Europe

Pulse Electronics GmbH
Am Rottland 12
58540 Meinerzhagen
Germany

Pulse China Headquarters

Pulse Electronics (ShenZhen) CO., LTD
D708, Shenzhen Academy of
Aerospace Technology,
The 10th Keji South Road,
Nanshan District, Shenzhen, P.R.
China 518057

Pulse North China

Room 2704/2705
Super Ocean Finance Ctr.
2067 Yan An Road West
Shanghai 200336
China

Pulse South Asia

135 Joo Seng Road
#03-02
PM Industrial Bldg.
Singapore 368363

Pulse North Asia

3F, No. 198
Zhongyuan Road
Zhongli City
Taoyuan County 32068
Taiwan

Tel: 858 674 8100
Fax: 858 674 8262

Tel: 49 2354 777 100
Fax: 49 2354 777 168

Tel: 86 755 33966678
Fax: 86 755 33966700

Tel: 86 21 62787060
Fax: 86 2162786973

Tel: 65 6287 8998
Fax: 65 6280 0080

Tel: 886 3 4356768
Fax: 886 3 4356823

Performance warranty of products offered on this data sheet is limited to the parameters specified. Data is subject to change without notice. Other brand and product names mentioned herein may be trademarks or registered trademarks of their respective owners. © Copyright, 2017. Pulse Electronics, Inc. All rights reserved.