版数 VER.	年月日 DATE	CN NO.	変更内容 DESCRIPTION	製図 DR.	担当 CHK.	査閲 APPD.	承認 APPD.
2	06/DEC/2016	019657	CORRECT AN ERROR		J.OOSAKA	—	Y.SAITOU

図面番号(DRAWING NO.) SJ117928

WISDOM承認 2016/12/07

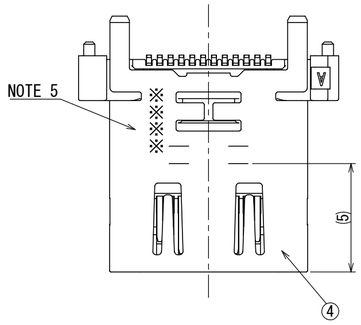

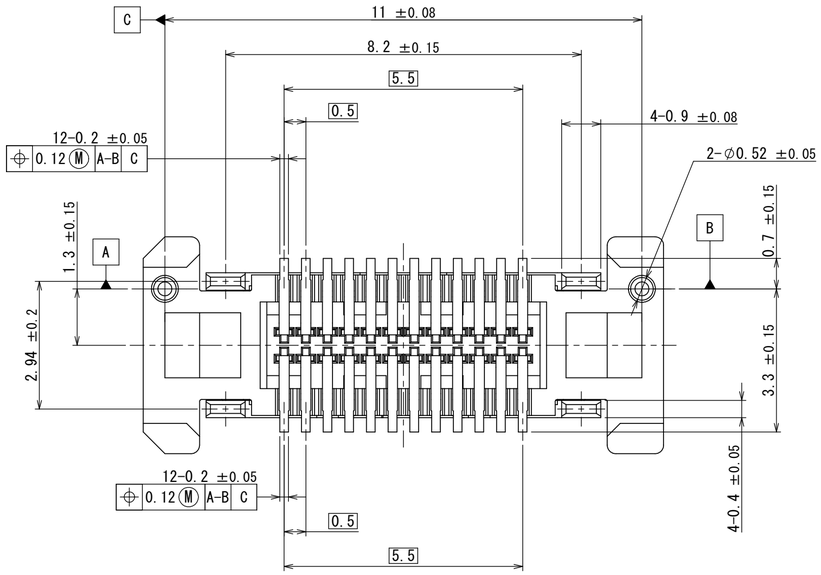

A
(10 : 1)

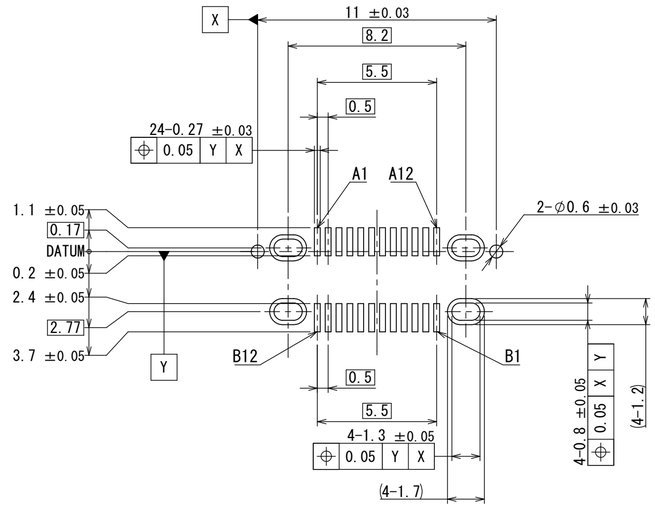

SURFACE VIEW FROM CONNECTOR MOUNTING SIDE.
APPLICABLE P.C.B DIMENSION (REF.)
適合基板寸法 (参考)

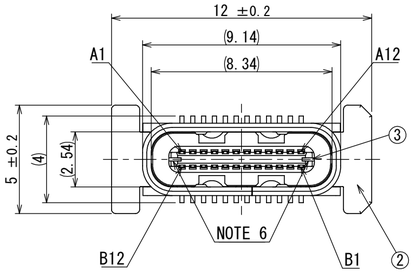

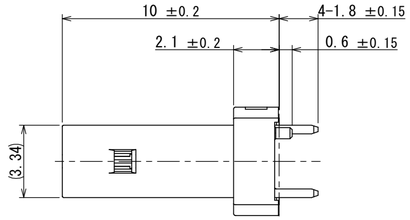

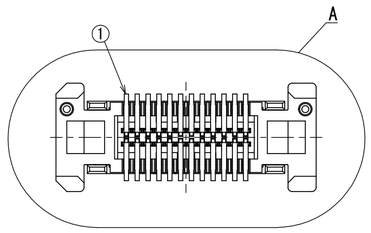

NOTE 1. COPLANARITY OF SMT TERMINAL SHALL BE 0.1 MAXIMUM.
NOTE 2. MATING DIMENSIONS CONSIST OF
"Universal Serial Bus Type-C Cable and Connector Specification Revision 1.1"
NOTE 3. THE SHELL LENGTH IS LESS THAN THE MINIMUM SPECIFIED BY THE USB TYPE C STANDARD.
AS SUCH IT CANNOT INDEPENDENTLY BE GURANTEED TO MEET ALL TYPE C MECHANICAL REQUIREMENTS.
REFERENCE THE USB TYPE C SPECIFICATION RELEASE 1.1, SECTION 3.2.1, NOTE 7.
NOTE 4. VACUUM AREA.
NOTE 5. LOT NO. IS MARKED AS SHOWN IN BELOW FIGURE MARKING.
(EX.)5 Y O 3
-5 :MANUFACTURE YEAR. (LAST 1 DIGIT OF A.D.)
-Y :MANUFACTURE MONTH. (JAN. TO SEP.:1 TO 9,OCT.:O,NOV.:X,DEC.:Y)
-03:MANUFACTURE DAY. (1 TO 31)
NOTE 6. METAL EXPOSED AREA SIZE COULD BE SLIGHTLY CHANGED BASED ON MOLDING PROCESS CONDITION IN EACHLOT,
HOWEVER THIS WOULD NOT AFFECT CONNECTOR FUNCTION.
NOTE 7. PIN ASSIGNMENT (FRONT VIEW)

Pin No.	A1	A2	A3	A4	A5	A6	A7	A8	A9	A10	A11	A12
	GND	TX1+	TX1-	V_{BUS}	CC1	D+	D-	SBU1	V_{BUS}	RX2-	RX2+	GND
	GND	RX1+	RX1-	V_{BUS}	SBU2	D-	D+	CC2	V_{BUS}	TX2-	TX2+	GND
Pin No.	B12	B11	B10	B9	B8	B7	B6	B5	B4	B3	B2	B1

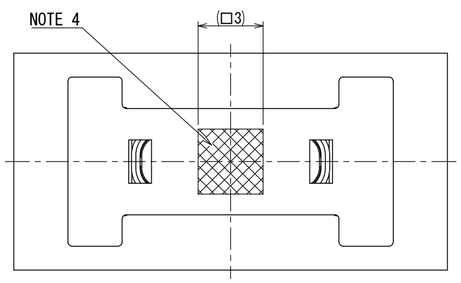

CAP ASSEMBLY AND MOUTING CONDITION (REF.)
(5 : 1)

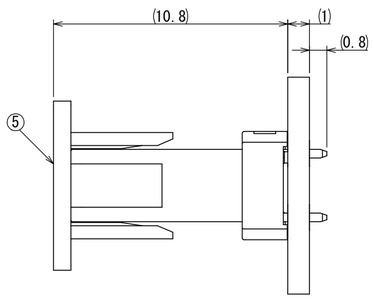

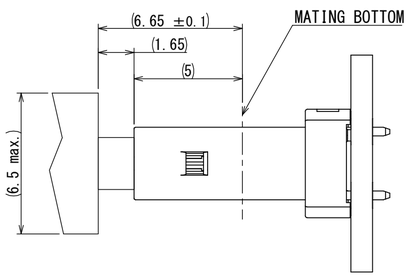

MATED CONDITION (REF.)
(2 : 1)

符号 NO.	名称 DESCRIPTION	個数 QTY.	材料 MATERIAL	仕上 FINISH	備考 REMARKS
5	CAP	1	THERMOPLASTIC RESIN	COLOR:BLACK	
4	SHELL	1	STAINLESS STEEL	NICKEL PLATING	
3	MID PLATE	1	STAINLESS STEEL	- △2	
2	INSULATOR	1	THERMOPLASTIC RESIN	COLOR:BLACK	
1	CONTACT	24	COPPER ALLOY	CONTACT AREA NICKEL:2μm MIN. PALLADIUM-NICKEL:0.75μm MIN. GOLD FLASH:0.05μm MIN. SOLDER TAILS: NICKEL:2μm MIN. GOLD FLASH:0.03μm MIN.	

仕様書(SPECIFICATION) JACS-30368	第1版(ORIGINAL DATE) 30/SEP/2016	尺度(SCALE) 5:1	シリーズ(SERIES) DX07
	製図 DR.	名称(TITLE) DX07S024WJ3	日本航空電子工業株式会社 JAPAN AVIATION ELECTRONICS INDUSTRY, LTD.
一般公差(GENERAL TOLERANCE) 寸法(DIMENSION) . ±0.8 .× ±0.4 .×× ±0.1 .××× ± 角度(ANGLES) ×° ± ×°×' ±	担当 CHK. J.OOSAKA		
	査閲 APPD. —		
	承認 APPD. Y.SAITOU		図面番号(DRAWING NO.) SJ117928
単位(UNIT):mm		質量(MASS)	SIZE A2 / 版数(VER.) 2

JAE-CONNECTOR.COM
Reference Only

JAE Connector DIV. Proprietary.Copyright(C) 2016, Japan Aviation Electronics Industry, LTD.

DGF-C-213H(12.08)

S/W