USED ON –

| TOOL NUMBER 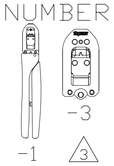 | WIRE SIZE $mm^2$ [AWG] 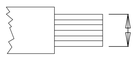 | INSULATION DIAMETER mm [in.] 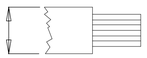 | INSUL. ADJ. | FLIP LOCATOR 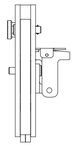 | STRIP LENGTH mm [in.] 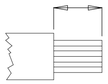 | CRIMP HEIGHT mm [in.] | CONTACT PART NUMBERS △1 LOOSE PIECE 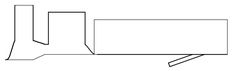 | STRIP FORM 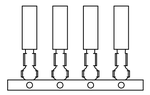 | CONTACT DESCRIPTION | APPLIC. SPECIFIC. |
|---|---|---|---|---|---|---|---|---|---|---|
| -1 △3 -3 | | | | | | | | | | |
| 91556-1<br>91556-3 | 0.12-0.38<br>[26-22] | 1.10-1.60<br>[.043-.063] | YES | NO | 3.2-3.7<br>[.126-.146] | 0.69-0.78<br>[.027-.031] | 170204-[ ] | 170262-[ ] | "EI" Series Contacts | 114-5035 |
| | 0.50-0.60<br>[20] | 1.25-1.90<br>[.049-.075] | | | | 0.83-0.93<br>[.033-.037] | | | | |
| 91562-1<br>91562-3 | 0.05-0.08<br>[28-30] | 1.00-1.20<br>[.039-.047] | NO | YES | 3.2-3.7<br>[.126-.146] | 0.60 ± 0.05<br>[.024 ± .002] | 170205-[ ] | 170263-[ ] | "EI" Series Contacts | 114-5035 |
| | 0.13<br>[26] | 1.10-1.30<br>[.043-.051] | | | | 0.66 ± 0.05<br>[.026 ± .002] | | | | |
| 91566-1<br>91566-3 | 0.14-0.22<br>[26-24] | 1.10-1.60<br>[.043-.063] | NO | NO | 3.2-3.7<br>[.126-.146] | 0.54-0.69<br>[.021-.027] | 170429-[ ] | 170376-[ ] | "EI" Series Contacts | 114-5035 |
| | 0.29-0.52<br>[22-20] | 1.25-1.90<br>[.049-.075] | | | | 0.68-0.83<br>[.027-.033] | | | | |
| 91570-1<br>91570-3 | 0.05-0.09<br>[30-28] | 1.00-1.20<br>[.039-.047] | NO | YES | 3.2-3.7<br>[.126-.146] | 0.52-0.63<br>[.020-.025] | 170430-[ ] | 170377-[ ] | "EI" Series Contacts | 114-5035 |
| | 0.12-0.15<br>[26] | 1.10-1.30<br>[.043-.051] | | | | 0.58-0.70<br>[.023-.028] | | | | |
| 91571-1<br>91571-3 | 0.12-0.22<br>[26-24] | 1.10-1.50<br>[.043-.051] | NO | NO | 2.5-3.5<br>[.098-.138] | 0.69-0.83<br>[.027-.033] | 170369-[ ] | 170354-[ ] | Low Profile "EI" Series Contacts | 114-5051 |
| | 0.30-0.35<br>[22] | 1.35-1.90<br>[.053-.075] | | | | 0.69-0.83<br>[.027-.033] | | | | |

△1 LIST OF APPLIED CONTACT PART NUMBERS MAY NOT BE COMPLETE AND IS SUBJECT TO CHANGE. FOR CURRENT INFORMATION ON TERMINAL PART NUMBERS, CONTACT THE TOOLING ASSISTANCE CENTER : 1-800-722-1111.

2. AMP, CERTI-CRIMP, and "EI" are trademarks.

△3 -1 IS A CERTICRIMP II HAND TOOL ASSEMBLY.
-3 IS A CERTICRIMP II HEAD SUB-ASSEMBLY.

4. THE HAND TOOL INSTRUCTION SHEET, ALSO KNOWN AS AN "IS", FOR MOST CERTI-CRIMP II TOOLS USE IS 408-8547. IF THE TOOL HAS A FLIP LOCATOR USE IS 408-10414.

| P | LTR | REVISION RECORD | DATE | DWN | APVD |
|---|---|---|---|---|---|
| | C1 | REVISED – NEW FORMAT | 2-2012 | MY | BAW |

DIMENSIONS: mm
TOLERANCES UNLESS OTHERWISE SPECIFIED:
0 PLC ± –
1 PLC ± –
2 PLC ± –
3 PLC ± –
4 PLC ± –
ANGLES ± –
SURFACE TEXTURE –√

# CERTI-CRIMP II DATA SHEET

| | | | |
|---|---|---|---|
| DWN M. YOUNGER 21FEB2012 | MATERIAL – – | HEAT TREAT – – | |
| CHK B.A.WOLFE 22FEB2012 | TE Connectivity | | |
| APVD B.A. WOLFE 22FEB2012 | | | |
| NAME CERTI-CRIMP II TOOL DATA SHEET EI SERIES CONNECTORS | | | |
| SCALE – | SIZE A1 | DRAWING NO 1583007 | SHEET 1 OF 1 REV C1 |

LOC A
DIST 00

3308-8 (3/11)

DIMENSIONING AND TOLERANCING PER ASME Y14.5M (ISO STANDARDS) THIS DRAWING IS A CONTROLLED DOCUMENT. 1583007 DWG NO

THIS INFORMATION IS CONFIDENTIAL AND PROPRIETARY TO TYCO ELECTRONICS CORPORATION AND ITS WORLDWIDE SUBSIDIARIES AND AFFILIATES. IT MAY BE DISCLOSED TO MEMBERS OF THE PUBLIC ONLY THAN TE PERSONNEL, WITHOUT AUTHORIZATION FROM TE (www.TE.com).