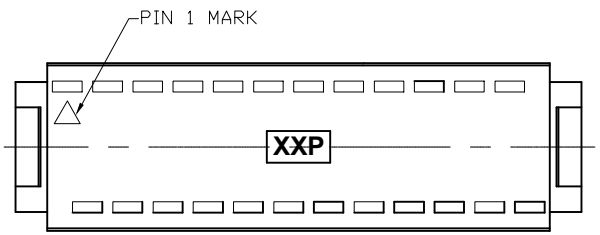

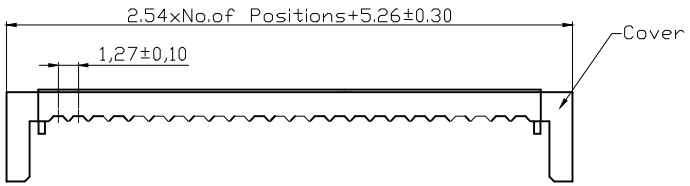

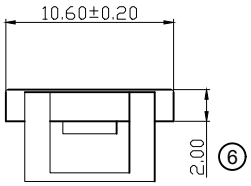

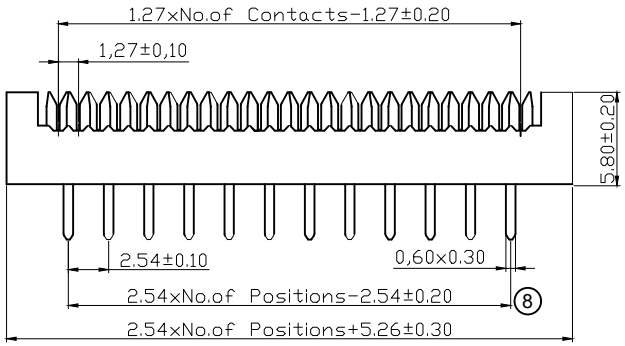

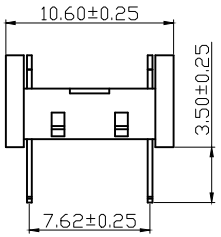

5

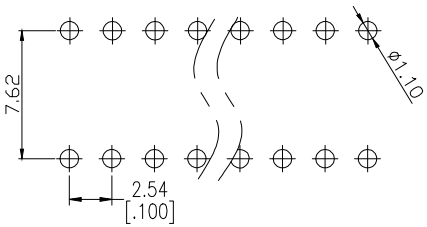

Recommended P.C.B Layout(Top Side)
(PCB BOARD TOLERANCE±0.05)

NOTES:

MATERIAL
1.Insulator Material:PBT+30%GF(UL94V-0),Black
2.Contact Material : Brass
3.Contact Plating : Sn Over Ni
ELECTRICAL
1.Current Rating : 3.0AMP
2.Withstand Voltage : 1000V AC/DC
4.Contact Resistance : 20mΩ max
5.Insulation Resistance: 1000MΩ min
7 6.Recommended Mating Wire:26~30AWG
ENVIRONMENTAL
1.Operation Temperature: -40°C to +105°C
2.Packing : Tray

Order Information(2.54x7.62):
contacts xx : 08,10,14,16,18,20

RoHS compliant

Scale	1:1
TOLERANCE	
X.X	±0.40
X.XX	±0.25
X.XXX	±0.15
Angle	±3°

Id.	Modification	Date	Name
8	Correct dimensioning	02.03.2023	Daniel
7	Add recommended mating wire AWG	22.02.2023	Daniel
6	Update	15.06.2018	Xavier
5	Add recommended PCB layout	16.07.2015	Ray
4	Add sheet 2	21.01.2010	Dean
3	Modify drawing	28.12.2009	Dean

	Name	Date
Drawn	Alex	25.01.2006
Approved	Daniel	02.03.2023

ASSMANN WSW components

Customer-No.

ASSMANN WSW-No.
ADIP xx Z-LC

Drawing-No.
ASS 2320 CO

rev08

Replace

Sheet
1/2

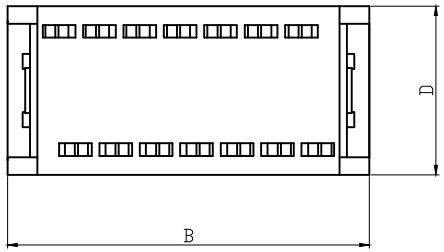

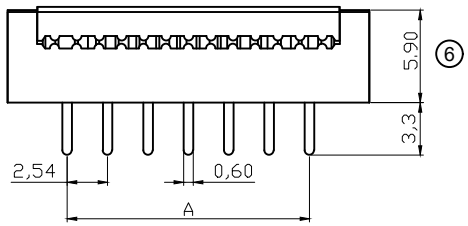

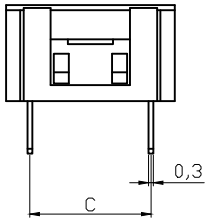

NOTES:

MATERIAL
1.Insulator Material:PBT+30%GF(UL94V-0),Black
2.Contact Material : Brass
3.Contact Plating : Sn Over Ni
ELECTRICAL
1.Current Rating : 1.0AMP
2.Withstand Voltage : 500V AC/DC
4.Contact Resistance : 30mΩ max at 1 AMP DC.
5.Insulation Resistance: 1000MΩ at 500 VDC
7 6.Recommended Mating Wire:26~30AWG
ENVIRONMENTAL
1.Packing : Tray

Order Information(2.54x15.24):
contacts xx : 24,28,40

6

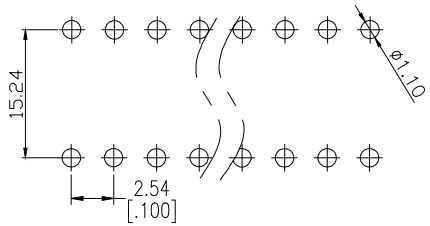

Recommended P.C.B Layout(Top Side)
(PCB BOARD TOLERANCE±0.05)

Dimensions (Pitch=15.24mm)

Positions	A	B	C	D
24	27.94	35.74	15.24	18.22
28	33.02	40.82	15.24	18.22
40	48.26	56.06	15.24	18.22

RoHS compliant

Scale	1:1
TOLERANCE	
X.	±0.38
X.X	±0.25
X.XX	±0.13
Angle	
X°	±3°
X.X°	±1°

Id.	Modification	Date	Name
8	Correct dimensioning	02.03.2023	Daniel
7	Add recommended mating wire AWG	22.02.2023	Daniel
6	Update	15.06.2018	Xavier
5	Add recommended PCB layout	16.07.2015	Ray
4	Add sheet 2	21.01.2010	Dean
3	Modify drawing	28.12.2009	Dean

	Name	Date
Drawn	Alex	25.01.2006
Approved	Daniel	02.03.2023

ASSMANN WSW components

Customer-No.

ASSMANN WSW-No.
ADIP xx Z-LC

Drawing-No.
ASS 2320 CO

rev08

Replace

Sheet
2/2