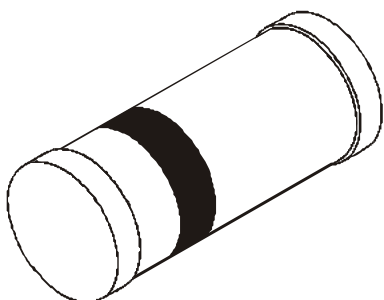


SILICON ZENER DIODES

CLL957A - CLL978A

SOD-80C



Operating and Storage Junction Temperature Range T_j, T_{stg} -65 to +200 °C

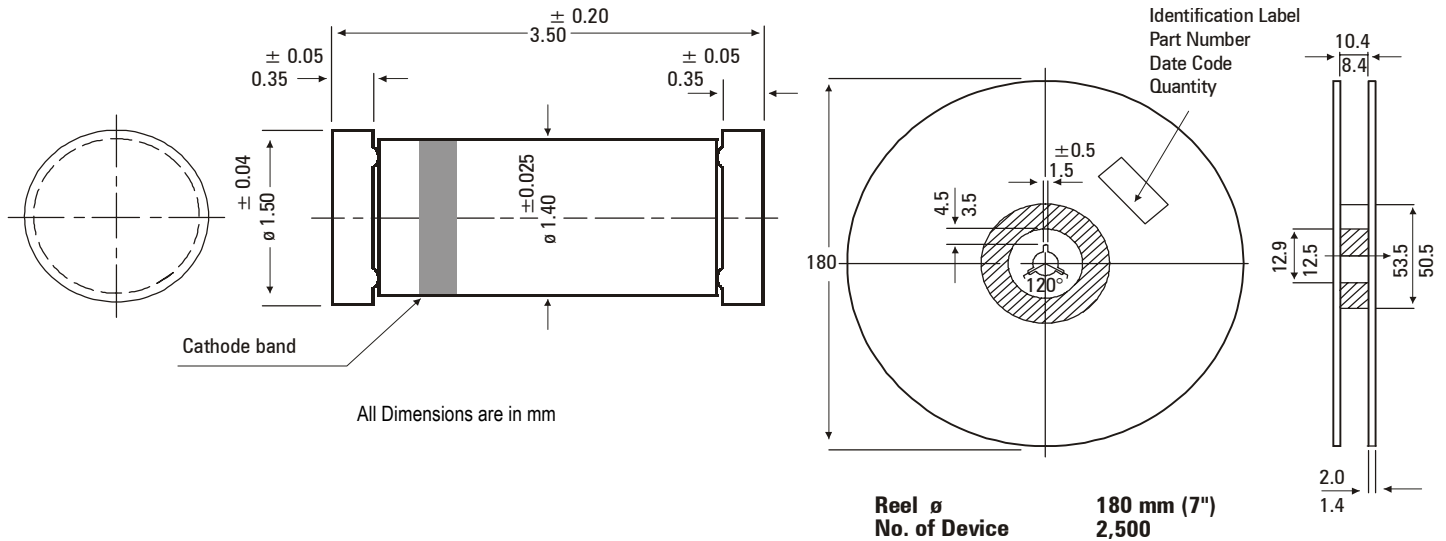
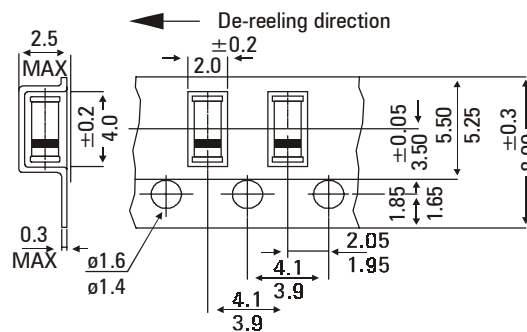
CLL957A to CLL978A, 500mW Hermetically Sealed, Glass Silicon Zener Diodes

Type No. (Note 1)	Nominal Zener Voltage V _Z (Note 1, 2) Volts	Test Current I _{ZT} (Note 2) mA	Max Zener Impedance (Note 4)			Maximum DC Zener Current I _{ZM} mA		Max Reverse Current		
			Z _{ZT} @ I _{ZT} Ohms	Z _{ZK} @ I _{ZK} Ohms	I _{ZK} mA			I _R Maximum μA	Test Voltage V _{DO} V _R	
						5%	10%			
CLL957A	6.8	18.5	4.5	700	1.0	47.0	61.0	150	5.2	4.9
CLL958A	7.5	16.5	5.5	700	0.5	42.0	55.0	75	5.7	5.4
CLL959A	8.2	15.0	6.5	700	0.5	38.0	50.0	50	6.2	5.9
CLL960A	9.1	14.0	7.5	700	0.5	35.0	45.0	25	6.9	6.6
CLL961A	10.0	12.5	8.5	700	0.25	32.0	41.0	10	7.6	7.2
CLL962A	11.0	11.5	9.5	700	0.25	28.0	37.0	5	8.4	8.0
CLL963A	12.0	10.5	11.5	700	0.25	26.0	34.0	5	9.1	8.6
CLL964A	13.0	9.5	13.0	700	0.25	24.0	32.0	5	9.9	9.4
CLL965A	15.0	8.5	16.0	700	0.25	21.0	27.0	5	11.4	10.8
CLL966A	16.0	7.8	17.0	700	0.25	19.0	37.0	5	12.2	11.5
CLL967A	18.0	7.0	21.0	750	0.25	17.0	23.0	5	13.7	13.0
CLL968A	20.0	6.2	25.0	750	0.25	15.0	20.0	5	15.2	14.4
CLL969A	22.0	5.6	29.0	750	0.25	14.0	18.0	5	16.7	15.8
CLL970A	24.0	5.2	33.0	750	0.25	13.0	17.0	5	18.2	17.3
CLL971A	27.0	4.6	41.0	750	0.25	11.0	15.0	5	20.6	19.4
CLL972A	30.0	4.2	49.0	1000	0.25	10.0	13.0	5	22.8	21.6
CLL973A	33.0	3.8	58.0	1000	0.25	9.2	12.0	5	25.1	23.8
CLL974A	36.0	3.4	70.0	1000	0.25	8.5	11.0	5	27.4	25.9
CLL975A	39.0	3.2	80.0	1000	0.25	7.8	10.0	5	29.7	28.1
CLL976A	43.0	3.0	93.0	1500	0.25	7.0	9.6	5	32.7	31.0
CLL977A	47.0	2.7	105.0	1500	0.25	6.4	8.8	5	35.8	33.8
CLL978A	51.0	2.5	125.0	1500	0.25	5.9	8.1	5	38.8	36.7

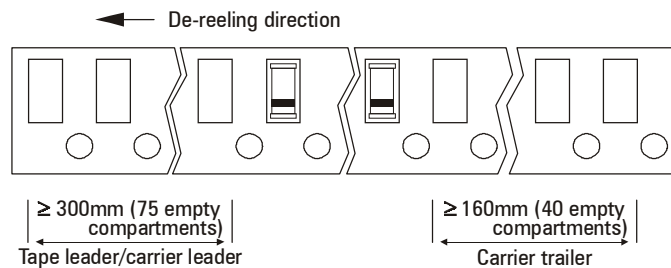
Polarity : Cathode indicated by colour band.

Note 1 : CLL957 Series : Suffix A $\pm 10\%$ tolerance; Suffix B $\pm 5\%$ tolerance. **Note 2 :** Pulse test : $20ms \leq t_p \leq 50ms$.

CLL957Rev 310101

SOD 80C (LL-34) Mini MELF Hermetically Sealed Glass Package**TAPE & REEL****Notes:**

1. Maximum of 0.5% of the total number of components per reel may be missing-exclusively at the beginning and at the end of the reel.
2. A maximum of three consecutive components may be missing, provided this gap is followed by six consecutive components.



All Dimensions are in mm

Drawings are not to scale**Packing Detail**

PACKAGE	STANDARD PACK		INNER CARTON BOX		OUTER CARTON BOX		
	Details	Net Weight/Qty	Size	Qty	Size	Qty	Gr Wt
SOD-80C T&R	2.5K/reel	225 gm/2.5K pcs	9" x 9" x 9"	40K	18" x 12" x 10" 19" x 19" x 20"	80K 320K	7.2 kgs 28.8 kgs

Component Disposal Instructions

1. CDIL Semiconductor Devices are RoHS compliant, customers are requested to please dispose as per prevailing Environmental Legislation of their Country.
2. In Europe, please dispose as per EU Directive 2002/96/EC on Waste Electrical and Electronic Equipment (WEEE).

Customer Notes

Disclaimer

The product information and the selection guides facilitate selection of the CDIL's Semiconductor Device(s) best suited for application in your product(s) as per your requirement. It is recommended that you completely review our Data Sheet(s) so as to confirm that the Device(s) meet functionality parameters for your application. The information furnished in the Data Sheet and on the CDIL Web Site/CD are believed to be accurate and reliable. CDIL however, does not assume responsibility for inaccuracies or incomplete information. Furthermore, CDIL does not assume liability whatsoever, arising out of the application or use of any CDIL product; neither does it convey any license under its patent rights nor rights of others. These products are not designed for use in life saving/support appliances or systems. CDIL customers selling these products (either as individual Discrete Semiconductor Devices or incorporated in their end products), in any life saving/support appliances or systems or applications do so at their own risk and CDIL will not be responsible for any damages resulting from such sale(s).

CDIL strives for continuous improvement and reserves the right to change the specifications of its products without prior notice.



CDIL is a registered Trademark of
Continental Device India Limited

C-120 Naraina Industrial Area, New Delhi 110 028, India.

Telephone + 91-11-2579 6150, 4141 1112 Fax + 91-11-2579 5290, 4141 1119

email@cdil.com www.cdilsemi.com