



AMETEK LAMB ELECTRIC

Product Bulletin

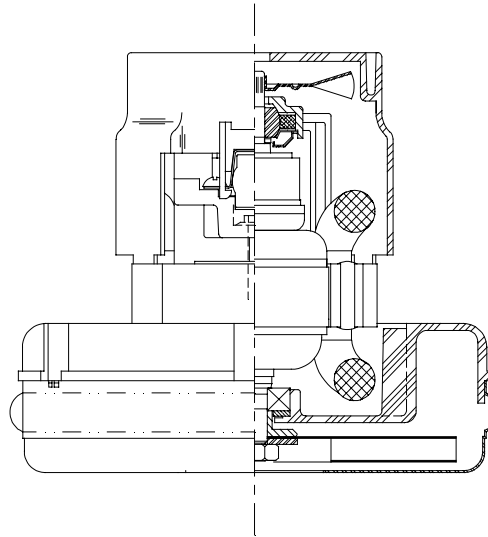
Model: 116325-00

DESCRIPTION

- One stage
- 120 volts
- 5.7"/145 mm diameter
- Ball/Sleeve bearings
- Single speed
- Peripheral bypass discharge
- Thermoset fan end bracket
- Aluminum commutator bracket

DESIGN APPLICATION

- Equipment operating in environments requiring separation of working air from motor ventilating air
- Designed to handle clean, dry, filtered air only



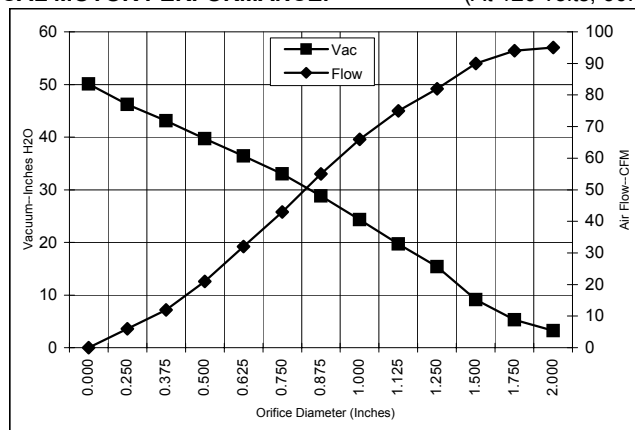
SPECIAL FEATURES

- Suitable for 120 volt AC operation, 50/60 Hz
- UL recognized, category PRGY2 (E47185)
- CSA certified, class 1611 01 (LR31393)
- Provision for grounding
- Skeleton-frame design
- The Lamb Electric vacuum motor line offers a wide range of performance levels to meet design needs

TYPICAL MOTOR PERFORMANCE.*

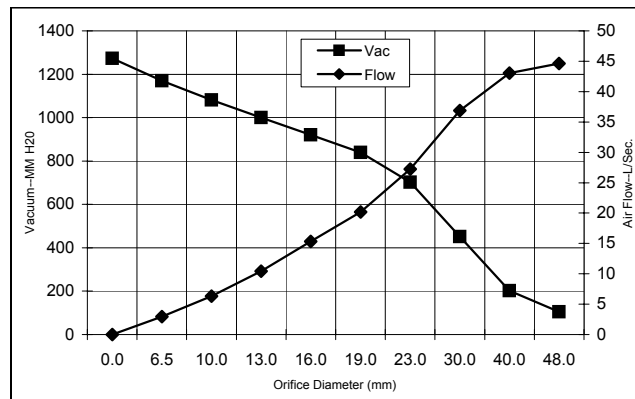
(At 120 volts, 60Hz, test data is corrected to standard conditions of 29.92 Hg, 68° F.)

ASTM
DATA



Orifice (Inches)	Amps	Watts (In)	RPM	Vac (In.H2O)	Flow (CFM)	Air Watts
2.000	5.7	660	18600	3.2	95.0	36
1.750	5.7	657	18558	5.3	94.0	58
1.500	5.7	660	18583	9.1	90.0	96
1.250	5.7	658	18592	15.4	82.0	147
1.125	5.7	652	18700	19.7	75.0	173
1.000	5.6	645	18892	24.3	66.0	188
0.875	5.5	630	19292	28.8	55.0	186
0.750	5.3	605	19750	33.0	43.0	167
0.625	5.0	577	20383	36.4	32.0	135
0.500	4.7	544	21192	39.7	21.0	98
0.375	4.4	516	22008	43.1	12.0	62
0.250	4.2	493	22708	46.2	6.0	31
0.000	4.0	471	23292	50.1	0.0	0

METRIC
DATA



Orifice (mm)	Amps	Watts (In)	RPM	Vac (mm H2O)	Flow (L/Sec)	Air Watts
48.0	5.7	659	18582	105	44.6	46
40.0	5.7	659	18576	202	43.0	85
30.0	5.7	655	18651	451	36.9	161
23.0	5.5	634	19192	703	27.3	187
19.0	5.2	604	19763	840	20.2	166
16.0	5.0	578	20358	921	15.3	136
13.0	4.7	547	21111	1000	10.4	102
10.0	4.5	520	21886	1082	6.3	67
6.5	4.2	494	22673	1170	3.0	33
0.0	4.0	471	23292	1273	0.0	0

Note: Metric performance data is calculated from the ASTM data above.

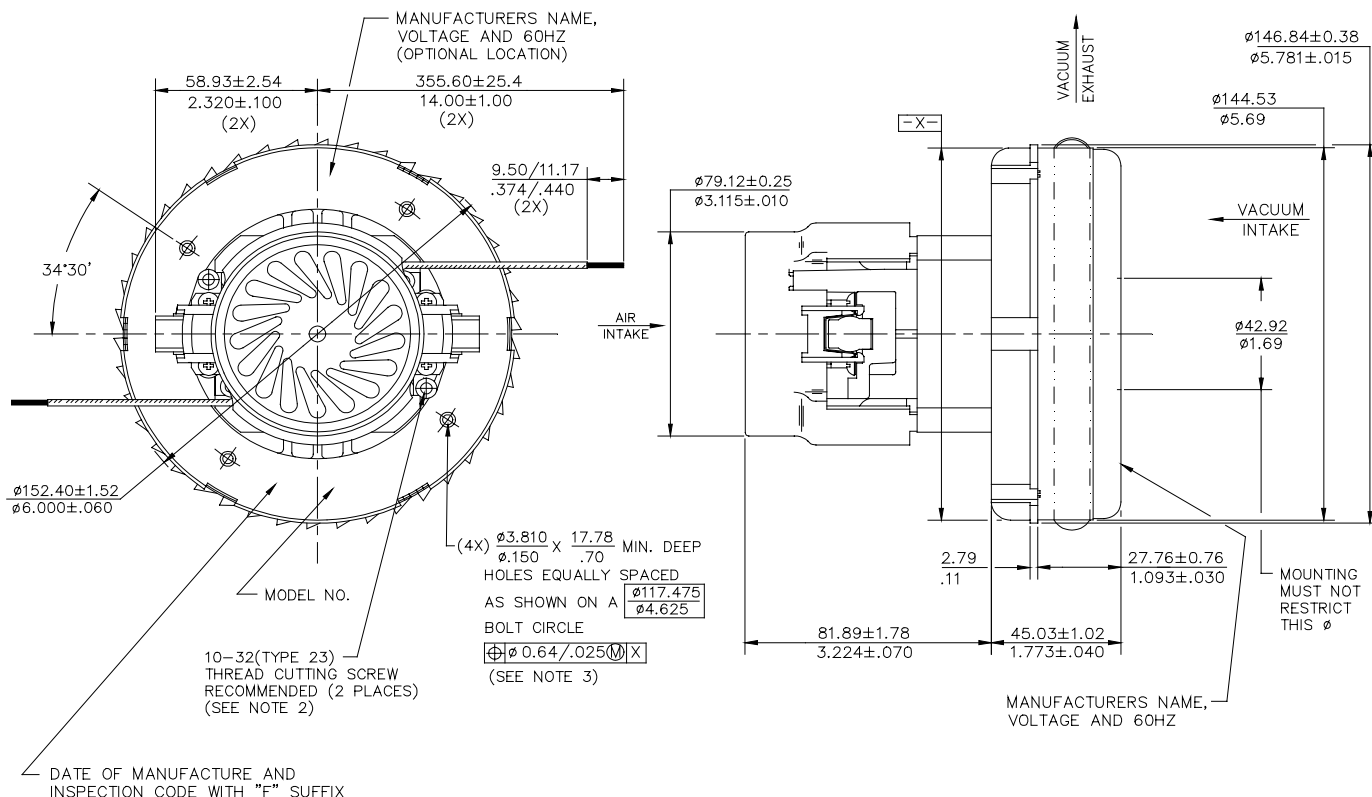
* Data represents performance of a typical motor sampled from a large production quantity. Individual motor data may vary due to normal manufacturing variations.

Test Specs:	120 volts	Minimum Sealed Vacuum:	49.0"	ORIFICE:	7/8"	Minimum Vacuum:	29.0"	Maximum Watts:	850
-------------	-----------	------------------------	-------	----------	------	-----------------	-------	----------------	-----

DIMENSIONS

NOTES:

1. LEADS: 18 GA STRANDED, LEADS CAN BE ANY COLOR EXCEPT GREEN OR GREEN WITH YELLOW STRIPE.
2. GROUNDING OR EARTHING PROVISIONS: USE HOLES AS INDICATED FOR GROUNDING OR EARTHING.
REFER TO APPROPRIATE LISTING OR REGULATORY AGENCY FOR PROPER METHOD OF GROUNDING OR EARTHING.
3. RECOMMENDED SCREW SIZE 10-16 TYPE BT OR TYPE 25 THREAD CUTTING SCREW. MAXIMUM PENETRATION 17.40/.685.



IMPORTANT NOTE: Pictorial and dimensional data are subject to change without notice. Contact factory for current revision levels.

WARNING - When using AMETEK Lamb Electric bypass motors in machines that come in contact with foam, liquid (including water), or other foreign substances, the machine must be designed and constructed to prevent those substances from reaching the fan system, motor housing, and electrical components. Lamb Electric vacuum motors other than hazardous duty models should not be applied in machines that come in contact with dry chemicals or other volatile materials. Failure to observe these precautions could cause flashing (depending on volatility) or electrical shock which could result in property damage and severe bodily injury, including death in extreme cases. All applications incorporating Lamb Electric motors should be submitted to appropriate organizations or agencies for testing specifically related to the safety of your equipment.

AMETEK/Lamb Electric Division
627 Lake Street
Kent, Ohio 44240
U.S.A.
Tel: (330) 673-3451
Fax: (330) 673-8994

Ametek GmbH
P. O. Box 1251
D-71667 Marbach
Germany
Phone: + 49-714-484-9512
Fax: + 49-714-484-9513

AMETEK/Singapore Private Limited
10 Ang Mo Kio Street 65
05-12 Techpoint
Singapore 2056
Tel: + 65-484-2388
Fax: + 65-481-6588