DIALIGHT PART NUMBER	LED COLOR	
	POSITION 1	POSITION 2
553-2203F	BLANK	YELLOW
553-2211F	RED	RED
553-2212F	RED	GREEN
553-2222F	GREEN	GREEN
553-2223F	GREEN	YELLOW
553-2232F	YELLOW	GREEN
553-2233F	YELLOW	YELLOW

RoHS Compliant 553-22XXF Thru Hole Bi-level CBI

Part Numbers with the "F" suffix ending are RoHS Compliant.
Example: 553-2203F
The bag packaging is marked with "RoHS Compliant" label or equivalent markings.
Parts can be wave soldered, dip soldered or hand soldered using typical lead-free soldering process with max 260°C temp. for 5 sec.

REV	ECN NO	REVISIONS	DRN	CKD	APP	DATE
A	——	NEW RELEASE	TWC	TC	N.O.	7-11-05
B	——	553-2233F IN RoHS COMPLIANT NOTE TITLE WAS 550-2233F	TWC	——	——	——
C	——	ADDED P/N'S 553-2203F, -2211F, -2212F, 2222F,- 2223F, -2232F TO DRAWING; ADDED DUAL DIMS, LED SCHEMATIC, ESDS LOGO NOTE 3 & 5 TO DRAWING.	AJF	KLJ	NO	12-10-09

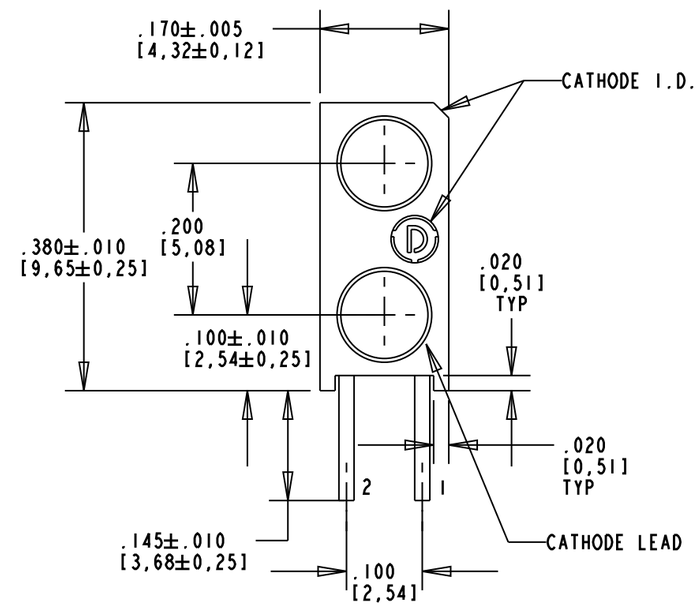

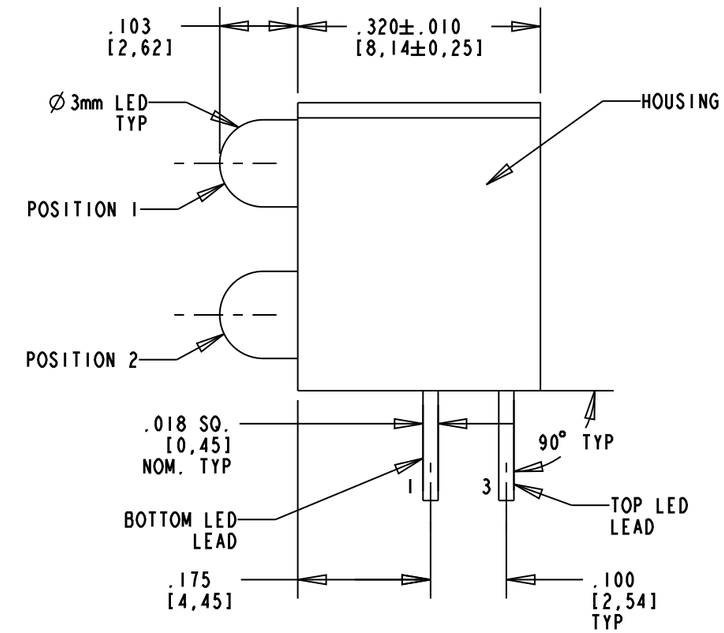

OPERATING TEMPERATURES AT 25°C AMBIENT						
CHARACTERISTICS	COLOR	MIN	TYP	MAX	UNITS	TEST CONDITIONS
LUMINOUS INTENSITY	YELLOW	10	30	50	mcd	I_F = 10mA
	RED	8.7	29			
	GREEN	32	50			
FORWARD VOLTAGE	YELLOW		2.1	2.8	V	I_F = 20mA
	RED		2.0	2.8		
	GREEN		2.1	2.8		
PEAK WAVELENGTH	YELLOW		585		nm	
	RED		635			
	GREEN		565			
DOMINANT WAVELENGTH	YELLOW		588		nm	
	RED		623			
	GREEN		569			
REVERSE CURRENT	YELLOW			100	μA	V_R = 5V
	RED			100		
	GREEN			100		
VIEWING ANGLE	ALL	45			DEGREES	

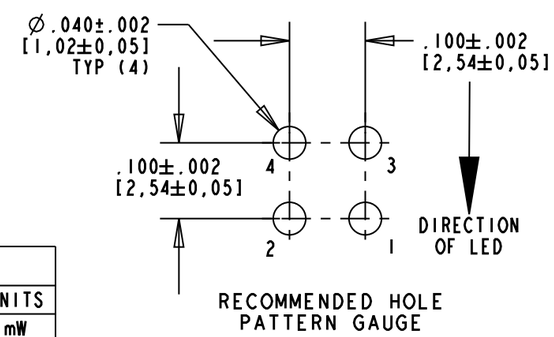

NOTES:

1. LEADS TO BE FIT INTO HOLES .040 DIA. SPACED AS PER PATTERN.
2. LEAD DIMENSIONS MEASURED AT HOUSING EXIT.
3. UNITS TO BE PACKED IN MULTIPLES OF FIVE.
4. PIN NUMBERS FOR REFERENCE ONLY, DESIGNATION NON-EXISTENT ON PART.
5. DIALIGHT PART NUMBER 553-22XXF.
6. THIS ASSEMBLY CONTAINS ELECTROSTATIC DISCHARGE SENSITIVE DEVICES (ESDS). MAINTAIN ALL PRECAUTIONARY MEASURES DURING ASSEMBLY, HANDLING, AND STORAGE IN ACCORDANCE WITH IPC-A-610.

ABSOLUTE MAXIMUM RATING AT 25 °C AMBIENT				
CHARACTERISTICS	YELLOW	RED	GREEN	UNITS
POWER DISSIPATION	60	100	100	mW
DERATE LINEARLY FROM 50°C	0.25	0.4	0.4	mA/°C
CONTINUOUS FORWARD CURRENT	20	30	30	mA
PEAK FORWARD CURRENT (1/10 DUTY CYCLE, 0.1 μs PULSE WIDTH)	80	120	120	mA
REVERSE VOLTAGE	5			V
LEAD SOLDERING TEMPERATURE, 5 SEC., 1/16" FROM BODY	260			°C
OPERATING TEMPERATURE	-55° TO +100			°C
STORAGE TEMPERATURE	-55 TO +100			°C

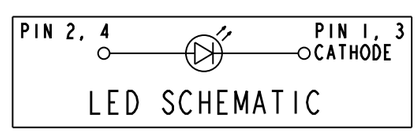

ATTENTION:
OBSERVE PRECAUTIONS FOR HANDLING ELECTROSTATIC SENSITIVE DEVICES

THIS DRAWING AND THE CONTENTS HEREIN ARE CONFIDENTIAL AND THE SOLE PROPERTY OF DIALIGHT. REPRODUCTION OF THIS DRAWING OR CONSTRUCTION OF ANY PARTS WITHIN THIS DRAWING ARE FORBIDDEN WITHOUT THE WRITTEN CONSENT OF DIALIGHT.

SCALE: DRAWING SCALE
ALL DIM'S IN: INCHES (MM)
TOLERANCES: UNLESS OTHERWISE SPECIFIED
FRACTIONS: ±1/64
DECIMALS (.XX): ±.02
DECIMALS (.XXX): ±.015
ANGLES: ±3°
FINISH:
FSCM 83330

DRAWING NUMBER: C-17265
REV: C
TITLE: 3 mm BI-LEVEL Y-Y, RoHS COMPLIANT
MATERIAL

Dialight
1501 ROUTE 34 SOUTH
FARMINGDALE, NJ 07727

SHEET 1 OF 1
FAMILY TABLE: