DWG. NO. SD-5513-NAPB

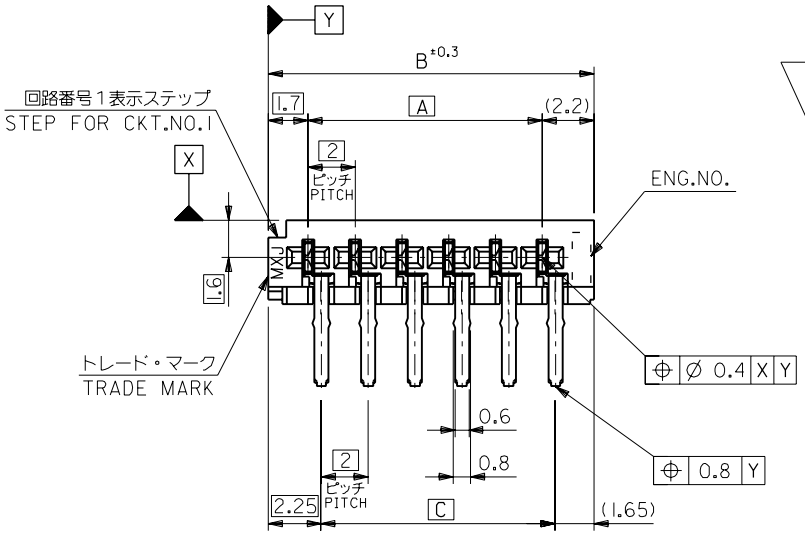

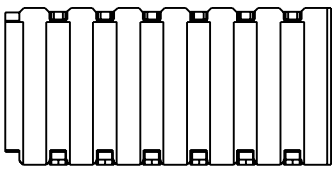

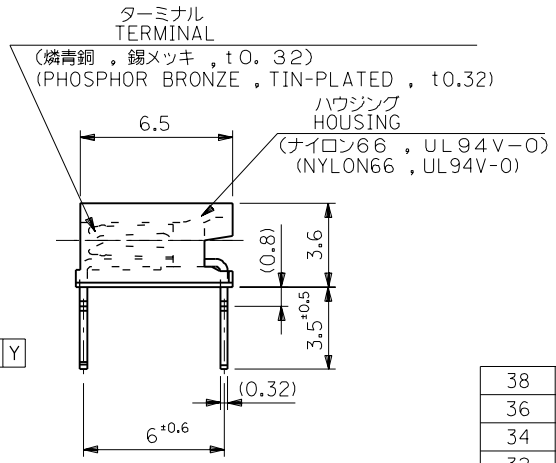

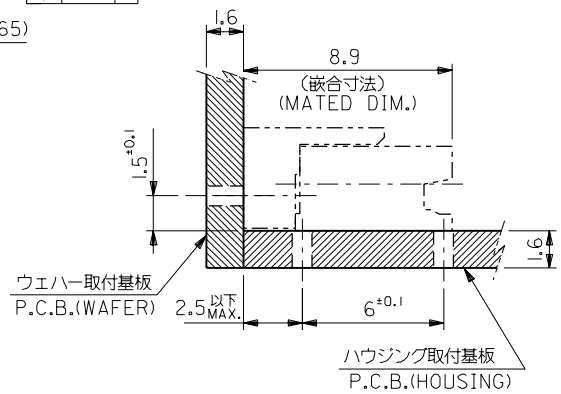

基板取付推奨レイアウト
P.C.BOARD POSITIONING WHEN MATED

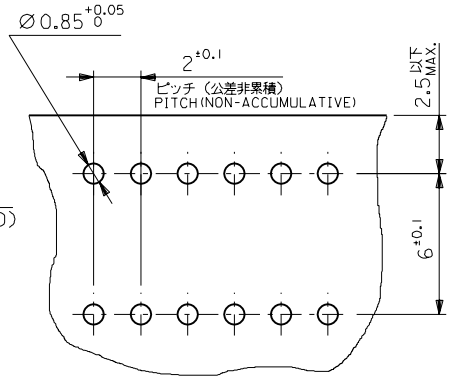

基板取付穴推奨寸法
RECOMMENDED P.C.BOARD HOLE DIM.

C	B	A	EDP NO.	ENG. NO.	極数 CKT.
38	41.9	38	39-51-3200	5513-20APB	20
36	39.9	36	-3190	-19APB	19
34	37.9	34	-3180	-18APB	18
32	35.9	32	-3170	-17APB	17
30	33.9	30	-3160	-16APB	16
28	31.9	28	-3150	-15APB	15
26	29.9	26	-3140	-14APB	14
24	27.9	24	-3130	-13APB	13
22	25.9	22	-3120	-12APB	12
20	23.9	20	-3110	-11APB	11
18	21.9	18	-3100	-10APB	10
16	19.9	16	-3090	-09APB	9
14	17.9	14	-3080	-08APB	8
12	15.9	12	-3070	-07APB	7
10	13.9	10	-3060	-06APB	6
8	11.9	8	-3050	-05APB	5
6	9.9	6	-3040	-04APB	4
4	7.9	4	-3030	-03APB	3
2	5.9	2	39-51-3020	5513-02APB	2

注記
NOTE

1. 嵌合相手 : 5512-NA
   MATES WITH 5512-NA

角度 ANGLE	±3°
30以上 OVER	±0.3
10以上 OVER 30未満 UNDER	±0.25
10未満 UNDER	±0.2
一般公差 GENERAL TOLERANCES	

記号 LTR	変更内容 REVISION RECORD	DR. CHK.	日付 DATE
E	再作図 REDRAWN (JC60218)	T.Y H.H	'95/10/16

材料 MATERIAL: 図中参照 DESCRIBED IN THE DRAWING
仕上げ FINISH: —
適用電線範囲 WIRE RANGE: —
被覆外径 INS. RANGE: —

DRAWN BY '95/10/16 T.YASUI
CHK'D BY '95/10/17 H.HIRAMOTO
APP'D BY '95/10/17 M.FUKUSHIMA
尺度 SCALE 5 : 1

MOLEX-JAPAN CO.,LTD. 日本モレックス株式会社

REVISE ONLY ON CAD SYSTEM

TITLE 名称
2.0 BOARD TO BOARD
CONN. HSG. ASSY

DWG. NO. SD-5513-NAPB
REV E

:MM DIMENSIONS IN METRIC DO NOT SCALE DRAWING

THIS DRAWING CONTAINS INFORMATION THAT IS PROPRIETARY TO MOLEX(JAPAN) AND SHOULD NOT BE USED WITHOUT WRITTEN PERMISSION
本図面は日本モレックス（株）の所有する情報を含むもので当社の許可なく複製を禁止する。

EN-01C(032)MXJ-32

5513.SO