MEAN WELL LED DRIVER CATALOG

MEAN WELL

June
2020

Your Reliable Power Partner

Standard LED Driver Manufacturer

2020 JUNE

INDEX

: Premium series
: The best cost-performance series
C.P : Constant Power Mode
C.C : Constant Current Mode
C.V : Constant Voltage Mode

Plastic Case (Non PFC)

AP	C.V mode APV-08/12/16/25/35 APV-08E/12E/16E C.C mode APC-08/12/16/25/35 APC-08E/12E/16E	6~8
LP	C.V mode LPL-18,LPH-18,LPVL-150 LPV-20/35/60/100/150 C.C mode LPHC-18 LPC-20/35/60/100/150	9~12

Plastic Case (with PFC+Cable)

NPF	C.V+C.C mode NPF-40/60/90/120(D)	14
LPF	C.V+C.C mode LPF-16(D)/25(D)/40(D) LPF-60(D)/90(D) LPFH-60(D)	15~16
PWM	C.V mode. PWM style output PWM-40/60(DA)/90(DA) PWM-120(DA)/200(DA) PWM-60/120/200BLE	17~18
PWM-KN	C.V mode PWM style output PWM-60/120/200KN	17~18
ODLV	C.V mode. PWM style output ODLV-45(A)/65(A)	19
ODLC	C.C mode ODLC-45(A)/65(A) ODLC-45(DA)/65(DA)	20
PLD	C.C mode PLD-16/25/40/60	21
PCD	C.C mode. AC Phase-cut Dim PCD-16/25/40/60	22
PLN	C.C mode PLN-20/30/45/60 C.V+C.C mode PLN-100	23
HLN	C.V+C.C mode HLN-40H/60H/80H	24
OWA	C.V+C.C mode OWA-60/90/120 E/U	25
GSV	C.V mode. GSV30/60	26

Plastic Case with Terminal Block (with PFC)

SLD	C.V+C.C mode SLD-50/80	28
LDC	C.P mode LDC-35(DA)/55(DA)/80(DA)	29
LCM	C.C mode LCM-25/40/60(DA/BLE) LCM-40EO/60EO LCM-40UDA/60UDA LCM-40UEO/60UEO	30~31
LCM-KN	C.C mode. KNX LED Driver LCM-25/40/60-KN	32
IDLV	C.V mode. PWM style output IDLV-25/45/65(A)	33
IDLC	C.C mode IDLC-25/45/65(A), IDLC-45/65-DA	34
PLM(-E)	C.C mode PLM-12/25(E)	35~36
PLC	C.C mode PLC-30/45/60 C.V+C.C mode PLC-100	37

Metal Case (with PFC)

XLG	C.P mode XLG-25/50/75/100(I) XLG-150/200/240(I)	39~41
ELG	C.V+C.C mode ELG-75/100/150/200 ELG-240/300	42~44
ELG-C	C.C mode ELG-75/100/150/200-C ELG-240-C ELGT-150-C(class II)	45~47
ELGC	C.P mode ELGC-300	47
HLG	C.V+C.C mode HLG-40/60H HLG-80/100/120H HLG-150/185/240H HLG-320/480/600H	49~53
HLG-C	C.C mode HLG-60/80/120H-C HLG-185/240H-C HLG-320/480H-C	54~56
HVG	C.V+C.C mode HVG-65/100 HVG-150/240 HVG-320/480	57~59
HVGC	C.C mode HVGC-65/100/150 HVGC-240/320 C.P mode HVGC-480/650 HVGC-1000	60~63
FDL	C.C mode FDL-65 C.P mode FDLC-80/100 FDHC-100	64

Circular Metal Case (with PFC)

XBG	C.P mode XBG-100/160/240	67
HBG	C.C mode HBG-60/100(DA) C.V+C.C mode HBG-160(DA)/200(DA)/240(DA)	68~69
HBGC	C.P mode HBGC-300	70

Metal Case

ERP	C.V mode ERP-200/350(Non PFC) ERPF-400	71

New Products Overview

PCB Type (with PFC)

HBG-P	C.C mode HBG-60P/100P(DA) C.V+C.C mode HBG-160P(DA)/240P	73
IDPV	C.V mode PWM style output IDPV-25(A)/45(A)/65(A)	74
IDPC	C.C mode IDPC-25(A)/45(A)/65(A) IDPC-45/65-DA	75
PLP	C.C mode PLP-30/45/60	76
HLP	C.C mode HLP-40H/60H/80H	77

DC-DC LED Driver

DC-DC LED Driver	C.C mode LDH-25, LDH-45 (DA), LDH-65 LDD-300~1500L LDD-300~1500H LDB-300~600L LDD-350~1400H-DA	79-83

Accessory & Controller

SPD-10-320S, SPD-10S, SPD-20/20HP	84
ICL-16R/L Inrush current limiter PIR-045 Montion sensor DAP-04(S01) DALI to PWM converter	85~86
SDP-001 Smart Timer Dimming programmer	87
DLP-04/ WPD-06/ 06SWT	88

KNX

LCM-25/40/60KN PWM-60/120/200KN KDA-64 /KAA		91~92
KNX System Component	KNX-20E-640 KNX-40E-1280 KSI-01U KSR-01IP KSC-01L	93

Comparison Chart 94~96
Certification Chart 97-99
Solutions 100
Selection Guide 101
Media Kit 102
Powered by MEAN WELL 103
Waterproof Connector 104

Page 28~29

LDC/SLD Series

LDC Series 35/55/80W
SLD Series 50/80W
Linear and Slim LED Driver

- Constant power mode design
- Wide output current range adjustable
- Flicker free design
- Support for C.V or C.C application

APPLICATIONS

Signage & Backlight
Linear luminaire
Troffer light
Trunking light
Triple-proof light
Linear Bay light

Page 17/30

PWM-IoT SERIES

60/120/200W

LCM-IoT SERIES

25/40/60W

- Constant Voltage output (PWM series)
- Constant Current Output (LCM series)
- Class II/2 design ,without FG.
- Fully potted design with IP67.(PWM series)
- Multiple Dimming functions: 3 in 1/DALI 2.0/ Push DIM/KNX Bluetooth Mesh/EnOcean.
- Built-in 12V/50mA aux. power for intelligent controllers(LCM series)
- Synchronization control up to 10 units (LCM Series)

APPLICATIONS

Signage & Backlight
Cove lighting
Decoration lighting
Commercial lighting
Troffer lighting

Page 63

HVGC SERIES

1000W
Metal Case with PFC

- Wide input range 180 ~ 528VAC
- Constant Power mode output
- Metal housing with Class I design
- Built-in active PFC function
- IP67 design for indoor or outdoor installations
- Design with Auxiliary DC output

APPLICATIONS

Stadium lighting
High-bay lighting
LED fishing lamp
LED Horticulture lighting

Page 67

XBG SERIES

100/160/240W
Metal Case with PFC

- Constant Power Mode design
- Built-in active PFC function
- Patented metal housing design with IP67
- AC input cable with connector for flexible application
- 5 years warranty

APPLICATIONS

LED bay lighting
LED stage lighting
LED spot lighting
Explosion-proof lighting
Type HL LED driver for class I division 2.

Quick Selection Map

AC/DC

Plastic Case

- NON-PFC
  - C.V
    - APV-8 / APV-12/16 / APV-25/35 — 60x 30x 23.5 mm / 77x 40x 29 mm / 84x 57x 29.5 mm — Page 6
    - APV-8E / APV-12E/16E — 60x 30x 23.5 mm / 77x 40x 29 mm — Page 8
    - LPL-18, LPH-18 / LPV-20 / LPV-35 / LPV-60 / LPV-100 / LPV-150 / LPVL-150 — 140x 30x 22 mm / 118x 35x 26 mm / 148x 40x 30 mm / 162.5x 42.5x 32 mm / 190x 52x 37 mm / 191x 63x 37.5 mm — Page 9~10
  - C.C
    - APC-8(E) / APC-12/16(E) / APC-25/35 — 60x 30x 23.5 mm / 77x 40x 29 mm / 84x 57x 29.5 mm — Page 7~8
    - LPHC-18 / LPC-20 / LPC-35 / LPC-60 / LPC-100 / LPC-150 — 140x 30x 22 mm / 118x 35x 26 mm / 148x 40x 30 mm / 162.5x 42.5x 32 mm / 190x 52x 37 mm / 191x 63x 37.5 mm — Page 11~12
    - C.V+C.C: OWA-60E/U — 130x 53x 35 mm — Page 25
- PFC
  - C.V
    - Terminal block type: IDLV-25(A) / IDLV-45(A) / IDLV-65(A) — 110x 75x 22 mm / 120 x 75 x 25 mm / 130 x 75 x 25 mm — Page 33
    - Lead wire type: ODLV-45(A) / ODLV-65(A) — 111x 77x 28.5 mm / 121x 77x 28.5 mm — Page 19
    - Isolation cable: PWM-40/60(DA) / PWM-90(DA) / PWM-120(DA) / PWM-200(DA) NEW — 150x 53x 35 mm / 171x 63x 37.5 mm / 191x 63x 37.5 mm / 195x 68x 39.5 mm — Page 17~18
    - Isolation cable: PWM-60KN NEW / PWM-120KN NEW / PWM-200KN NEW — 150x 53x 35 mm / 191x 63x 37.5 mm / 195x 68x 39.5 mm — Page 17~18
    - GSV30/60 NEW — 75.5x 32x 47.5 mm — Page 26
  - C.C or C.V+C.C
    - Input and output with cable
    - C.V+C.C: NPF-40/60(D) / NPF-90(D) / NPF-120(D) — 150x 53x 35 mm / 171x 63x 37.5 mm / 191x 63x 37.5 mm — Page 14
    - C.V+C.C: LPF-16/25(D) / LPF-40/60(D) / LPFH-60(D) / LPF-90(D) — 148x 40x 32 mm / 162.5x 43x 32 mm / 161x 61x 36 mm — Page 15~16
    - ODLC-45(A) / ODLC-45DA / ODLC-65(A) / ODLC-65DA — 111x 77x 28.5 mm / 121x 77x 28.5 mm — Page 20
    - C.V+C.C: OWA-90E/U / OWA-120E/U — 171x 63x 37.5 mm / 191x 63x 37.5 mm — Page 25
    - PLD-16/25 / PLD-40/60 — 84x 57x 29.5 mm / 128x 60x 31.5 mm — Page 21
    - PCD-16/25 / PCD-40/60 — 84x 57x 29.5 mm / 128x 60x 31.5 mm — Page 22

C.P: Constant Power Mode
C.C: Constant Current Mode
C.V: Constant Voltage Mode

Continuous

Quick Selection Map

AC / DC

AC/DC

Plastic Case — PFC — C.C or C.V+C.C

Input and output with cable

100W C.V+C.C

Series	Dimension (Lx Wx H)	Page
PLN-20	148.5x 38.5x 28 mm	23
PLN-30	145x 47x 30 mm	
PLN-45/60	181x 61.5x 35 mm	
PLN-100	200x 70.5x 35 mm	

C.V+C.C

Series	Dimension (Lx Wx H)	Page
HLN-40H/60H	161x 61.5x 35 mm	24
HLN-80H	181x 61.5x 35 mm	

Series	Dimension (Dx H)	Page
HBG-60	ϕ110x 60.5	68

Input and output with terminal block

Series	Dimension (Lx Wx H)	Page
SLD-50	280x 30x 16.8mm	28
SLD-80	320x 30x 16.8mm	

Series	Dimension (Lx Wx H)	Page
IDLC-25(A)	110x 75x 22	34
IDLC-45(A)	120x 75x 25 mm	
IDLC-45-DA		
IDLC-65(A)	130x 75x 25 mm	
IDLC-65-DA		

Series	Dimension (Lx Wx H)	Page
PLM-12/25(E)	145x 38x 22 mm	35~36

Series	Dimension (Lx Wx H)	Page
LCM-25(DA/BLE/KN)	105x 68x 23 mm	30~32
LCM-40/60(DA/BLE/KN)	123.5x 81.5x 23 mm	
LCM-40EO/60EO	123.5x 81.5x 23 mm	
LCM-40U/60U(DA)		
LCM-40UEO/60UEO		

100W C.V+C.C

Series	Dimension (Lx Wx H)	Page
PLC-30	160x 46x 30 mm	37
PLC-45/60	181.5x 62x 35 mm	
PLC-100	200.5x 69.5x 35 mm	

Metal Case — PFC — C.V+C.C



Series	Dimension (Lx Wx H)	Page
ELG-75(DA)	180x 63x 35.5 mm	42~44
ELG-100(DA)	199x 63x 35.5 mm	
ELG-150(DA)	219x 63x 35.5 mm	
ELG-200(DA)	244x 71x 37.5 mm	
ELG-240(DA)		
ELG-300	246x 77x 39.5 mm	



Series	Dimension (Lx Wx H)	Page
HLG-40H/60H	171x 61.5x 36.8 mm	49~53
HLG-80H	195.6x 61.5x 38.8 mm	
HLG-100H/120H	220x 68x 38.8 mm	
HLG-150H/185H	228x 68x 38.8 mm	
HLG-240H	244.2x 68x 38.8 mm	
HLG-320H	252x 90x 43.8 mm	
HLG-480H	262x 125x 43.8 mm	
HLG-600H	280x 144x 48.5 mm	

Series	Dimension (Lx Wx H)	Page
HVG-65	189x 61.5x 36.8 mm	57~59
HVG-100	236x 68x 38.8 mm	
HVG-150	245x 68x 38.8 mm	
HVG-240	254.2x 68x 38.8 mm	
HVG-320	262x 90x 43.8 mm	
HVG-480	262x 125x 43.8 mm	

Series	Dimension (Dx H)	Page
HBG-100(DA)	ϕ130x 66.5 mm	68~69
HBG-160(DA)	ϕ151.68x 66.5	
HBG-200(DA)		
HBG-240(DA)	ϕ191.5x 69	

C.V

Series	Dimension (Lx Wx H)	Page
ERP-200(NON PFC)	220x 110x 40 mm	71
ERP-350(NON PFC)	220.4x 130x 48 mm	
ERPF-400		

Metal Case — PFC — C.C or C.P

Series	Dimension (Lx Wx H)	Page
XLG-25/50	105x 63x 30 mm	39

DC 12V/24V Available

Series	Dimension (Lx Wx H)	Page
XLG-75/100	140x 63x 30 mm	40~41
XLG-150	180x 63x 35 mm	
XLG-200	199x 63x 35 mm	
XLG-240	219x 63x 30 mm	

C.P: Constant Power Mode
C.C: Constant Current Mode
C.V: Constant Voltage Mode

Quick Selection Map

AC / DC

AC/DC

Metal Case — PFC — C.C or C.P

Series	Dimension (Lx Wx H)	Page
ELG-75-C(DA)	180x 63x 35.5 mm	45~47
ELG-100-C(DA)	199x 63x 35.5 mm	
ELG-150-C(DA)	219x 63x 35.5 mm	
ELGT-150-C		
ELG-200-C(DA)	244x 71x 37.5 mm	
ELG-240-C(DA)		
ELGC-300(DA)	246x 77x 39.5 mm	



Series	Dimension (Lx Wx H)	Page
HLG-60H-C	171x 61.5x 36.8 mm	54~56
HLG-80H-C	195.6x 61.5x 38.8 mm	
HLG-120H-C	220x 68x 38.8 mm	
HLG-185H-C	228x 68x 38.8 mm	
HLG-240H-C	244.2x 68x 38.8 mm	
HLG-320H-C(DA)	252x 90x 43.8 mm	
HLG-480H-C	262x 125x 43.8 mm	

Series	Dimension (Lx Wx H)	Page
HVGC-65	189x 61.5x 36.8 mm	60~63
HVGC-100	236x 68x 38.8 mm	
HVGC-150	245x 68x 38.8 mm	
HVGC-240	254.2x 68x 38.8 mm	
HVGC-320	262x 90x 43.8 mm	
HVGC-480(DA)	262x 125x 43.8 mm	
HVGC-650(DA)	280x 144x 48.5mm	
HVGC-1000(DA)	310x 144x 48.5mm	

Series	Dimension (Lx Wx H)	Page
FDL-65	151x 53x 31.5 mm	64
FDLC-80	151x 53x 31.5 mm	
FDLC-100	175x 53x 31.5 mm	
FDHC-100		

Series	Dimension (Dx H)	Page
XBG-100 NEW	ϕ151.5x 60 mm	67
XBG-160	ϕ130x 56 mm	
XBG-240 NEW	ϕ191x 63 mm	

Series	Dimension (Dx H)	Page
HBGC-300(ADA) NEW	ϕ191.5x 69 mm	70



Series	Dimension (Lx Wx H)	Page
LDC-35(DA)	280x 30x 21 mm	29
LDC-55(DA)	320x 30x 21 mm	
LDC-80(DA)	360x 30x 21 mm	

PCB Type — PFC — C.V / C.C

Series	Dimension (Lx Wx H)	Page
IDPV-25(A)	114.5x 72.5x 20 mm	74
IDPV-45(A)	120 x 66.5 x 20.5 mm	
IDPV-65(A)	130 x 67.5 x 20.5 mm	

Series	Dimension (Dx H)	Page
HBG-60-P	ϕ99x 26	73
HBG-100P(DA)	ϕ104x 34	
HBG-160P(DA)	ϕ124.6x 34	
HBG-240P	ϕ144x 31	

Series	Dimension (Lx Wx H)	Page
IDPC-25(A)	114.5x 72.5x 20 mm	75
IDPC-45(A)	120 x 66.5 x 20.5 mm	
IDPC-45-DA		
IDPC-65(A)	130 x 67.5 x 20.5 mm	
IDPC-65-DA		

Series	Dimension (Lx Wx H)	Page
PLP-30	101.6x 50.8x 26.6 mm	76
PLP-45/60	101.6x 50.8x 29.6 mm	

Series	Dimension (Lx Wx H)	Page
HLP-40H/60H	147x 53x 27 mm	77
HLP-80H	167x 53x 29.5 mm	

C.P: Constant Power Mode
C.C: Constant Current Mode
C.V: Constant Voltage Mode

Quick Selection Map

DC/DC

Plastic Case

Step-up LED Driver — C.C

Series	Dimension (Lx Wx H)	Page
LDH-25 NEW	52.4x 27.2x 24 mm	79~80
LDH-45(DA)	75x 53x 22.7 mm	
LDH-65 NEW	75x 53x 22.7 mm	

Step-down LED Driver — C.C

Series	Dimension (Lx Wx H)	Page
LDD-300~700L / LW	22.6x 9.9x 8.9 mm	81~82
LDD-300~700LS	25.4x 10.5x 9.3 mm	
LDD-1000~1500L / LW	31.8x 20.3x 12.2 mm	
LDD-1000~1500LS	31.8x 20.3x 10.9 mm	
LDD-300~1500H / HW	31.8x 20.3x 12.2 mm	
LDD-300~1500HS	31.8x 20.3x 10.9 mm	

Series	Dimension (Lx Wx H)	Page
LDD-350~1400H-DA	40.6x 23.5x 10.1 mm	83
LDD-350~1400H-WDA		

Buck-boost LED Driver — C.C

Series	Dimension (Lx Wx H)	Page
LDB-300~600L/W	31.8x 20.3x 12.2 mm	82

ACCESSORIES

Surge Protection Device

Series	Dimension (Lx Wx H)	Page
SPD-20	90x 70x 50 mm	84
SPD-20HP	71.6x 67.7x 32 mm	
SPD-10-320S	85x 37x 40 mm	
SPD-10S	56.76 x 46.36 x 26 mm	

Inrush Current Limiter

Series	Dimension (Lx Wx H)	Page
ICL-16R	35x 90x 54.5 mm	85
ICL-16L	175x 42x 24 mm	

Motion Sensor

Series	Dimension (Dx H)	Page
PIR-045	60*71.3mm	85

DALI to PWM Converter

Series	Dimension (Lx Wx H)	Page
DAP-04, DAP-04-S01	165x 46x 23 mm	86

Smart Timer Dimming

Series	Dimension (Lx Wx H)	Page
SDP-001	165x 46x 23 mm	87

DALI Bus Power

Series	Dimension (Lx Wx H)	Page
DLP-04L	145x 38x 22 mm	88
DLP-04R	35x 90x 54.5 mm	

EnOcean Dimmer Kit

Series	Dimension (Lx Wx H)	Page
WPD-06	110x 77x 26.4 mm	88
WPD-06-SWT	80x 80x 15 mm	

KNX Product

KNX Constant Current Mode LED Driver

Series	Dimension (Lx Wx H)	Page
LCM-25KN	105x 68x 23mm	91
LCM-40/60KN	123.5x 81.5x 23mm	

KNX Constant Voltage mode LED Driver

Series	Dimension (Lx Wx H)	Page
PWM-60KN	123.5x 81.5x 23mm	91
PWM-120KN	191x 63x 37.5 mm	
PWM-200KN NEW	195x 68x 39.5 mm	

KNX to DALI Gateway

Series	Dimension (Lx Wx H)	Page
KDA-64	86x 72x 55mm	92

KNX LED actuator / dimmer

Series	Dimension (Lx Wx H)	Page
KAA-4R4V	90x 72x 57 mm	92

KNX Universal Actuator

Series	Dimension (Lx Wx H)	Page
KAA-8R	90x 72x 57 mm	92

KNX System component

Series	Dimension (Lx Wx H)	Page
KNX-20E-640	52.5x 90x 54.5mm	93
KNX-40E-1280	72x 90x 57mm	
KSI-01U/KSR-01IP/KSC-01L	36x 90x 71mm	

C.P: Constant Power Mode
C.C: Constant Current Mode
C.V: Constant Voltage Mode

Plastic Case

Non PFC

6 AP Series (8~35W)
8 AP-E Series (8~16W)
9 LP Series (18~150W)

The AP and LP series are the entry-level products. All products are divided into constant voltage and constant current applications. Most DC 12V and 24V can also be used with general light bar/light strip or advertising light box application.Moreover,other output voltage models are also available for choice and waterproof function is available for LP series .

Other constant current application can be used according to the COB LED or SMD LED specifications selected. Currently,the Driver current range can cover from 250/350/500/700/1050/1400mA to maximum operate up to 3150 mA (150W)for all kinds of indoor lighting applications.

Application

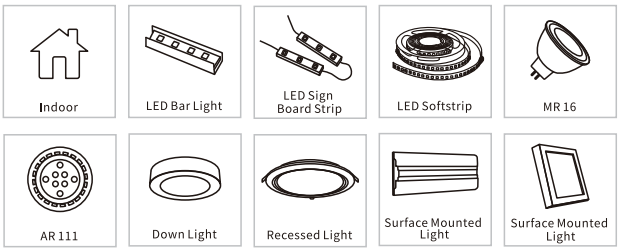

AP series 8~35W

Features

- Constant voltage mode
- Universal AC input / Full range
- No load power consumption <0.5W for APV-8
- Withstand 300VAC surge input for 5 seconds (APV-25/35)
- Fully isolated plastic case with IP42 level
- Isolation class II, no F.G.
- Class 2 power unit / Pass LPS (except for APV-8)
- Economic, high reliability
- Suitable for LED strip applications
- Protections: Short circuit / Overload / Over voltage
- 2 years warranty



		APV-8	APV-12/16	APV-25/35
AC input voltage range		90~264VAC ; 127~370VDC		
AC inrush current (max.)		Cold start, 70A at 230VAC	APV-12: Cold start, 70A at 230VAC APV-16: Cold start, 50A at 230VAC	Cold start, 45A at 230VAC
Overload protection		>105% rated output power (110% ~160% for APV-35) hiccup mode, auto-recovery		
Over voltage protection		115%~135% rated output voltage	110%~145% rated output voltage	
Withstand voltage		I/P-O/P: 3.75kVAC		I/P-O/P: 3kVAC
Working temperature		-30~+70°C (refer to output derating curve)		
Vibration		10~500Hz, 2G 10 minutes /1 cycle, period for 60 minutes each along X, Y, Z axes		
Safety standards		UL8750, EN61347-2-13 (LVD); BIS IS15885(except for 5V); EAC TP TC 004 approved; EN62368-1 (LVD) , EN61347-1,-2-13; GB19510.14, GB19510.1(optional)	UL8750, ENEC EN61347-1/2-13; GB19510.14, GB19510.1, EAC TP TC 004; BIS IS15885(except for 5V)	UL8750, EAC TP TC 004 approved, BIS IS15885(except for 15V, 36V); EN62368-1 (LVD)
EMC standards		EN55024, EN55032, EN61000-3-2 class A, EN61000-3-3, EAC TP TC 020, EN61000-4-2,3,4,5,6,8,11, EN61547; GB17743, GB17625.1(optional)		EN55024, EN55032 class B, EN61000-3-2 class A, EN61000-3-3, EAC TP TC 020, EN61000-4-2,3,4,5,6,8,11
Connection	Input	UL rated, 18AWGx2C (15cm)		UL rated, 18AWGx2C (15cm)
	Output	UL rated, 20AWGx2C (15cm)		UL rated, 18AWGx2C (15cm)
Dimension (LxWxH)(mm)		60x 30x 23.5	77x 40x 29	84x 57x 29.5

APV-8 Series

(except for 5 V) (optional)

Model No.	Output	Tol.	R&N	Effi.
APV-8-5	5V, 0~1.4A	±5%	250mV	74%
APV-8-12	12V, 0~0.67A	±5%	250mV	80%
APV-8-24	24V, 0~0.34A	±5%	300mV	81%

APV-12 Series

(except for 15 V) (optional)

Model No.	Output	Tol.	R&N	Effi.
APV-12-5	5V, 0~2A	±5%	100mV	76%
APV-12-12	12V, 0~1A	±5%	120mV	82%
APV-12-15	15V, 0~0.8A	±5%	120mV	82%
APV-12-24	24V, 0~0.5A	±5%	150mV	84%

APV-16 Series

(except for 15 V) (optional)

Model No.	Output	Tol.	R&N	Effi.
APV-16-5	5V, 0~2.6A	±5%	100mV	76%
APV-16-12	12V, 0~1.25A	±5%	120mV	80%
APV-16-15	15V, 0~1.00A	±5%	120mV	81%
APV-16-24	24V, 0~0.67A	±5%	150mV	83%

APV-25 Series

(except for 15/36V)

Model No.	Output	Tol.	R&N	Effi.
APV-25-5	5V, 0~3.5A	±5%	120mV	75.5%
APV-25-12	12V, 0~2.1A	±5%	150mV	82.0%
APV-25-15	15V, 0~1.68A	±5%	150mV	83.0%
APV-25-24	24V, 0~1.05A	±5%	150mV	83.0%
APV-25-36	36V, 0~0.7A	±5%	150mV	84.0%

APV-35 Series

(except for 15/36V)

Model No.	Output	Tol.	R&N	Effi.
APV-35-5	5V, 0~5A	±5%	120mV	76.5%
APV-35-12	12V, 0~3A	±5%	150mV	83.0%
APV-35-15	15V, 0~2.4A	±5%	150mV	84.0%
APV-35-24	24V, 0~1.5A	±5%	180mV	84.0%
APV-35-36	36V, 0~1.0A	±5%	180mV	85.0%

Note: These products are not intended for lighting applications in the EU.(In the EU NPF/LPF/XLG series are recommended)

AP series 8~35W

Features

- Constant current mode
- Universal AC input / Full range
- No load power consumption <0.5W for APC-8
- Withstand 300VAC surge input for 5 seconds (APC-25/35)
- Fully isolated plastic case with IP42 level
- Isolation class II, no F.G.
- Class 2 power unit / Pass LPS (except for APC-8, APC-25-350 and APC-35-350/500)
- Economic, high reliability
- Small and compact size
- Suitable for LED strip applications
- Protections: Short circuit / Over voltage (except for APC-8)
- 2 years warranty



	APC-8	APC-12/16	APC-25/35
AC input voltage range	90~264VAC ; 127~370VDC		
AC inrush current (max.)	Cold start, 70A at 230VAC	APC-12: Cold start, 70A at 230VAC APC-16: Cold start, 45A at 230VAC	Cold start, 45A at 230VAC
Over voltage protection	None	110%~145% rated output voltage	
Withstand voltage	I/P-O/P: 3.75kVAC		I/P-O/P: 3kVAC
Working temperature	-30~+70°C (refer to output derating curve)		
Vibration	10~500Hz, 2G 10 minutes /1 cycle, period for 60 minutes each along X, Y, Z axes		
Safety standards	UL8750, EAC TP TC 004, BIS 15885 approved; EN62368-1(LVD), EN61347-1, EN61347-2-13 (LVD); GB19510.14, GB19510.1(optional)	UL8750, UL1310, EAC TP TC 004, BIS 15885 approved; Design refer to TUV EN61347-1; GB19510.14, GB19510.1(optional)	UL8750 & UL1310(except for APC-25-350 & APC-35-350/500), EAC TP TC 004, BIS IS15885 approved, EN62368-1(LVD)
EMC standards	EN61000-3-2 class A, EN61000-3-3, EN55032, EN55024 EN61000-4-2,3,4,5,6,8,11, EAC TP TC 020; B17743/17625.1(optional)		EN55032 class B, EN55024 EN61000-3-2 class A, EN61000-3-3, EAC TP TC 020, EN61000-4-2,3,4,5,6,8,11
Connection – Input	UL rated, 18AWGx2C (15cm)		UL rated, 18AWGx2C (15cm)
Connection – Output	UL rated, 20AWGx2C (15cm)		UL rated, 18AWGx2C (15cm)
Dimension (LxWxH)(mm)	60x 30x 23.5	77x 40x 29	84x 57x 29.5

APC-8 Series

(optional)

Model No.	Output	Tol.	R&N	Effi.
APC-8-250	16~32V, 250mA	±8%	350mV	82.5%
APC-8-350	11~23V, 350mA	±8%	300mV	81.5%
APC-8-500	8~16V, 500mA	±8%	300mV	81%
APC-8-700	6~11V, 700mA	±8%	250mV	80%

APC-12 Series

(optional)

Model No.	Output	Tol.	R&N	Effi.
APC-12-350	9~36V, 350mA	±8%	300mV	82%
APC-12-700	9~18V, 700mA	±8%	250mV	80%

APC-16 Series

(optional)

Model No.	Output	Tol.	R&N	Effi.
APC-16-350	12~48V, 350mA	±8%	300mV	84%
APC-16-700	9~24V, 700mA	±8%	250mV	83%

APC-25 Series

(for 500mA) (for 700 & 1050mA)

Model No.	Output	Tol.	R&N	Effi.
APC-25-350	25~70V, 350mA	±8%	300mV	83%
APC-25-500	15~50V, 500mA	±8%	300mV	83%
APC-25-700	11~36V, 700mA	±8%	300mV	83%
APC-25-1050	9~24V, 1050mA	±8%	300mV	83%

APC-35 Series

(for 700mA) (for 1050mA)

Model No.	Output	Tol.	R&N	Effi.
APC-35-350	28~100V,350mA	±8%	350mV	84%
APC-35-500	25~70V, 500mA	±8%	350mV	84%
APC-35-700	15~50V, 700mA	±8%	350mV	84%
APC-35-1050	11~33V, 1050mA	±8%	350mV	84%

Note: These products are not intended for lighting applications in the EU.(In the EU NPF/LPF/XLG series are recommended)

AP-E series 8~16W

Features

- Constant voltage mode for APV-E series
  Constant current mode for APC-E series
- 180~264VAC input only
- No load power consumption<0.5W
- Fully isolated plastic case
- Isolation class II, no F.G.
- Meet EN6100-3-2 Harmonics current
- Economic, high reliability
- Suitable for LED luminaire and strip application
- Protections:
  Short circuit / Overload (APV-E series only) / Over voltage (except for APC-8E)
- 2 years warranty

	APV/APC-8E	APV/APC-12E/16E
INPUT / OUTPUT		

AC input voltage range		180 ~ 264VAC ; 254 ~ 370VDC	
AC inrush current (max.)		Cold start, 70A at 230VAC (50A for APV-16E, 45A for APC-16E)	
Over voltage protection		115%~135% rated output voltage (except for APC-8E)	
Withstand voltage		I/P-O/P: 3.75kVAC	
Working temperature		-30~+70°C (refer to output derating curve)	
Vibration		10~500Hz, 2G 10 minutes /1 cycle, period for 60 minutes each along X, Y, Z axes	
Safety standards		ENEC EN61347-1,EN61347-2-13, EN62384, EAC TP TC 004 approved	
EMC standards		EN55015, EN61000-3-2 class A, EN61000-3-3, EN61000-4-2,3,4,5,6,8,11, EN61547, EAC TP TC 020	
Connection	Input	H03VVH2-F 0.75mm² x2C (15cm)	H03VVH2-F 0.75mm² x2C (15cm)
	Output	UL rated, 20AWGx2C (15cm)	UL rated, 20AWGx2C (15cm)
Dimension (LxWxH)(mm)		60x 30x 23.5	77x 40x 29

APV-8E Series

Model No.	Output	Tol.	R&N	Effi.
APV-8E-5	5V, 0~1.4A	±5%	250mV	74.0%
APV-8E-12	12V, 0~0.67A	±5%	250mV	77.5%
APV-8E-24	24V, 0~0.34A	±5%	300mV	78.5%

APV-12E Series

Model No.	Output	Tol.	R&N	Effi.
APV-12E-5	5V, 0~2A	±5%	100mV	75.0%
APV-12E-12	12V, 0~1A	±5%	120mV	81.0%
APV-12E-15	15V, 0~0.8A	±5%	120mV	81.0%
APV-12E-24	24V, 0~0.5A	±5%	150mV	83.0%

APV-16E Series

Model No.	Output	Tol.	R&N	Effi.
APV-16E-5	5V, 0~2.6A	±5%	100mV	75.0%
APV-16E-12	12V, 0~1.25A	±5%	120mV	79.0%
APV-16E-15	15V, 0~1A	±5%	120mV	80.0%
APV-16E-24	24V, 0~0.67A	±5%	150mV	82.0%

APC-8E Series

Model No.	Output	Tol.	R&N	Effi.
APC-8E-250	16~32V, 250mA	±8%	350mV	81.5%
APC-8E-350	11~23V, 350mA	±8%	300mV	80.5%
APC-8E-500	8~16V, 500mA	±8%	300mV	79.0%
APC-8E-700	6~11V, 700mA	±8%	250mV	77.5%

APC-12E Series

Model No.	Output	Tol.	R&N	Effi.
APC-12E-350	9~36V, 350mA	±8%	300mV	81.0%
APC-12E-700	9~18V, 700mA	±8%	250mV	79.0%

APC-16E Series

Model No.	Output	Tol.	R&N	Effi.
APC-16E-350	12~48V, 350mA	±8%	300mV	83.0%
APC-16E-700	9~24V, 700mA	±8%	250mV	82.0%

Note: These series can be used for LED lighting luminaires and MR16/AR111 application

LP series 18~35W

Features

- Constant voltage mode
- LPL-18: 90~132VAC input only
  LPH-18: 180~264VAC input only
  LPV: 90~264VAC input
- Withstand 300VAC surge input for 5 seconds (LPV-20/35)
- Fully encapsulated with IP67 level
- Isolation class II, no F.G.
- Class 2 power unit / Pass LPS
- Economic, high reliability
- Suitable for LED-based decorative/architectural lighting, LED stage, theater lighting, and LED electronic displays
- Protections: Short circuit / Overload / Over voltage / Over temperature (LPH-18/LPL-18 only)
- 2 years warranty



		LPL-18	LPH-18	LPV-20	LPV-35
AC input voltage range		90~132VAC	180~264VAC	90~264VAC	
AC inrush current (max.)		Cold start, 40A at 115VAC	Cold start, 50A at 230VAC	Cold start, 70A at 230VAC	Cold start, 55A at 230VAC
Overload Protection	Range	>105%		110%~150%	
	Type	Hiccup mode, auto-recovery			
Over voltage protection		115%~135% rated output voltage			
Withstand voltage		I/P-O/P: 3kVAC			
Working temperature		-30~+70°C			-30~+65°C
Vibration		10~500Hz, 2G 10 minutes /1 cycle, period for 60 minutes each along X, Y, Z axes			
Safety standards		TUV EN62368-1, EAC TP TC 004, BIS IS15885 (except for LPL-18, LPH-18-36) approved for LPH-18		LPV-20: TUV EN62368-1, UL879, UL1310, EAC TP TC 004 approved LPV-35: UL1310, IEC62368-1, EAC TP TC 004 approved	
EMC standards		EN55032 class B, EN61000-3-2 class A, EN61000-3-3, EN61000-4-2,3,4,5,6,8,11, EAC TP TC 020, EN55024, FCC part 15 class B (LPL-18)			
Connection	Input	UL rated,18AWGx2C (30cm)		UL rated, 18AWGx2C (60cm)	UL rated, 18AWGx2C (60cm)
	Output				UL rated, 16AWGx2C (60cm)
Dimension (LxWxH)(mm)		140x 30x 22		118x 35x 26	148x 40x 30

LPL-18 Series

(LVD)

Model No.	Output	Tol.	R&N	Effi.
LPL-18-12	12V, 0~1.5A	±3%	120mV	80%
LPL-18-24	24V, 0~0.75A	±3%	150mV	83%
LPL-18-36	36V, 0~0.5A	±3%	200mV	84%

LPV-20 Series

Model No.	Output	Tol.	R&N	Effi.
LPV-20-5	5V, 0~3A	±5%	80mV	77%
LPV-20-12	12V, 0~1.67A	±5%	120mV	81%
LPV-20-15	15V, 0~1.33A	±5%	120mV	83%
LPV-20-24	24V, 0~0.84A	±5%	150mV	83%

LPH-18 Series

(except for 36V)

Model No.	Output	Tol.	R&N	Effi.
LPH-18-12	12V, 0~1.5A	±3%	120mV	77%
LPH-18-24	24V, 0~0.75A	±3%	150mV	82%
LPH-18-36	36V, 0~0.5A	±3%	200mV	83%

LPV-35 Series

(for 12V, 12V Only)

Model No.	Output	Tol.	R&N	Effi.
LPV-35-5	5V, 0~5A (peak 6A)	±6%	80mV	77%
LPV-35-12	12V, 0~3A	±5%	120mV	84%
LPV-35-15	15V, 0~2.4A	±5%	120mV	84%
LPV-35-24	24V, 0~1.5A	±5%	150mV	85%
LPV-35-36	36V, 0~1A	±5%	150mV	85%

Note: These products are not intended for lighting applications in the EU.(In the EU NPF/LPF/XLG series are recommended)

LP series 60~150W

Features

- Constant voltage mode
- LPV-60/100: 90~264VAC input
  LPV-150: 180~305VAC input only
  LPVL-150: 90~132VAC input only
- Withstand 300VAC surge input for 5 seconds (LPV-60/100)
- Fully encapsulated with IP67 level
- Isolation class II, no F.G.
- Class 2 power unit / Pass LPS (LPV-60-12/15/24/36/48 only)
- Type HL LED Driver for use in Class I, Division 2 hazardous location luminaires (LPVL-150 only)
- Economic, high reliability
- Suitable for LED-based decorative/architectural lighting, LED stage, theater lighting, and LED electronic displays
- Protections: Short circuit / Overload / Over voltage / Over temperature (LPV-150, LPVL-150 only)
- 2 years warranty



		LPV-60	LPV-100	LPV-150 LPVL-150
AC input voltage range		90~264VAC; 127~370VDC		LPV-150: 180~305VAC; 254~431VDC LPVL-150: 90~132VAC
AC inrush current (max.)		Cold start, 60A at 230VAC	Cold start, 75A at 230VAC	LPV-150: Cold start, 60A at 230VAC LPVL-150: Cold start, 75A at 115VAC
Overload protection		110%~150% hiccup mode, auto-recovery		
Over voltage protection		115%~135% rated output voltage		
Withstand voltage		I/P-O/P: 3kVAC		
Working temperature		-30~+70°C	-25~+70°C	-25~+65°C
Vibration		10~500Hz, 2G 10 minutes /1 cycle, period for 60 minutes each along X, Y, Z axes		
Safety standards		UL879 (except for LPV-60-5), UL1310 (except for LPV-60-5), IEC62368-1, EAC TP TC 004 approved	UL8750, UL879, EAC TP TC 004 approved; IEC62368-1	
EMC standards		EN55032 class B, EN61000-3-2 class A, EN61000-3-3, EN61000-4-2,3,4,5,6,8,11, EAC TP TC 020; FCC part 15 for LPVL-150 only, EN55024		
Connection	Input	UL rated, 18AWGx2C (60cm)	UL rated, 18AWGx2C (30cm)	UL rated, SJTW 18AWGx2C (30cm)
	Output	UL rated, 16AWGx2C (60cm)	UL rated, 14AWGx2C (30cm)	UL rated, SJTW 14AWGx2C (30cm)
Dimension (LxWxH)(mm)		162.5x 42.5x 32	190x 52x 37	191x 63x 37.5

LPV-60 Series

(for 12V, 12V Only) (for 48V only) (for 12~36V)

Model No.	Output	Tol.	R&N	Effi.
LPV-60-5	5V, 0~8A	±8%	80mV	76%
LPV-60-12	12V, 0~5A	±5%	120mV	83%
LPV-60-15	15V, 0~4A	±5%	120mV	83%
LPV-60-24	24V, 0~2.5A	±5%	150mV	86%
LPV-60-36	36V, 0~1.67A	±5%	150mV	86%
LPV-60-48	48V, 0~1.25A	±5%	150mV	86%

LPV-100 Series

(for 12V, 12V Only)

Model No.	Output	Tol.	R&N	Effi.
LPV-100-5	5V, 0~12A	±8%	80mV	80%
LPV-100-12	12V, 0~8.5A	±5%	120mV	85%
LPV-100-15	15V, 0~6.7A	±5%	120mV	87%
LPV-100-24	24V, 0~4.2A	±5%	150mV	88%
LPV-100-36	36V, 0~2.8A	±5%	150mV	88%
LPV-100-48	48V, 0~2.1A	±5%	150mV	89%

LPV/LPVL-150 Series

(for LPV-150-12, 24 Only) (LPVL-150 only) (LPV-150) (LPVL-150)

Model No.	Output	Tol.	R&N	Effi.
LPV□-150-12	12V, 0~10A	±5%	200mV	87%
LPV-150-15	15V, 0~8A	±5%	200mV	88%
LPV□-150-24	24V, 0~6.3A	±5%	200mV	89%
LPV-150-36	36V, 0~4.2A	±5%	200mV	89%
LPV-150-48	48V, 0~3.2A	±5%	200mV	90%

□ =Blank, L ;
Blank: AC input range 180~305VAC, L: AC input range 90~132VAC

Note: These products are not intended for lighting applications in the EU.(In the EU NPF/LPF/XLG series are recommended)

LP series 18~35W

Features

- Constant current mode
- LPHC-18: 180~264VAC input only
  LPC-20/35: 90~264VAC input
- Withstand 300VAC surge input for 5 seconds (only for LPC-20/35)
- Fully encapsulated with IP67 level
- Isolation class II, no F.G.
- Class 2 power unit / Pass LPS
- Economic, high reliability
- Suitable for LED-based decorative / architectural lighting, LED stage, theater lighting, and LED electronic displays
- Protections: Short circuit / Over voltage / Over temperature (except for LPC-20/35)
- 2 years warranty



	LPHC-18	LPC-20	LPC-35
AC input voltage range	180~264VAC	90~264VAC	
AC inrush current (max.)	Cold start, 50A at 230VAC	Cold start, 70A at 230VAC	Cold start, 55A at 230VAC
Over voltage protection	105%~135% rated output voltage		
Withstand voltage	I/P-O/P: 3kVAC		
Working temperature	-30~+70°C		
Vibration	10~500Hz, 2G 10 minutes /1 cycle, period for 60 minutes each along X, Y, Z axes		
Safety standards	TUV EN62368-1, EAC TP TC 004	LPC-20: UL1310, UL879, TUV EN62368-1, EAC TP TC 004 approved LPC-35: UL1310, EAC TP TC 004 approved	
EMC standards	EN55032 class A,EN55024, EN61000-3-2 class A, EN61000-3-3, EAC TP TC 020, EN61000-4-2,3,4,5,6,8,11	EN55032 class B, EN55024, EN61000-3-2 class A, EN61000-3-3, EAC TP TC 020, EN61000-4-2,3,4,5,6,8,11	
Connection – Input	UL rated, 18AWGx2C (30cm)	UL rated, 18AWGx2C (60cm)	UL rated, 18AWGx2C (60cm)
Connection – Output			UL rated, 16AWGx2C (60cm)
Dimension (LxWxH)(mm)	140x 30x 22	118x 35x 26	148x 40x 30

LPHC-18 Series

Model No.	Output	Io Tol.	R&N	Effi.
LPHC-18-350	6~48V, 350mA	±8%	300mV	80%
LPHC-18-700	6~25V, 700mA	±8%	250mV	80%

LPC-20 Series

Model No.	Output	Io Tol.	R&N	Effi.
LPC-20-350	9~48V, 350mA	±5%	200mV	83%
LPC-20-700	9~30V, 700mA	±5%	200mV	83%

LPC-35 Series

Model No.	Output	Io Tol.	R&N	Effi.
LPC-35-700	9~48V, 700mA	±5%	200mV	85%
LPC-35-1050	9~30V, 1050mA	±5%	200mV	85%
LPC-35-1400	9~24V, 1400mA	±5%	200mV	85%

Note: These products are not intended for lighting applications in the EU.(In the EU NPF/LPF/XLG series are recommended)

LP series 60~150W

Features

- Constant current mode
- LPC-60/100: 90~264VAC input
  LPC-150: 180~305VAC input only
- High efficiency up to 90%
- Fully encapsulated with IP67 level
- Isolation class II, no F.G.
- Class 2 power unit / Pass LPS (LPC-60)
- Economic, high reliability
- Suitable for LED-based decorative / architectural lighting, LED stage, theater lighting, and LED electronic displays
- Protections: Short circuit / Over voltage / Over temperature (LPC-150 only)
- 2 years warranty



	LPC-60	LPC-100	LPC-150
AC input voltage range	90~264VAC; 127~370VDC		180~305VAC; 254~431VDC
AC inrush current (max.)	Cold start, 60A at 230VAC	Cold start, 75A at 230VAC	Cold start, 40A at 230VAC
Over voltage protection	105%~135%	110%~135%	
Withstand voltage	I/P-O/P: 3kVAC		
Working temperature	-30~+70°C	-25~+50°C	-25~+50°C
Vibration	10 ~ 500Hz, 2G 10min./1cycle, period for 60min. each along X, Y, Z axes		
Safety standards	IEC62368-1, UL1310, EAC TP TC 004 approved	IEC62368-1, EAC TP TC 004 approved	EN62368-1(LVD), EAC TP TC 004 approved
EMC standards	EN55032 class B, EN55024, EN61000-3-2 class A, EN61000-3-3, EN61000-4-2,3,4,5,6,8,11, EAC TP TC 020		
Connection – Input	UL rated, 18AWG x2C (60cm)	UL rated, 18AWG x2C (30cm)	UL rated, SJTW 18AWG x2C (30cm)
Connection – Output	UL rated, 16AWG x2C (60cm)	UL rated, 18AWG x2C (30cm)	UL rated, SJTW 18AWG x2C (30cm)
Dimension (LxWxH)(mm)	162.5x 42.5x 32	190x 52x 37	191x 63x 37.5

LPC-60 Series

(for 1050mA & 1400mA) (for 1750mA)

Model No.	Output	Io Tol.	R&N	Effi.
LPC-60-1050	9~48V, 1050mA	±5%	200mV	87%
LPC-60-1400	9~42V, 1400mA	±5%	200mV	85%
LPC-60-1750	9~34V, 1750mA	±5%	200mV	87%

LPC-100 Series

Model No.	Output	Io Tol.	R&N	Effi.
LPC-100-350	143~286V, 350mA	±5%	1.5V	90%
LPC-100-500	100~200V, 500mA	±5%	1.5V	90%
LPC-100-700	72~143V, 700mA	±5%	1.0V	90%
LPC-100-1050	48~96V, 1050mA	±5%	1.0V	90%
LPC-100-1400	36~72V, 1400mA	±5%	1.0V	89.5%
LPC-100-1750	29~58V, 1750mA	±5%	1.0V	89.5%
LPC-100-2100	24~48V, 2100mA	±5%	1.0V	89%

LPC-150 Series

Model No.	Output	Io Tol.	R&N	Effi.
LPC-150-350	215~430V, 350mA	±5%	2.0V	90%
LPC-150-500	150~300V, 500mA	±5%	1.5V	90%
LPC-150-700	107~215V, 700mA	±5%	1.0V	90%
LPC-150-1050	72~144V, 1050mA	±5%	1.0V	90%
LPC-150-1400	54~108V, 1400mA	±5%	1.0V	90%
LPC-150-1750	43~86V, 1750mA	±5%	1.0V	90%
LPC-150-2100	36~72V, 2100mA	±5%	1.0V	90%
LPC-150-2450	31~62V, 2450mA	±5%	1.0V	90%
LPC-150-2800	27~54V, 2800mA	±5%	1.0V	90%
LPC-150-3150	24~48V, 3150mA	±5%	1.0V	90%

Note: These products are not intended for lighting applications in the EU.(In the EU NPF/LPF/XLG series are recommended)

Plastic Case

with PFC + Cable

14 NPF Series (40~120W)
15 LPF Series (16~90W)
17 PWM Series (40~200W)
19 ODLV Series (45~65W)
20 ODLC Series (45~65W)
21 PLD Series (16~60W)
22 PCD Series (16~60W)
23 PLN Series (20~96W)
24 HLN Series (40~80W)
25 OWA Series (60~120W)
26 GSV Series (30~60W)

MEAN WELL provides various kinds of LED drivers for indoor lighting luminaires. In general, LED drivers for plastic housing can be categorized into independent and built-in types. For example, NPF,LPF,PWM and OWA series feature the waterproof function and can be used externally as an independent driver control gear or built-in with luminaires,especially for high humidity or semi-outdoor environment. While, ODLC/ODLV/PLD/PCD series are for built-in indoor design luminaries, such as recessed light/down light/Canopy luminaires. The above-mentioned LED drivers are equipped with 0-10V dimming, DALI dimming or PWM style output dimming function respectively. Furthermore, if auxiliary power is needed for intelligent control products,ODLC/ODLV-45/60 series is a perfect fit.

Application

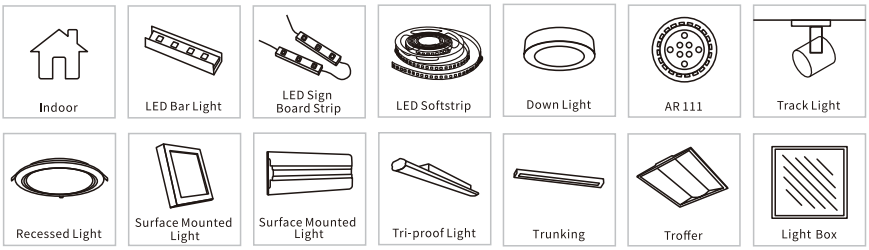

NPF series 40~120W

Features

- Constant voltage+constant current modes (D-Type: Constant current mode only)
- Universal AC input (90 to 305VAC) / Full range
- High efficiency up to 90%
- No load power consumption <0.15W (<0.5W for D-Type)
- Fully isolated plastic case with IP67 level
- Isolation class II, no F.G.
- Class 2 power unit [except for NPF-90(D)-12/15 & NPF-120(D)]
- Type HL LED Driver for use in Class I, Division 2 hazardous location luminaires [except for NPF-90(D)]
- D-Type: Built-in 3 in 1 dimming function (0~10VDC, PWM signal or resistance)
- BE-Type: Built-in 3 in 1 dimming function (0~10VDC, PWM signal or resistance) and 12V/200mA auxiliary output for 120W only
- Suitable for dry, damp, and wet location
- Protections: Short circuit / Over current / Over voltage / Over temperature
- 5 years warranty



NPF-40(D)/60(D)	NPF-90(D)	NPF-120(D)

AC input voltage range		90~305VAC; 127~431VDC		
AC inrush current (max.)		Cold start, 50A at 230VAC	Cold start, 60A at 230VAC	
Over current protection		95%~108% constant current limiting, auto-recovery		
Over voltage protection		110%~140% rated output voltage		
Over temp. protection		Shut down o/p voltage, re-power on to recover		
Setup, rise, hold up time		500ms, 80ms, 16ms at full load and 230VAC		
Total harmonic distortion		THD<20%		
Withstand voltage		I/P-O/P: 3.75kVAC		
Working temperature		Tcase= -40~+85°C (refer to "OUTPUT LOAD vs TEMPERATURE")		Tcase= -40~+90°C
Safety standards		UL8750, ENEC EN61347-1, EN61347-2-13, EN62384 approved, GB19510.14, GB19510.1, EAC TP TC 004, UL879[for NPF-40(D)/60(D)12V,24V only]		
EMC standards		EN55015, EN61000-3-2 class C, EN61000-3-3, EN61000-4-2,3,4,5,6,8,11, EN61547, GB17743, GB17625.1, EAC TP TC 020		
Connection	Input	UL rated, SJTW 18AWGx2C (30cm)		
	Output	NPF-40/60: SVT 18AWGx 2C (30cm) NPF-40D/60D: UL2464 18AWG x2C (30cm)+ 22AWG x2C (30cm)	NPF-90: SJTW 16AWGx2C (30cm) NPF-90D: SJTW 16AWGx2C (30cm)+ UL2464 18AWGx2C (30cm)	NPF-120: SJTW 14AWGx2C (30cm) NPF-120D: SJTW 14AWGx2C (30cm)+ UL2464 18AWGx2C (30cm) [UL2464 22AWGx3C(30cm) for BE-Type]
Dimension (LxWxH) (mm)		150x 53x 35	171x 63x 37.5	191x 63x 37.5

NPF-40 Series

Model No.	Output	Tol.	R&N	Io Ripple (D-Type)	Effi.
NPF-40□-12○	12V, 0~3.34A	±4%	150mV	5%	86%
NPF-40□-15○	15V, 0~2.67A	±4%	150mV	5%	87%
NPF-40□-20○	20V, 0~2A	±4%	150mV	5%	88%
NPF-40□-24○	24V, 0~1.67A	±3%	150mV	5%	89%
NPF-40□-30○	30V, 0~1.34A	±3%	200mV	5%	89%
NPF-40□-36○	36V, 0~1.12A	±2%	200mV	5%	90%
NPF-40□-42○	42V, 0~0.96A	±1%	200mV	5%	90%
NPF-40□-48○	48V, 0~0.84A	±1%	200mV	5%	90%
NPF-40□-54○	54V, 0~0.76A	±1%	350mV	5%	90%

NPF-90 Series

Model No.	Output	Tol.	R&N	Io Ripple (D-Type)	Effi.
NPF-90□-12○	12V, 0~7.5A	±4%	150mV	5%	88%
NPF-90□-15○	15V, 0~6A	±4%	150mV	5%	89%
NPF-90□-20○	20V, 0~4.5A	±4%	150mV	5%	90%
NPF-90□-24○	24V, 0~3.75A	±3%	150mV	5%	90%
NPF-90□-30○	30V, 0~3A	±3%	200mV	5%	89%
NPF-90□-36○	36V, 0~2.5A	±2%	200mV	5%	90%
NPF-90□-42○	42V, 0~2.15A	±1%	250mV	5%	90%
NPF-90□-48○	48V, 0~1.88A	±1%	250mV	5%	90%
NPF-90□-54○	54V, 0~1.67A	±1%	350mV	5%	90%

NPF-60 Series

Model No.	Output	Tol.	R&N	Io Ripple (D-Type)	Effi.
NPF-60□-12○	12V, 0~5A	±4%	150mV	5%	86%
NPF-60□-15○	15V, 0~4A	±4%	150mV	5%	87%
NPF-60□-20○	20V, 0~3A	±4%	150mV	5%	88%
NPF-60□-24○	24V, 0~2.5A	±3%	150mV	5%	89%
NPF-60□-30○	30V, 0~2A	±3%	200mV	5%	90%
NPF-60□-36○	36V, 0~1.67A	±2%	200mV	5%	90%
NPF-60□-42○	42V, 0~1.43A	±1%	200mV	5%	90%
NPF-60□-48○	48V, 0~1.25A	±1%	200mV	5%	90%
NPF-60□-54○	54V, 0~1.12A	±1%	350mV	5%	90%

NPF-120 Series

Model No.	Output	Tol.	R&N	Io Ripple (D-Type)	Effi.
NPF-120□-12△	12V, 0~10A	±4%	150mV	5%	87.5%
NPF-120□-15△	15V, 0~8A	±4%	150mV	5%	88%
NPF-120□-20△	20V, 0~6A	±4%	150mV	5%	89%
NPF-120□-24△	24V, 0~5A	±4%	150mV	5%	89.5%
NPF-120□-30△	30V, 0~4A	±3%	200mV	5%	89%
NPF-120□-36△	36V, 0~3.4A	±2%	200mV	5%	89.5%
NPF-120□-42△	42V, 0~2.9A	±1%	250mV	5%	89.5%
NPF-120□-48△	48V, 0~2.5A	±1%	250mV	5%	90%
NPF-120□-54△	54V, 0~2.3A	±1%	350mV	5%	90%

□ = Blank, D ; Blank: without dimming function , D: with dimming function △ = Blank, BE ; Blank: without auxiliary output , BE: D-Type with auxiliary function

LPF series 16~40W

Features

- Constant voltage+constant current modes (D-Type: Constant current mode only)
- Universal AC input (90 to 305VAC) / Full range
- Isolation class II, no F.G.
- Class 2 power unit
- Fully encapsulated with IP67 level [optional for LPF-16(D)]
- Built-in 3 in 1 dimming function (1~10VDC, PWM signal or resistance) for D type
- Suitable for LED lighting with independent applications
- Suitable for dry, damp, and wet location
- Protections: Short circuit / Over current / Over voltage / Over temperature
- 5 years warranty



		LPF-16(D)/25(D)	LPF-40(D)
AC input voltage range		90~305VAC ; 127~431VDC	
AC inrush current (max.)		LPF-16(D): Cold start, 45A at 230VAC LPF-25(D): Cold start, 50A at 230VAC	Cold start, 50A
Over current protection		95% ~108% constant current, auto-recovery	
Over voltage protection		110%~150% rated output voltage	
Setup, rise, hold up time		500ms, 80ms, 16ms at full load and 230VAC	
Withstand voltage		I/P - O/P: 3.75kVAC	
Working temperature		Tcase= -35~+70°C (refer to "OUTPUT LOAD vs TEMPERATURE")	Tcase= -40~+80°C (refer to "OUTPUT LOAD vs TEMPERATURE")
Safety standards		UL8750, ENEC EN61347-1, EN61347-2-13, EN62384, PSE J61347-1, J61347-2-13, EAC TP TC 004, GB19510.14, GB19510.1 approved; TUV EN61347-1, EN61347-2-13 approved for LPF-40(D)	
EMC standards		EN55015, EN61547, EN61000-3-2 class C, EN61000-3-3, EN61000-4-2,3,4,5,6,8,11, EAC TP TC 020, GB17743, GB17625.1	
Connection	Input	UL rated, SJTW 18AWGx2C (30cm)	
	Output	LPF-16/25: UL rated, SVT 18AWGx2C (30cm) LPF-16D/25D: UL rated, SJTW 18AWGx4C (30cm)	LPF-40: UL rated, SVT 18AWGx2C (30cm) LPF-40D: UL2464,18AWGx2C(30cm)+22AWGx2C (30cm)
Dimension (LxWxH)(mm)		148x 40x 32	162.5x 43x 32

LPF-16□ Series

1-10VDC (D-Type)

Model No.	Output	Tol.	R&N	Effi.
LPF-16□-12	12V, 0~1.34A	±5%	150mV	83.0%
LPF-16□-15	15V, 0~1.07A	±5%	150mV	83.0%
LPF-16□-20	20V, 0~0.80A	±5%	150mV	84.5%
LPF-16□-24	24V, 0~0.67A	±5%	150mV	84.5%
LPF-16□-30	30V, 0~0.54A	±5%	200mV	84.5%
LPF-16□-36	36V, 0~0.45A	±5%	250mV	85.0%
LPF-16□-42	42V, 0~0.39A	±5%	250mV	85.0%
LPF-16□-48	48V, 0~0.34A	±5%	250mV	85.0%
LPF-16□-54	54V, 0~0.30A	±5%	350mV	84.5%

□ = Blank, D ; Blank: without dimming function , D: with dimming function

LPF-25□ Series

1-10VDC (D-Type)

Model No.	Output	Tol.	R&N	Effi.
LPF-25□-12	12V, 0~2.10A	±4%	150mV	84.0%
LPF-25□-15	15V, 0~1.67A	±4%	150mV	84.0%
LPF-25□-20	20V, 0~1.25A	±4%	150mV	85.0%
LPF-25□-24	24V, 0~1.05A	±4%	150mV	85.5%
LPF-25□-30	30V, 0~0.84A	±4%	200mV	85.5%
LPF-25□-36	36V, 0~0.70A	±4%	250mV	85.5%
LPF-25□-42	42V, 0~0.60A	±4%	250mV	85.5%
LPF-25□-48	48V, 0~0.53A	±4%	250mV	86.0%
LPF-25□-54	54V, 0~0.47A	±4%	350mV	86.0%

□ = Blank, D ; Blank: without dimming function , D: with dimming function

LPF-40□ Series

1-10VDC (D-Type) (for 48~54V) (for 12~42V)

Model No.	Output	Tol.	R&N	Effi.
LPF-40□-12	12V, 0~3.34A	±4%	150mV	84.0%
LPF-40□-15	15V, 0~2.67A	±4%	150mV	85.0%
LPF-40□-20	20V, 0~2.00A	±4%	150mV	86.0%
LPF-40□-24	24V, 0~1.67A	±4%	150mV	87.0%
LPF-40□-30	30V, 0~1.34A	±4%	200mV	88.0%
LPF-40□-36	36V, 0~1.12A	±4%	250mV	88.0%
LPF-40□-42	42V, 0~0.96A	±4%	250mV	88.5%
LPF-40□-48	48V, 0~0.84A	±4%	250mV	89.0%
LPF-40□-54	54V, 0~0.76A	±4%	350mV	89.0%

□ = Blank, D ; Blank: without dimming function , D: with dimming function

Note: LPF series upgrated with global certificate cable for Non-Dimming types.

LPF series 60~90W

Features

- Constant voltage+constant current modes (D-Type: Constant current mode only)
- LPF: 90~305VAC input
  LPFH: 200~400VAC input
- Fully isolated plastic case with IP67 level
- Isolation class II, no F.G.
- Class 2 power unit
- Type HL LED Driver for use in Class I, Division 2 hazardous location luminaires [LPFH-60(D) & LPF-90(D) only]
- Built-in 3 in 1 dimming function (1~10VDC, PWM signal or resistance) for D-Type
- Suitable for LED lighting with independent applications
- Suitable for dry, damp, and wet location
- Protections: Short circuit / Over current / Over voltage / Over temperature
- 5 years warranty



		LPF-60(D)	LPF-90(D)	LPFH-60(D)
AC input voltage range		90~305VAC ; 127~431VDC		200~400VAC; 282~566VDC
AC inrush current (max.)		Cold start, 55A at 230VAC	Cold start, 70A at 230VAC	Cold start, 40A at 374VAC
Over current protection		95% ~108% constant current, auto-recovery		
Over voltage protection		110%~150% rated output voltage		
Setup, rise, hold up time		500ms, 80ms, 16ms at full load and 230VAC	500ms, 200ms, 16ms at full load and 230VAC	500ms, 100ms, 10ms at full load and 347VAC
Withstand voltage		I/P - O/P: 3.75kVAC		I/P - O/P: 3kVAC
Working temperature		Tcase= -40~+80°C	Tcase= -40~+70°C	Tcase= -40~+90°C
Safety standards		UL8750, ENEC and TUV EN61347-1, EN61347-2-13, EAC TP TC 004, EN62384, PSE J61347-1, J61347-2-13, GB19510.14, GB19510.1		UL8750, EAC TP TC 004 approved
EMC standards		EN55015, EN61547, EN61000-3-2 class C, EN61000-3-3, EN61000-4-2,3,4,5,6,8,11, GB17743, GB17625.1, EAC TP TC 020		FCC part 15 class B, EAC TP TC 020
Connection	Input	UL rated, SJTW 18AWGx2C (30cm)		UL rated, UL1015 18AWGx2C (30cm)
	Output	LPF-60: UL rated, SVT 18AWGx2C (30cm) LPF-60D: UL2464 18AWGx2C(30cm)+22AWGx2C (30cm)	LPF-90: UL rated, SVT 18AWGx2C (30cm) LPF-90D: UL2464 18AWGx4C (30cm)	LPFH-60: UL rated, UL1015 18AWGx2C (30cm) LPFH-60D: UL rated, UL1015 18AWGx2C (30cm) +22AWGx2C (30cm)
Dimension (LxWxH)(mm)		162.5x 43x 32	161x 61x 36	162.5x 43x 32

LPF-60□ Series

Model No.	Output	Tol.	R&N	Effi.
LPF-60□-12	12V, 0~5.00A	±4%	150mV	86%
LPF-60□-15	15V, 0~4.00A	±4%	150mV	87%
LPF-60□-20	20V, 0~3.00A	±4%	150mV	88%
LPF-60□-24	24V, 0~2.50A	±4%	150mV	89%
LPF-60□-30	30V, 0~2.00A	±4%	200mV	90%
LPF-60□-36	36V, 0~1.67A	±4%	250mV	90%
LPF-60□-42	42V, 0~1.43A	±4%	250mV	90%
LPF-60□-48	48V, 0~1.25A	±4%	250mV	90%
LPF-60□-54	54V, 0~1.12A	±4%	350mV	90%

□ = Blank, D ; Blank: without dimming function , D: with dimming function

LPF-90□ Series

Model No.	Output	Tol.	R&N	Effi.
LPF-90□-15	15V, 0~5.00A	±4%	150mV	89.0%
LPF-90□-20	20V, 0~4.50A	±4%	150mV	89.5%
LPF-90□-24	24V, 0~3.75A	±4%	150mV	90.0%
LPF-90□-30	30V, 0~3.00A	±4%	200mV	90.5%
LPF-90□-36	36V, 0~2.50A	±4%	200mV	90.5%
LPF-90□-42	42V, 0~2.15A	±4%	200mV	90.5%
LPF-90□-48	48V, 0~1.88A	±4%	200mV	90.5%
LPF-90□-54	54V, 0~1.67A	±4%	200mV	90.5%

□ = Blank, D ; Blank: without dimming function , D: with dimming function

LPFH-60□Series

Model No.	Output	Tol.	R&N	Effi.
LPFH-60□-12	12V, 0~5.00A	±4%	150mV	86%
LPFH-60□-15	15V, 0~4.00A	±4%	150mV	87%
LPFH-60□-24	24V, 0~2.50A	±4%	150mV	89%
LPFH-60□-36	36V, 0~1.67A	±4%	250mV	90%
LPFH-60□-42	42V, 0~1.43A	±4%	250mV	90%
LPFH-60□-48	48V, 0~1.25A	±4%	250mV	90%
LPFH-60□-54	54V, 0~1.12A	±4%	350mV	90%

□= Blank, D ; Blank: without dimming function , D: with dimming function

Note: LPF series upgrated with global certificate cable for Non-Dimming types.

PWM series 40~90W

Features

- Constant voltage PWM style output mode
- Universal AC input (90 to 305VAC) / Full range
- High efficiency up to 90.5%
- No load power consumption <0.5W
- Fully isolated plastic case with IP67 level
- Isolation class II, no F.G.
- Class 2 power unit (except for PWM-90-12 & PWM-120)
- Type HL LED Driver for use in Class I, Division 2 hazardous location luminaires (except for PWM-90)
- Built-in 3 in 1 dimming function (0~10VDC, PWM signal or resistance)
- Built-in DALI/Bluetooth mesh interface (except for PWM-40)
- Suitable for dry, damp, and wet location
- Suitable for LED strip lighting
- Protections: Short circuit / Overload / Over voltage / Over temp.
- 5 years warranty



	PWM-40	NEW PWM-60(DA/BLE) PWM-60-KN	PWM-90 PWM-90(DA)
AC input voltage range	90~305VAC; 127~431VDC		
AC inrush current (max.)	Cold start, 50A at 230VAC		Cold start, 60A at 230VAC
Overload protection	108%~130% hiccup mode, auto-recovery		
Over voltage protection	113%~142% rated output voltage (116%~142% rated output voltage for PWM-60-KN)		
Over temp. protection	Shut down o/p voltage, re-power on to recover		
Setup time	500ms / 115VAC or 230VAC		
Total harmonic distortion	THD<20%		
PWM output frequency	1.47kHz (200~4000Hz user changable via ETS for PWM-60-KN)		
Withstand voltage	I/P-O/P: 3.75kVAC		
Working temperature	Tcase= -40~+85°C(-35~+85°C for PWM-60-KN) (refer to "OUTPUT LOAD vs TEMPERATURE")		Tcase= -40~+90°C
Safety standards	UL8750(except for DA-Type & PWM-60-KN), UL879(PWM-40/60-12/24 only), CSA C22.2 No.250.13-12 (except for PWM-60-KN); ENEC EN61347-1,EN61347-2-13 independent,EN62384, IP67 (except for PWM-60-KN),BIS IS 15885 (for 12,24,48, Blank Type only), EAC TP TC 004, GB19510.1,GB19510.14 approved; Design refer to EN60335-1(except for PWM-60-KN)		
EMC standards	EN55015, EN61000-3-2 Class C (@load≧60%) ; EN61000-3-3,GB17743 and GB17625.1, EAC TP TC 020, EN61000-4-2,3,4,5,6,8,11; EN61547, light industry level (surge immunity Line-Line 2KV)		
Connection – Input	UL rated, SJTW 18AWGx2C (30cm)		
Connection – Output	UL2464 18AWG x2C (30cm)+ 22AWG x2C (30cm)	PWM-60(DA): UL2464 18AWG x2C (30cm)+22AWG x2C (30cm) PWM-60-KN: UL2464 18AWG x2C (30cm)+20AWG x2C (35cm)	SJTW 16AWGx2C (30cm)+ UL2464 18AWGx2C (30cm)
Dimension (LxWxH) (mm)	150x 53x 35	150x 53x 35	171x 63x 37.5

PWM-40 Series

(for 12V,24V)

Model No.	Output	Tol.	Effi.
PWM-40-12	12V, 0~3.34A	±4%	86.0%
PWM-40-24	24V, 0~1.67A	±3%	89.0%
PWM-40-36	36V, 0~1.12A	±2%	90.0%
PWM-40-48	48V, 0~0.84A	±1%	90.0%

PWM-60-KN Series

Model No.	Output	Tol.	Effi.
PWM-60-12□	12V, 0~5A	±4%	86.0%
PWM-60-24□	24V, 0~2.5A	±3%	89.0%

□= KN, KNBST; KN: KNX control technology
KNBST: KNX control technology with BST14 connector

PWM-60 Series

(DA-Type)
E320521 (for 12/24/48 Blank-Type)
Type HL (except for DA-Type)
(12,24,48 Blank-Type)

Model No.	Output	Tol.	Effi.
PWM-60-12◯	12V, 0~5A	±4%	86.0%
PWM-60-24◯	24V, 0~2.5A	±3%	89.0%
PWM-60-36	36V, 0~1.67A	±2%	90.0%
PWM-60-48	48V, 0~1.25A	±1%	90.0%

PWM-90 Series

(DA-Type)
(except for 36V)

Model No.	Output	Tol.	Effi.
PWM-90-12◯	12V, 0~7.5A	±4%	88.0%
PWM-90-24◯	24V, 0~3.75A	±3%	90.5%
PWM-90-36	36V, 0~2.5A	±2%	90.5%
PWM-90-48	48V, 0~1.88A	±1%	90.5%

◯ = Blank, DA, BLE; Blank: with 3 in 1 dimming function , DA/BLE: with DALI/Bluetooth mesh function (12V/24V only)

PWM series 120~200W

Features

- Constant voltage PWM style output mode
- Universal AC input (90 to 305VAC) / Full range
- High efficiency up to 94%
- No load power consumption <0.5W
- Fully isolated plastic case with IP67 level
- Isolation class II, no F.G.
- Type HL LED Driver for use in Class I, Division 2 hazardous location luminaires
- Built-in 3 in 1 dimming function (0~10VDC, PWM signal or resistance)
- Built-in DALI/Push Dim/KNX/Bluetooth mesh Dimming
- Suitable for dry, damp, and wet location
- Suitable for LED strip lighting
- Protections: Short circuit / Overload / Over voltage / Over temp.
- 5 years warranty



	PWM-120(DA/BLE) NEW PWM-120-KN	PWM-200(DA/BLE) PWM-200-KN
		Coming Soon
AC input voltage range	90~305VAC; 127~431VDC	100~305VAC; 141~431VDC
AC inrush current (max.)	Cold start, 60A at 230VAC	Cold start, 65A at 230VAC
Overload protection	PWM-120(DA):108%~120% hiccup mode, auto-recovery PWM-120-KN: 108%~130% hiccup mode, auto-recovery	108%~135% hiccup mode, auto-recovery
Over voltage protection	113%~142% rated output voltage	
Over temp. protection	Shut down o/p voltage, re-power on to recover	
Setup time	500ms / 115VAC or 230VAC	500ms / 230VAC
Total harmonic distortion	THD<20%	THD<10%
PWM output frequency	1.47kHz	2kHz
	PWM-KN Series: 200~4000Hz user changable via ETS for PWM-KN Series	
Withstand voltage	I/P-O/P: 3.75kVAC	
Working temperature	Tcase= -40~+90°C (refer to "OUTPUT LOAD vs TEMPERATURE")	
Safety standards	UL8750(except for PWM-120-12DA-Type & PWM-120-KN), CSA C22.2 No. 250.13-12(except for PWM-120-KN); ENEC EN61347-1,EN62384, EN61347-2-13 independent, IP67(except for PWM-120-KN),BIS IS15885(for PWM-120-12,24only), EAC TP TC 004, GB19510.1,GB19510.14 approved; Design refer to EN60335-1	
EMC standards	EN55015, EN61000-3-2 Class C (@load≧60%) ; EN61000-3-3,GB17743 and GB17625.1,EAC TP TC 020, EN61000-4-2,3,4,5,6,8,11; EN61547, light industry level (surge immunity Line-Line 2KV)	
Connection – Input	Blank-Type/PWM-KN Series: UL rated, SJTW 18AWGx2C (30cm) DA-Type : SJOW 17AWGx2C (30cm) & H05RN-F 1.0mm²	SJOW 17AWGx2C (30cm) & H05RN-F 1.0mm²
Connection – Output	Blank-Type: SJTW 14AWGx2C (30cm)+ UL2464 18AWGx2C (30cm) DA-Type : SJOW 17AWGx2C (30cm) & H05RN-F 1.0mm²+UL2464 18AWGx2C (30cm) PWM-KN Series: SJOW 17AWGx2C (30cm)+ UL2464 20AWGx2C (35cm)	UL2464 18AWGx2C (35cm)+SJOW 17AWGx2C (30cm) & H05RN-F 1.0mm² for 24V/36V/48V UL2464 18AWGx2C (35cm)+SJOW 14AWGx2C (30cm) & H05RN-F 1.0mm² for 12V
Dimension (LxWxH) (mm)	191x 63x 37.5	195x 68x 39.5

PWM-120 Series

(DA-Type) (for 12V,24V;except for PWM-KN Series) (except for 12DA-Type & PWM-KN Series)

Model No.	Output	Tol.	Effi.
PWM-120-12 ◯	12V, 0~10A	±4%	88.0%
PWM-120-24 ◯	24V, 0~5A	±4%	90.0%
PWM-120-36	36V, 0~3.4A	±2%	90.0%
PWM-120-48	48V, 0~2.5A	±1%	90.5%

PWM-200 Series

(DA-Type) (for 12V,24V;except for PWM-KN Series)

Model No.	Output	Tol.	Effi.
PWM-200-12 ◯	12V,0~16.6A	±4%	92.0%
PWM-200-24 ◯	24V, 0~8.3A	±4%	93.0%
PWM-200-36	36V, 0~5.5A	±2%	93.5%
PWM-200-48 ◯	48V, 0~4.16A	±1%	94%

◯ = Blank, DA, BLE, KN, KNBST;
Blank: with 3 in 1 dimming function, DA: with DALI function, BLE: with Bluetooth mesh, KN: KNX control technology, KNBST: KNX control technology with BST14 connector

ODLV series 45~65W

Features

- Constant voltage PWM style output mode
- ODLV-45: 90~295VAC input
  ODLV-65: 180~295VAC input only
- No load power consumption<0.5W (Blank-Type)
- High efficiency up to 90%
- Fully encapsulated with IP67 level
- Isolation class II, no FG
- Built-in 2 in 1 dimming (0~10VDC or PWM signal)
- Built-in 12V/50mA auxiliary output (A-Type)
- Suitable for LED strip lighting
- Protection: Short circuit / Over current
- 3 years warranty

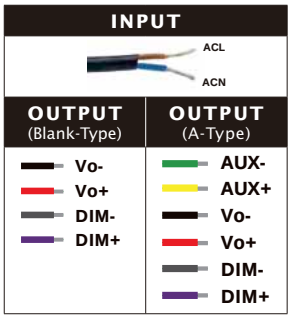

ODLV-45(A)

ODLV-65(A)

AC input voltage range		90 ~ 295VAC ; 127 ~ 417VDC	180 ~ 295VAC; 254~417VDC
AC inrush current (max.)		Cold start, 30A at 230VAC	
Setup time		500ms / 230VAC	
Short circuit protection		Shut down O/P voltage, re-power on to recovery	
PWM dimming signal		10V PWM signal, frequency range 300Hz~3kHz	
Total harmonic distortion		THD<20%	
Withstand voltage		I/P-O/P: 3.75KVAC	
Working temperature		Tcase= -20~+85°C (refer to "OUTPUT LOAD vs TEMPERATURE")	
Safety standards		UL8750, ENEC EN61347-1, EN61347-2-13, EN62384, GB19510.14, GB19510.1, BIS IS15885(for 12V, 24V, 48V only), EAC TP TC 004 approved	
EMC standards		EN55015, EN61000-3-2 Class C, EN61000-3-3, EN61000-4-2,3,4,5,6,8,11, EN61547, GB17743, GB17625.1, EAC TP TC 020	
Connection	Input	SVT 18AWGx2C (20cm)	
	Output	Blank-Type: UL1007 18AWGx2C(20cm) + UL1007 22AWGx2C(15cm) A-Type: UL1007 18AWGx2C(20cm) + UL1007 22AWGx2C(15cm) + UL1007 22AWGx2C(15cm)	
Dimension (LxWxH) mm		111 x 77 x 28.5	121 x 77 x 28.5

PWM Series with Multi-Dimming Functions:

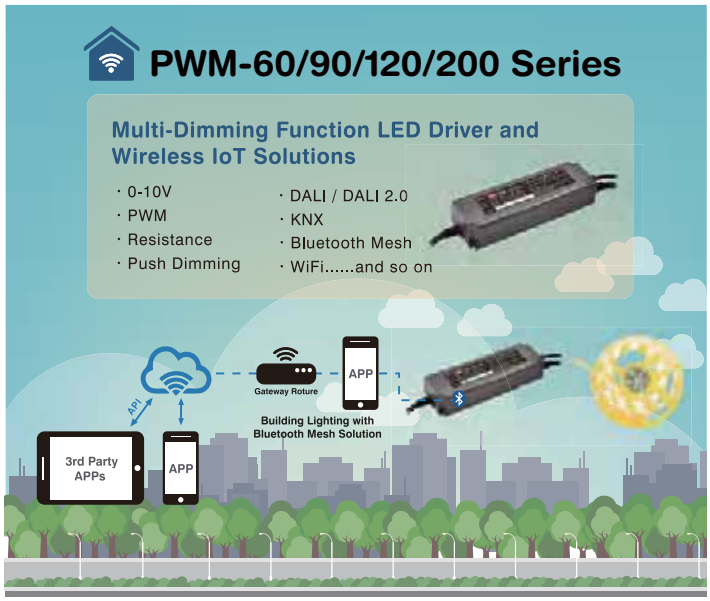

Note: Please refer to page 17-18 for PWM Series

ODLV-45/45A Series (for 12V,24V,48V only)

Model No.	Output	Tol.	Effi.
ODLV-45□-12	12V, 0~3A	±10%	84%
ODLV-45□-24	24V, 0~1.88A	±10%	86%
ODLV-45□-36	36V, 0~1.25A	±10%	88%
ODLV-45□-48	48V, 0~0.94A	±10%	88%
ODLV-45□-60	60V, 0~0.75A	±10%	90%

□ = Blank/A; Blank: without auxiliary output, A: with auxiliary function

ODLV-65/65A Series (for 12V,24V,48V only)

Model No.	Output	Tol.	Effi.
ODLV-65□-12	12V, 0~4.2A	±10%	85%
ODLV-65□-24	24V, 0~2.4A	±10%	87%
ODLV-65□-36	36V, 0~1.8A	±10%	88%
ODLV-65□-48	48V, 0~1.35A	±10%	89%
ODLV-65□-60	60V, 0~1.08A	±10%	90%

□ = Blank/A; Blank: without auxiliary output, A: with auxiliary function

ODLC series 45~65W

Features

- Constant Current mode
- Flicker free design
- ODLC-45: 90~295VAC input,
  ODLC-65: 180~295VAC input
- No load power consumption <0.5W (Blank/DA-Type)
- Fully encapsulated with IP67 level
- Isolation class II, no FG
- Built-in DALI interface (ODLC-45/65-DA)
- Built-in 2 in 1 dimming (0~10VDC or PWM signal)
- Built-in 12V/50mA auxiliary output (A-Type)
- Suitable for LED lighting applications
- Protection: Short circuit / Over current
- 3 years warranty

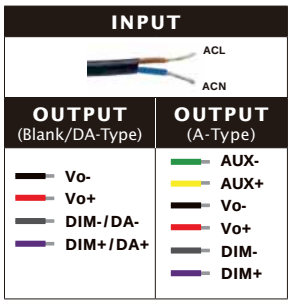

ODLC-45(A)&ODLC-45DA

ODLC-65(A)&ODLC-65DA

AC input voltage range		90 ~ 295VAC ; 127 ~ 417VDC	180 ~ 295VAC ; 254~417VDC
AC inrush current (max.)		Cold start, 30A at 230VAC	
Setup time		500ms / 230VAC	
PWM dimming signal		10V PWM signal, frequency range 300Hz~3kHz	
Total harmonic distortion		THD<20%	
Short circuit protection		Hiccup mode, auto-recovery	
Withstand voltage		I/P-O/P: 3.75KVAC	
Working temperature		Tcase= -20~+85°C	
Safety standards		UL8750, ENEC EN61347-1, EN61347-2-13, EN62384, GB19510.14, GB19510.1, EAC TP TC 004, BIS 15885 (refer to spec for models) approved	
DALI standards		IEC 62386-101, 102 (DA-Type only)	
EMC standards		EN55015, EN61000-3-2 Class C, EN61000-3-3, EN61000-4-2,3,4,5,6,8,11, EN61547, GB17743, GB17625.1, EAC TP TC 020	
Connection	Input	SVT 18AWGx2C (20cm)	
	Output	Blank/DA-Type: UL1007 18AWGx2C(20cm) + UL1007 22AWGx2C(15cm) A-Type: UL1007 18AWGx2C(20cm) + UL1007 22AWGx2C(15cm) + UL1007 22AWGx2C(15cm)	
Dimension (LxWxH) mm		111x 77x 28.5	121 x 77 x 28.5

ODLC-45 Series

Model No.	Output	Tol.	Effi.
ODLC-45□-350◯	57 ~ 95V, 350mA	±7%	86%
ODLC-45□-500◯	54 ~ 90V, 500mA	±7%	85%
ODLC-45□-700◯	38 ~ 64V, 700mA	±7%	85%
ODLC-45□-1050◯	26 ~ 43V, 1050mA	±7%	84%
ODLC-45□-1400◯	19 ~ 32V, 1400mA	±7%	83%

□= Blank/A; Blank: without auxiliary output, A: with auxiliary function
◯= Blank or DA (without Auxiliary power)

ODLC-65 Series

Model No.	Output	Tol.	Effi.
ODLC-65□-700◯	69 ~ 93V, 700mA	±7%	88%
ODLC-65□-1050◯	46 ~ 62V, 1050mA	±7%	86%
ODLC-65□-1400◯	34 ~ 46V, 1400mA	±7%	85%
ODLC-65□-1750◯	27 ~ 36V, 1750mA	±7%	85%

□= Blank/A; Blank: without auxiliary output, A: with auxiliary function
◯= Blank or DA (without Auxiliary power)

Intelligent dimming control

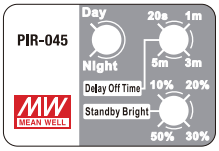

Photoelectric Motion Sensor
(Or please refer to page 31 for Wireless Dimming control)

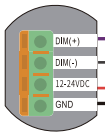

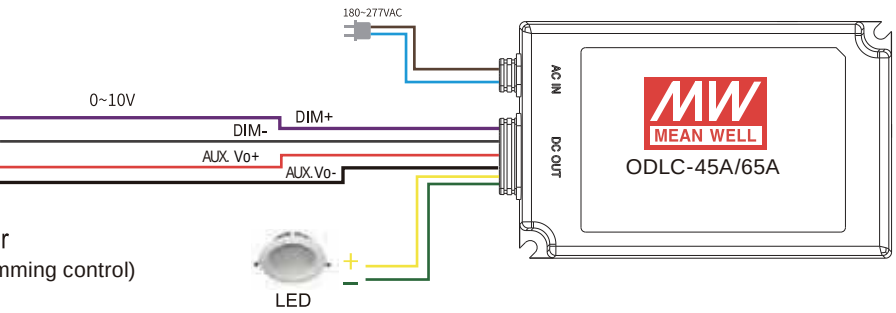

PLD series 16~60W

Features

- Constant current mode
- PLD-16: 115VAC or 230VAC input
  PLD-25: 90~295VAC input
  PLD-40/60: 230VAC input only
- Fully isolated plastic case with IP42 level
- Isolation class II, no F.G.
- Class 2 power unit / Pass LPS (PLD-16/25)
- Suitable for indoor LED lighting applications
- Protections: Short circuit / Over temperature
- 3 years warranty

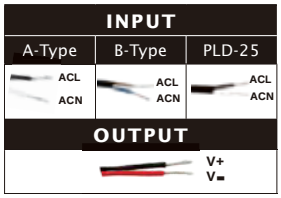

		PLD-16	PLD-25	PLD-40	PLD-60
AC input voltage range		115VAC (90~135VAC) or 230VAC (180~295VAC)	90~295VAC	230VAC (180~295VAC)	
AC inrush current (max.)		Cold start, 20A at 230VAC	Cold start, 25A at 230VAC		
Setup time		500ms at full load and 230VAC			
Total harmonic distortion		THD<20%			
Withstand voltage		I/P - O/P: 3.75kVAC			
Short circuit protection		Hiccup mode, auto-recovery			
Over temp. protection		Shut down o/p voltage, re-power on to recover		Shut down o/p voltage, auto-recovery	
Working temperature		-30~+50ºC	-30~+60ºC	-30~+50ºC	-30~+45ºC
Safety standards		UL8750 (PLD-16/25 only), ENEC EN61347-1, EN61347-2-13, EAC TP TC 040, BIS IS15885 (refer to sepc for models), EN62384 (except for PLD-16 A-Type) GB19510.14, GB19510.1 (except for PLD-60)			
EMC standards		EN55015 (except for PLD-16 A-Type), EN61000-3-2 Class C, EN61000-3-3, EN61000-4,2,3,4,5,6,8,11, EN61547, FCC part 18 non-consumer equipment (PLD-16 A-Type, PLD-25), GB17743, EAC TP TC 020, GB17625.1(except for PLD-60)			
Connection	Input	PLD-16 A-Type: UL1430 18AWGx2C (7.5cm) PLD-16 B-Type & PLD-25: NISPT-1 18AWGx2C (7.5cm) PLD-40/60: H03VVH2-F 0.75mm^2 x2C (7.5cm)			
	Output	UL1430 18AWGx2C (15cm)			
Dimension (LxWxH)(mm)		84x 57x 29.5		128x 60x 31.5	

PLD-16 Series

(for 350mA) (for 700~1400mA) (B-Type) (A-Type) (Optional) (B-Type) (B-Type)

Model No.	Output	Io Tol.	R&N	Effi.
PLD-16-350 □	24~48V, 350mA	±5%	4.6V	84.5%
PLD-16-700 □	16~24V, 700mA	±5%	2.7V	84.5%
PLD-16-1050 □	12~16V, 1050mA	±5%	2.2V	84.0%
PLD-16-1400 □	8~12V, 1400mA	±5%	2.0V	82.5%

□ =A or B-Type ; A-Type: 90~135VAC, B-Type: 180~295VAC

PLD-25 Series

(for 1050/1400mA) (Optional)

Model No.	Output	Io Tol.	R&N	Effi.
PLD-25-350	36~58V, 350mA	±5%	4.6V	85%
PLD-25-700	24~36V, 700mA	±5%	2.7V	86%
PLD-25-1050	16~24V, 1050mA	±5%	2.2V	85%
PLD-25-1400	12~18V, 1400mA	±5%	2.0V	84%

PLD-40 Series

(for 700-1400B) (Optional)

Model No.	Output	Io Tol.	R&N	Effi.
PLD-40-350B	70~108V, 350mA	±5%	9.5V	88%
PLD-40-500B	45~80V, 500mA	±5%	5.0V	88%
PLD-40-700B	34~57V, 700mA	±5%	3.1V	87%
PLD-40-1050B	22~38V, 1050mA	±5%	2.6V	87%
PLD-40-1400B	17~29V, 1400mA	±5%	2.5V	86%
PLD-40-1750B	13~23V, 1750mA	±5%	2.4V	86%

PLD-60 Series

(for 700-1400B)

Model No.	Output	Io Tol.	R&N	Effi.
PLD-60-500B	70~108V, 500mA	±5%	10.2V	88%
PLD-60-700B	50~86V, 700mA	±5%	5.6V	87%
PLD-60-1050B	34~57V, 1050mA	±5%	3.8V	87%
PLD-60-1400B	25~43V, 1400mA	±5%	3.4V	86%
PLD-60-1750B	20~34V, 1750mA	±5%	3.3V	86%
PLD-60-2000B	18~30V, 2000mA	±5%	2.4V	86%
PLD-60-2400B	15~25V, 2400mA	±5%	2.4V	85%

PCD series 16~60W

Features

- Constant current mode
- PCD-16/25: 115VAC or 230VAC input
  PCD-40/60: 230VAC input only
- AC phase-cut dimming, work with leading edge and trailing edge TRIAC dimmers
- Fully isolated plastic case with IP42 level
- Isolation class II, no F.G.
- Class 2 power unit / Pass LPS (PCD-16/25)
- Protections: Short circuit / Over temperature
- 3 years warranty

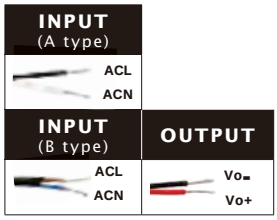

	PCD-16/25	PCD-40/60
AC input voltage range	115VAC (90~135VAC) or 230VAC (180~295VAC)	230VAC (180~295VAC)
AC inrush current (max.)	Cold start, 10A at 230VAC	PCD-40: Cold start, 11A at 230VAC PCD-60: Cold start, 13A at 230VAC
Setup time	500ms at full load and 230VAC	
Total harmonic distortion	THD<20%	
Withstand voltage	I/P - O/P: 3.75kVAC	
Working temperature	-30~+60ºC (refer to output derating curve)	PCD-40: -30~+50ºC ; PCD-60: -30~+45ºC
Safety standards	UL8750 (PCD-16/25 only), ENEC EN61347-1, EN61347-2-13, EN62384 (except for PCD-16/25 A-Type), GB19510.14, GB19510-1, EAC TP TC 004, BIS IS15885 (PCD-16/25-350B/700B)	
EMC standards	EN55015(except for PCD-16/25 A-Type), EN61000-3-2 class C, EN61000-3-3, EN61000-4-2,3,4,5,6,8, 11, EN61547; FCC part 18 non-consumer equipment (for PCD-16/25 A-Type), GB17743, GB17625.1, EAC TP TC 020	
Connection — Input	A-Type: UL1430 18AWGx2C (7.5cm); B-Type: NISPT-1 18AWGx2C (7.5cm)	H03VVH2-F 0.75mm² x2C (7.5cm)
Connection — Output	UL1430 18AWGx2C (15cm)	
Dimension (LxWxH)(mm)	84x 57x 29.5	128x 60x 31.5

PCD-16 Series

(B-Type) (A-Type) (for 350B, 700B) (Optional) (B-Type) (B-Type)

Model No.	Output	Io Tol.	R&N	Effi.
PCD-16-350 □	24~48V, 350mA	±5%	4.6V	82.0%
PCD-16-700 □	16~24V, 700mA	±5%	2.7V	81.0%
PCD-16-1050 □	12~16V, 1050mA	±5%	2.2V	80.5%
PCD-16-1400 □	8~12V, 1400mA	±5%	2.0V	80.0%

□ =A or B-Type ; A-Type: 90~135VAC, B-Type: 180~295VAC

PCD-25 Series

(B-Type) (A-Type) (for 350B, 700B) (Optional) (B-Type) (B-Type)

Model No.	Output	Io Tol.	R&N	Effi.
PCD-25-350 □	40~58V, 350mA	±5%	4.6V	82.0%
PCD-25-700 □	24~36V, 700mA	±5%	2.7V	81.0%
PCD-25-1050 □	16~24V, 1050mA	±5%	2.2V	80.5%
PCD-25-1400 □	12~18V, 1400mA	±5%	2.0V	80.0%

□ =A or B-Type ; A-Type: 90~135VAC, B-Type: 180~295VAC

PCD-40 Series

(Optional)

Model No.	Output	Io Tol.	R&N	Effi.
PCD-40-350B	70~108V, 350mA	±5%	9.5V	87%
PCD-40-500B	45~80V, 500mA	±5%	5.0V	87%
PCD-40-700B	34~57V, 700mA	±5%	3.1V	86%
PCD-40-1050B	22~38V, 1050mA	±5%	2.6V	86%
PCD-40-1400B	17~29V, 1400mA	±5%	2.5V	85%
PCD-40-1750B	13~23V, 1750mA	±5%	2.4V	85%

PCD-60 Series

(optional)

Model No.	Output	Io Tol.	R&N	Effi.
PCD-60-500B	70~108V, 500mA	±5%	10.2V	87%
PCD-60-700B	50~86V, 700mA	±5%	5.6V	86%
PCD-60-1050B	34~57V, 1050mA	±5%	3.8V	86%
PCD-60-1400B	25~43V, 1400mA	±5%	3.4V	85%
PCD-60-1750B	20~34V, 1750mA	±5%	3.3V	85%
PCD-60-2000B	18~30V, 2000mA	±5%	2.4V	85%
PCD-60-2400B	15~25V, 2400mA	±5%	2.4V	84%

Dimmer Compatibility Chart

Manufacturer	Dimmer Model	
LUTRON	SKYLARK SF-12P-277	(277VAC / 60Hz)
LUTRON	DVF-103P-277	(277VAC / 60Hz)
LUTRON	SKYLARK SF-10P	(120VAC / 60Hz)
LUTRON	SKYLARK S-600P	(120VAC / 60Hz)
LUTRON	SKYLARK DVF-103P	(120VAC / 60Hz)
LEVITON	ILLUMATECH TM Cat.No.IP106	(120VAC / 60Hz)
LEVITON	SURESLIDE TM Cat.No.6633-P	(120VAC / 60Hz)
LEVITON	SURESLIDE TM Cat. NO.6615-P	(120VAC / 60Hz)
JUNG	Licht-Management 225 T DE	(230VAC / 50Hz)
JUNG	Licht-Management 225 NV DE	(230VAC / 50Hz)
BERKER	Tronic-Drehdimmer 286710	(230-240VAC / 50Hz)
BE LICHTREGLER	T39.01	(230VAC / 50Hz)
BE LICHTREGLER	T46	(230VAC / 50Hz)
CLIPSAL	32E450UDM	(220-240VAC / 50Hz)
CLIPSAL	NO 32E450TM	(220-240VAC / 50Hz)

► Conduction angle: 30 degrees (min.) / 180 degrees (max.)
► For PCD-16/25/40/60 only

PLN series 20~96W

Features

- Constant current mode (PLN-20/30/45/60)
- Constant current + constant voltage (PLN-100)
- Universal AC input (90 to 295VAC) / Full range
- Fully isolated plastic case with IP64 level
- Isolation class II, no F.G. for PLN-20/30
- Class 2 power unit / Pass LPS
- User adjustable output voltage (except for PLN-20) and current protection level
- Suitable for LED lighting with independent applications
- Protections: Short circuit / Over current / Over voltage / Over temperature
- 2 years warranty

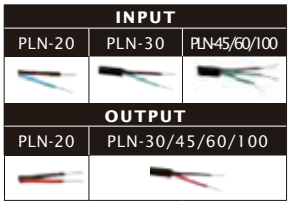

	PLN-20	PLN-30	PLN-45/60	PLN-100
AC input voltage range	90~277VAC; 127~392VDC	90~295VAC ; 127~417VDC		
AC inrush current (max.)	Cold start, 35A at 230VAC			Cold start, 40A at 230VAC
DC adjustment range	None	95%~108%		85%~100%
Current adjustment range	75%~100%	75%~103%		
Over current protection	95%~110% constant current limiting, auto-recovery	100%~110% constant current limiting, auto-recovery	95%~110% constant current limiting, auto-recovery	95%~102% constant current limiting, auto-recovery
Over voltage protection	105%~142%	110%~155%	115%~140%	107%~135%
Setup time	500ms at full load and 230VAC			
Total harmonic distortion	THD<20%			
Withstand voltage	I/P-O/P: 3.75kVAC		I/P-O/P: 3.75kVAC I/P-FG: 2kVAC O/P-FG: 1.5kVAC	
Working temperature	-30~+60°C	-30~+50°C (refer to output derating curve)		
Safety standards	TUV EN61347-1, EN61347-2-13, EAC TP TC 004 approved for PLN series; UL8750 approved for PLN-20/45/60, UL879, UL1310 approved for PLN-30/45/60/100			
EMC standards	EN55015, EN55032 class B (PLN-100 only), EN61000-3-2 class C, EN61000-3-3, EN61000-4-2,3,4,5,6,8,11, EN61547, EAC TP TC 020			
Connection – Input	UL rated, UL1015 18AWGx2C (32cm)	UL rated, SVT 18AWGx2C (32cm)	UL rated, SVT 18AWGx3C (30cm)	UL rated, SVT 18AWGx3C (31cm)
Connection – Output			UL rated, SVT 18AWGx2C (30cm)	UL rated, SVT 18AWGx2C (31cm)
Dimension (LxWxH) (mm)	148.5x 38.5x 28	145x 47x 30	181x 61.5x 35	200x 70.5x 35

PLN-20 Series

Model No.	Output	Tol.	R&N	Effi.
PLN-20-12	12V, 0~1.6A	±10%	2.5V	80.0%
PLN-20-18	18V, 0~1.1A	±10%	3.0V	81.0%
PLN-20-24	24V, 0~0.8A	±10%	3.0V	82.0%
PLN-20-36	36V, 0~0.55A	±10%	3.0V	83.0%
PLN-20-48	48V, 0~0.42A	±10%	3.8V	83.5%

PLN-30 Series

Model No.	Output	Tol.	R&N	Effi.
PLN-30-9	9V, 0~3.3A	±10%	2.6V	80.0%
PLN-30-12	12V, 0~2.5A	±10%	2.0V	82.5%
PLN-30-15	15V, 0~2.0A	±10%	2.6V	83.5%
PLN-30-20	20V, 0~1.5A	±10%	2.6V	84.0%
PLN-30-24	24V, 0~1.25A	±10%	2.6V	84.0%
PLN-30-27	27V, 0~1.12A	±10%	2.3V	84.5%
PLN-30-36	36V, 0~0.84A	±10%	4.5V	85.0%
PLN-30-48	48V, 0~0.63A	±10%	3.7V	85.5%

PLN-45 Series

Model No.	Output	Tol.	R&N	Effi.
PLN-45-12	12V, 0~3.8A	±10%	2.0V	83.5%
PLN-45-15	15V, 0~3.0A	±10%	2.4V	85.0%
PLN-45-20	20V, 0~2.3A	±10%	1.8V	86.5%
PLN-45-24	24V, 0~1.9A	±10%	2.7V	86.5%
PLN-45-27	27V, 0~1.7A	±10%	2.7V	86.5%
PLN-45-36	36V, 0~1.25A	±10%	3.6V	87.5%
PLN-45-48	48V, 0~0.95A	±10%	4.6V	87.5%

PLN-60 Series

Model No.	Output	Tol.	R&N	Effi.
PLN-60-12	12V, 0~5.0A	±10%	2.0V	85.0%
PLN-60-15	15V, 0~4.0A	±10%	2.4V	86.0%
PLN-60-20	20V, 0~3.0A	±10%	1.8V	87.5%
PLN-60-24	24V, 0~2.5A	±10%	2.7V	87.0%
PLN-60-27	27V, 0~2.3A	±10%	2.7V	88.0%
PLN-60-36	36V, 0~1.7A	±10%	3.6V	89.0%
PLN-60-48	48V, 0~1.3A	±10%	4.6V	89.0%

PLN-100 Series

Model No.	Output	Tol.	R&N	Effi.
PLN-100-12	12V, 0~5.0A	±3%	150mV	83.0%
PLN-100-15	15V, 0~5.0A	±3%	150mV	85.0%
PLN-100-20	20V, 0~4.8A	±3%	150mV	88.5%
PLN-100-24	24V, 0~4.0A	±3%	150mV	88.5%
PLN-100-27	27V, 0~3.55A	±3%	150mV	88.0%
PLN-100-36	36V, 0~2.65A	±2%	150mV	88.0%
PLN-100-48	48V, 0~2.0A	±2%	200mV	88.5%

HLN series 40~80W

Features

- Constant voltage + constant current modes
- Universal AC input (90 to 305VAC) / Full range
- High efficiency up to 91%
- Fully isolated plastic case with IP64 level
- Class 2 power unit / Pass LPS
- Suitable for dry, damp location
- Suitable for LED lighting with independent applications
- Protections:
  Short circuit / Over current / Over voltage / Over temperature
- Multiple models for choice:
  A-Type: IP64 rated. Output voltage and constant current level can be adjusted through internal potentiometer
  B-Type: IP64 rated and built-in 3 in 1 dimming function (1-10VDC, PWM signal, or resistance)
- 3 years warranty



HLN-40H



HLN-60H

HLN-80H



AC input voltage range		90~305VAC; 127~431VDC		
AC inrush current (max.)		Cold start, 50A at 230VAC	Cold start, 55A at 230VAC	Cold start, 70A at 230VAC
DC adjustment range		±10% rated output voltage (A-Type only)		
Current adjustment range		60%~100%		
Over current protection		95%~108% constant current limiting, auto-recovery		
Over voltage protection		109%~150% rated output voltage		
Setup, rise, hold up time		500ms, 80ms, 16ms at full load and 230VAC		
Total harmonic distortion		THD<20%		
Withstand voltage		I/P-O/P: 3.75kVAC, I/P-FG: 2kVAC, O/P-FG:1.5kVAC		
Working temperature		-40~+50°C (refer to output derating curve)		
Safety standards		UL8750, TUV EN61347-1, EN61347-2-13, EAC TP TC 004 approved; Design refer to UL/EN60950-1, EN60335-1for HLN-40H/60H		
EMC standards		EN55015, EN61000-3-2 class C, EN61000-3-3, EN61000-4-2,3,4,5,6,8,11, EN61547, EAC TP TC 020		
Connection	Input	UL rated, SVT 18AWGx3C (30cm)		
	Output	A-Type: UL rated, SVT 18AWGx2C (30cm) ; B-Type: UL rated, SVT 18AWGx4C (30cm)		
Dimension (LxWxH) (mm)		161x 61.5x 35		181x 61.5x 35

HLN-40H Series

1-10VDC (B-Type)

Model No.	Output	Tol.	R&N	Effi.
HLN-40H-12Ⓐ	12V, 0~3.33A	±2.5%	150mV	86.5%
HLN-40H-15Ⓐ	15V, 0~2.67A	±2.0%	150mV	86.5%
HLN-40H-20Ⓐ	20V, 0~2.00A	±1.0%	150mV	87.5%
HLN-40H-24Ⓐ	24V, 0~1.67A	±1.0%	150mV	88.0%
HLN-40H-30Ⓐ	30V, 0~1.34A	±1.0%	200mV	88.5%
HLN-40H-36Ⓐ	36V, 0~1.12A	±1.0%	200mV	88.5%
HLN-40H-42Ⓐ	42V, 0~0.96A	±1.0%	300mV	88.5%
HLN-40H-48Ⓐ	48V, 0~0.84A	±1.0%	300mV	89.0%
HLN-40H-54Ⓐ	54V, 0~0.75A	±1.0%	300mV	89.0%

◯ = A or B

HLN-60H Series

1-10VDC (B-Type)

Model No.	Output	Tol.	R&N	Effi.
HLN-60H-15Ⓐ	15V, 0~4.0A	±2.0%	150mV	87.0%
HLN-60H-20Ⓐ	20V, 0~3.0A	±1.0%	150mV	88.5%
HLN-60H-24Ⓐ	24V, 0~2.5A	±1.0%	150mV	89.0%
HLN-60H-30Ⓐ	30V, 0~2.0A	±1.0%	200mV	89.5%
HLN-60H-36Ⓐ	36V, 0~1.70A	±1.0%	200mV	90.0%
HLN-60H-42Ⓐ	42V, 0~1.45A	±1.0%	300mV	90.0%
HLN-60H-48Ⓐ	48V, 0~1.30A	±1.0%	300mV	90.5%
HLN-60H-54Ⓐ	54V, 0~1.15A	±1.0%	300mV	90.5%

◯ = A or B

HLN-80H Series

1-10VDC (B-Type)

Model No.	Output	Tol.	R&N	Effi.
HLN-80H-12Ⓐ	12V, 0~5.0A	±2.5%	150mV	88.0%
HLN-80H-15Ⓐ	15V, 0~5.0A	±2.0%	150mV	89.0%
HLN-80H-20Ⓐ	20V, 0~4.0A	±1.0%	150mV	90.0%
HLN-80H-24Ⓐ	24V, 0~3.4A	±1.0%	150mV	90.5%
HLN-80H-30Ⓐ	30V, 0~2.7A	±1.0%	200mV	91.0%
HLN-80H-36Ⓐ	36V, 0~2.3A	±1.0%	200mV	91.0%
HLN-80H-42Ⓐ	42V, 0~1.95A	±1.0%	200mV	91.0%
HLN-80H-48Ⓐ	48V, 0~1.7A	±1.0%	200mV	91.0%
HLN-80H-54Ⓐ	54V, 0~1.5A	±1.0%	200mV	91.0%

◯ = A or B

OWA series 60~120W

Features

- Constant voltage + constant current modes
- Universal AC input / Full range
- Built-in active PFC function (OWA-90/120)
- No load power consumption <0.15W
- Energy efficiency Level VI
- Fully encapsulated with IP67 level for power body
- Isolation class II, no F.G.
- Class 2 power unit (OWA-60 & OWA-90-20~54)
- Protections: Short circuit / Over current / Over voltage / Over temp.
- Suitable for dry and damp location
- 5 years warranty

INPUT	
OWA-60/90/120	
U-Type	E-Type
OUTPUT	
OWA-60	
U-Type	E-Type
	
OWA-90/120	
U-Type	E-Type

OWA-60	OWA-90	OWA-120

AC input voltage range		90~264VAC ; 127~370VDC (180~264VAC ; 254~370VDC for OWA-120E)		
AC inrush current (max.)		Cold start, 65A at 230VAC	Cold start, 60A at 230VAC	
Over current protection		95%~108% constant current limiting, auto-recovery		
Over voltage protection		110%~140% rated output voltage		
Over temp. protection		Shut down output voltage, re-power on to recover		
Setup, rise, hold up time		500ms, 80ms, 16ms at full load and 230VAC		
Withstand voltage		I/P-O/P: 3.75KVAC		
Working temperature		-35~+70°C	-40~+70°C (refer to output derating curve)	
Safety standards	U-Type	UL8750 Listed approved		
	E-Type	DEKRA IEC/EN60335-1(except for 48~54V), IEC/EN61558-1, EN61558-2-16, EAC TP TC 040 approved	TUV EN60335-1(except for 42~54V), EN61558-1, EN61558-2-16, EAC TP TC 040 approved	DEKRA IEC/EN60335-1(except for 48~54V), IEC/EN61558-1, EN61558-2-16, EAC TP TC 040 approved
EMC standards		U-Type: FCC Part 15; E-Type: EN55014, EN55032 class B, EN61000-3-2,-3, EAC TP TC 020		
Connection	Input / Plug	U-Type: NEMA 1-15P plug; E-Type: CEE 7/7 EU plug		
	Input / Cable	U-Type: UL rated, SVT 18AWGx2C (150cm); E-Type: H05RN-F 1.0mm^2 x2C (150cm)		
	Output / Plug	2.1ϕ x 5.5ϕ x 11mm / C+	U-Type: Power DIN 4P (with lock) type, or 2.5ϕ x 5.5ϕ x 11mm/C+, tuning fork type (20~54V only) E-Type : XLR 4P, male type	
	Output / Cable	U-Type : UL1185 16AWG x 2C (30cm); E-Type : H05RN-F 1.0mm^2 x 2C (30cm)	U-Type: UL2464 18AWGx4C (30cm) for Power DIN 4P type; UL246416AWGx2C (30cm) for tuning fork type; E-Type : H05RN-F 1.0mm^2 x2C (30cm)	U-Type: UL2464 18AWGx4C (30cm); E-Type : H07RN-F 1.5mm^2 x2C (30cm)
Dimension (LxWxH)(mm)		130× 53× 35	171× 63× 37.5	191× 63× 37.5

OWA-60 Series

(U-Type, 42~54V) (U-Type, 12~36V) (E-Type) (E-Type) (U-Type) (E-Type)

Model No.	Output	Tol.	R&N	Effi.
OWA-60□-12	12V, 0~5A	±4%	150mV	88%
OWA-60□-15	15V, 0~4A	±4%	150mV	89%
OWA-60□-20	20V, 0~3A	±4%	150mV	89%
OWA-60□-24	24V, 0~2.5A	±3%	150mV	90%
OWA-60□-30	30V, 0~2A	±3%	200mV	90%
OWA-60□-36	36V, 0~1.67A	±2%	200mV	90%
OWA-60□-42	42V, 0~1.5A	±1%	250mV	90%
OWA-60□-48	48V, 0~1.25A	±1%	250mV	91%
OWA-60□-54	54V, 0~1.12A	±1%	350mV	91%

□ = U / E; U: American 2P, E: European 2P

OWA-90 Series

(U-Type, 42~54V) (U-Type, 12~36V) (E-Type) (U-Type) (E-Type)

Model No.	Output	Tol.	R&N	Effi.
OWA-90□-12	12V, 0~7.5A	±4%	150mV	89%
OWA-90□-15	15V, 0~6A	±4%	150mV	90%
OWA-90□-20-△	20V, 0~4.5A	±4%	150mV	90%
OWA-90□-24-△	24V, 0~3.75A	±3%	150mV	90%
OWA-90□-30-△	30V, 0~3A	±3%	200mV	90%
OWA-90□-36-△	36V, 0~2.5A	±2%	200mV	91%
OWA-90□-42-△	42V, 0~2.15A	±1%	250mV	91%
OWA-90□-48-△	48V, 0~1.88A	±1%	250mV	91%
OWA-90□-54-△	54V, 0~1.67A	±1%	350mV	91%

□ = U / E; U: American 2P, E: European 2P
△ = Blank/P1M; Blank: Power DIN 4P with lock type,
P1M: 2.5φx5.5φx11mm/C+, tuning fork type

OWA-120 Series

(U-Type) (E-Type) (U-Type) (E-Type) (E-Type)

Model No.	Output	Tol.	R&N	Effi.
OWA-120□-12	12V, 0~10A	±4%	150mV	87.5%
OWA-120□-15	15V, 0~8A	±4%	150mV	89%
OWA-120□-20	20V, 0~6A	±4%	150mV	90%
OWA-120□-24	24V, 0~5A	±4%	150mV	90.5%
OWA-120□-30	30V, 0~4A	±3%	200mV	90%
OWA-120□-36	36V, 0~3.4A	±2%	200mV	90%
OWA-120□-42	42V, 0~2.9A	±1%	250mV	90.5%
OWA-120□-48	48V, 0~2.5A	±1%	250mV	90.5%
OWA-120□-54	54V, 0~2.3A	±1%	350mV	90.5%

□ = U / E; U: American 2P, E: European 2P

GSV series 30~60W

Features

- AC 100~264V Input with PFC(GSV30)
- Class II/2 power unit, no FG
- Meet EN61347 regulation
- Meet EN61000-3-2 harmonic current
- Constant voltage output
- No load power consumption<0.5W
- Dimmable with a PWM Dimmer
- Suitable for indoor LED lighting applications
- Protection: Short circuit / Over load / Over voltage
- 3 years warranty

OUTPUT	GSV30	GSV60
	EU type	Interchangeable Coming Soon

			GSV30	GSV60
AC input voltage range			100~264VAC; 141~373VDC	180~264VAC; 255~373VDC
AC inrush current (max.)			Cold start, 66A at 230VAC	
Setup time			500ms at full load and 230VAC	
Total harmonic distortion			THD<20%	
Short circuit protection			Hiccup mode, auto-recovery	
Withstand voltage			I/P-O/P: 3.75kVAC	
Working temperature			-20~+50°C (refer to output derating curve)	-20~+40°C (refer to output derating curve)
Safety standards			EN61347-1, EN61347-2-13 approved	
EMC standards			EN55015, EN61000-3-2 class C, EN61000-3-3, EN61000-4-2,3,4,5,6,8,11, EN61547	
Connection	Input	Fixed	European 2P	
		Interchangeable	Optional: Australian type / U.K type / European type / US type	
	Output	Plug	2.1ϕ x 5.5ϕ x11mm, C+	
		Cable	UL2468 1500+150/-0mm	
Dimension (LxWxH)(mm)			75.5x32x47.5	

GSV30 Series

Model No.	Output	Vo Tol.	R&N	Effi.
GSV30□-12	12V, 0~2.5A	±1.5V	2.5V	82.0%
GSV30□-24	24V, 0~1.25A	±2.0V	3.5V	85.0%
GSV30□-48	48V, 0~0.625A	±4.0V	4.5V	88.0%

GSV60 Series

Model No.	Output	Vo Tol.	R&N	Effi.
GSV60□-12	12V, 0~4.16A	±1.5V	2.5V	81.0%
GSV60□-24	24V, 0~2.5A	±2.25V	4V	85.0%
GSV60□-48	48V, 0~1.25A	±4.5V	5.5V	91.0%

□= E: European 2 pin;
Optional I: interchangeable type available by request.

GSV30/60 Application Diagram

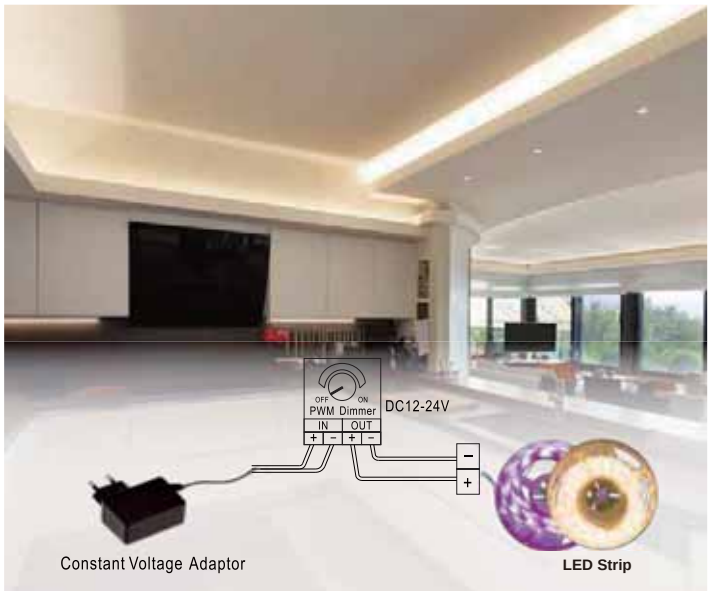

Plastic Case

With PFC + Terminal block

28 SLD Series (50~80W)
29 LDC Series (35~80W)
30 LCM Series (25~60W)
31 LCM-U Series (40~60W)
32 LCM-KN Series (25~60W)
33 IDLV Series (25~65W)
34 IDLC Series (25~65W)
35 PLM Series (12~25W)
36 PLM-E Series (12~25W)
37 PLC Series (30~100W)

MEAN WELL has a wide range terminal block type indoor LED driver for most Indoor LED lighting luminaires.The design as an independent control gear includes LCM,IDLC and PLM series, which accept full range input voltage and feature 0-10V or DALI dimming function with global safety approvals. Besides, IDLC and LCM series can provide auxiliary power for the IoT intelligent dimming application.

Other highlights for this category are the SLD and LDC series for linear fixtures. As a special shape design of the linear fixtures, slim and linear LED drivers are required. SLD and LDC series emphasizes the compact design with merely 16.8~21mm in height and 30mm in width.

Application

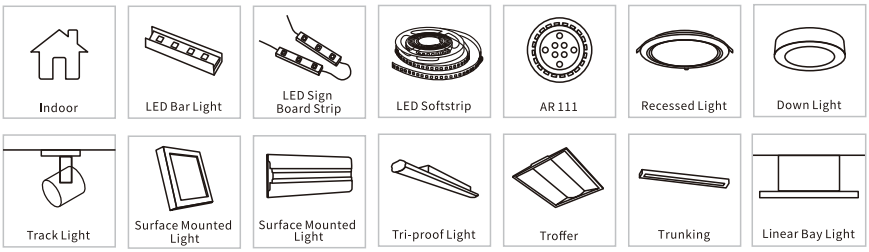

SLD series 50~80W

Features

- Constant voltage + Constant current mode output
- Universal AC input 110~305VAC input
- Plastic housing with Class II design
- SELV and Isolated Design
- Class 2 power unit (Except for SLD-80-12)
- Slim and Linear housing Design
- No load power consumption<0.5W
- Protections: Short circuit / Over current / Over voltage / Over temp.
- Meet with EN61347 regulation
- Meet EN61000-3-2 Harmonic current
- 3 years warranty

INPUT	OUTPUT

SLD-50

SLD-80

AC input voltage range	110~305VAC; 154~431VDC	
AC inrush current (max.)	Cold start, 50A at 230VAC	
Setup time	500ms at 230VAC	
Total harmonic distortion	THD< 10%	
Short circuit protection	Hiccup mode, recovers automatically after fault condition is removed	
Over temp. protection	Shut down output voltage, re-power on to recover	
Withstand voltage	I/P-O/P: 3.75KVAC	
Working temperature	Tcase=-20~+90°C (Please refer to " OUTPUT LOAD vs TEMPERATURE" section)	
Safety standards	UL8750(type"HL"),CSA C22.2 No. 250.13-12, ENEC EN61347-1, EN61347-2-13 independent, EN62384, EAC TP TC 004, GB19510.1, GB19510.14, BIS IS15885 approved	
EMC standards	EN55015,EN61000-3-2 Class C (@load≧60%) ; EN61000-3-3;GB17743 and GB17625.1, EN61000-4-2,3,4,5,6,8,11; EN61547, light industry level (surge immunity Line-Line 1KV),EAC TP TC 020	
Dimension (LxWxH)(mm)	280x 30x 16.8	320x 30x 16.8

SLD-50 Series

Model No.	Output	Tol.	R&N	Effi.
SLD-50-12	7.2~12V, 4.2A	±4%	150mV	88%
SLD-50-24	14.4~24V, 2.1A	±3%	240mV	90%
SLD-50-56	30~56V, 0.9~1.4A	±1%	350mV	90%

SLD-80 Series

Model No.	Output	Tol.	R&N	Effi.
SLD-80-12	7.2~12V, 6.6A	±4%	150mV	88%
SLD-80-24	14.4~24V, 3.3A	±3%	240mV	90%
SLD-80-56	30~56V, 1.4~2.1A	±1%	350mV	90%

Application Diagram

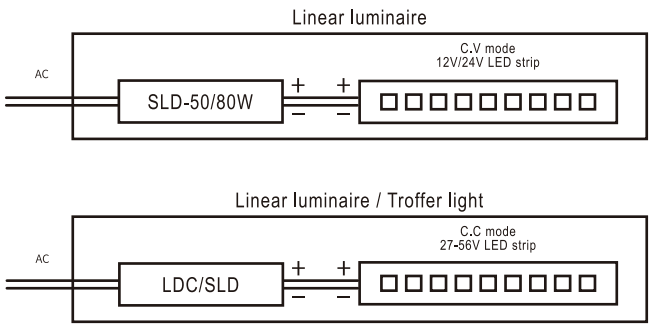

SLD & LDC Linear series Selection guide

output / Model	12V	24V	56V	0-10V	DALI	Push Dim	warranty
LDC-35			√	√	√	√	5
LDC-55			√	√	√	√	5
LDC-80			√	√	√	√	5
SLD-50	√	√	√				3
SLD-80	√	√	√				3

★ 56V output is C.P mode output

LDC series 35~80W

Features

- Constant power mode (Full power at 70~100% current)
- Linear metal housing
- SELV and Isolated Design
- Flicker-Free
- No load power consumption<0.5W
- Push terminal style I/O
- Protections: Short circuit / Over temperature / Over voltage
- 5 years warranty
- Multiple types for choice:
  Blank-Type: Without dimming function
  B-Type: Built-in 3 in 1 dimming function
  (0~10VDC, PWM signal or resistance)
  DA-Type: Built-in DALI interface, push dimming function
  DA2-Type: DALI 2.0 (only for LDC-55)
- Output current level can be adjusted by resistence
- Built-in temperature compensation function by external NTC

INPUT	OUTPUT

LDC-35(DA)	LDC-55(DA)	LDC-80(DA)

AC input voltage range	180~295VAC		
AC inrush current (max.)	Cold start, 30A at 230VAC	Cold start, 65A at 230VAC	Cold start, 55A at 230VAC
Setup time	500ms at 230VAC		
Short circuit protection	Constant current limiting or hiccup mode, auto-recovery		
Over temp. protection	Shut down o/p voltage with auto-recovery		
Withstand voltage	I/P-O/P:3.75KVAC, I/P-FG:2KVAC, O/P-FG:1.5KVAC		
Working temperature	Tcase=-25~+80°C		
Safety standards	UL8750, ENEC EN/AS/NZS61347-1, EN/AS/NZS61347-2-13, EN62384, GB19510.14, GB19510.1, EAC TP TC 004, BIS IS15885		
DALI standards	Design refer to IEC62386-101, 102, 207 (DA-Type only)		
EMC standards	EN55015, EN61000-3-2 Class C, EN61000-3-3, EN61000-4-2,3,4,5,6,8,11, EN61547, GB/T17743, GB17625.1, EAC TP TC 020		
Dimension (LxWxH)(mm)	280x 30x 21	320x 30x 21	360x 30x 21

LDC-35(DA)

Model No.	Output	Io Tol.	Effi.
LDC-35☐	27~56V, 300~1000mA	5%	88%

☐ = Blank, B or DA

LDC-55(DA)

except for DA2-Type

Model No.	Output	Io Tol.	Effi.
LDC-55☐	27~56V, 500~1600mA	5%	90%

☐ = Blank, B, DA or DA2

LDC-80(DA)

Model No.	Output	Io Tol.	Effi.
LDC-80☐	27~56V, 700~2100mA	5%	90%

☐ = Blank, B or DA

Note: DALI 2.0 is available, please consult MEAN WELL for details.

CP Curve

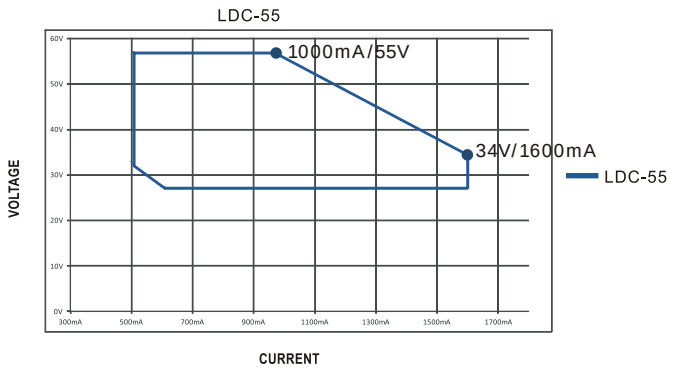

LCM series 25~60W

Features

- Constant current mode
- LCM-25(DA): 180~277VAC input only
  LCM-40(DA)/60(DA): 180~295VAC input only
- Multiple-stage output current level selectable by DIP switch
- No load power consumption <0.5W (LCM-25/25DA/40DA/60DA)
- Class II power unit, no F.G.
- Built-in 3 in 1 dimming function, 0~10VDC, PWM signal, or resistance (non DA-Type)
- Wireless driver with integrated EnOcean for LCM-40EO/60EO (by request)
- Built-in DALI interface and push dimming function (DA-Type)
- 12V/50mA auxiliary output for LCM-40/60 (LCM-40DA/60DA by request)
- Temperature compensation function by external NTC (40W/60W only)
- Power supplies synchronization function up to 10 units
- Built-in Bluetooth mesh wireless dimming for BLE types
- Protections: Short circuit / Over voltage (40W/60W only) / Over temp.
- 3 years warranty

	INPUT	OUTPUT	
	25W/40W/60W	25W	40W/60W
Non-DA Type			
DA-Type			

LCM-25/40/60(DA/BLE)

LCM-40EO/60EO

By request

AC input voltage range	180~277VAC; 254~380VDC(LCM-25), 180~295VAC; 254~417VDC(LCM-40/60)	
AC inrush current (Typ.)	Cold start, 20A at 230VAC	
Short circuit protection	Constant current limiting, recovers automatically after fault condition is removed	
Over voltage protection	LCM-40/40DA: 110~130VDC, LCM-60/60DA: 105~125VDC	
Setup time	500ms / 230VAC	
Total harmonic distortion	THD<20%	
Wireless protocol	EnOcean standard 868MHz for European (EO-Type)	
Withstand voltage	I/P-O/P: 3.75kVAC	
Working temperature	Tcase= -30~+85°C	Tcase= -30~+90°C
Safety standards	UL8750, ENEC EN61347-1, EN61347-2-13, EN62384, GB19510.14, GB19510.1, BIS IS15885, EAC TP TC 040 approved	
DALI standards	Comply with IEC62386-101, 102, 207 (DA-Type only)	
EMC standards	EN55015, EN61000-3-2 class C, EN61000-3-3, EN61000-4-2,3,4,5,6,8,11, EN61547, GB17625.1, GB17743, EAC TP TC 020	
Dimension (LxWxH)(mm)	105x 68x 23 (LCM-25), 123.5x 81.5x 23(LCM-40/60)	

LCM-25 Series

0-10VDC (non DA-Type) Bluetooth DALI 2 (DA-Type) DALI 18 CE CBCE

Output	Io Tol.	Io Ripple	Effi.
350mA, 6~54V	±5%	5% (max.)	86%
500mA, 6~50V			
600mA, 6~42V			
700mA, 6~36V (Factory setting)			
900mA, 6~28V			
1050mA, 6~24V			

LCM-40 Series

0-10VDC (non DA-Type) Bluetooth DALI 2 (DA-Type) DALI 05 CE CBCE

Output	Io Tol.	Io Ripple	Effi.
350mA, 2~100V	±5%	5% (max.)	91%
500mA, 2~80V			
600mA, 2~67V			

LCM-40 Series

Output	Io Tol.	Io Ripple	Effi.
700mA, 2~57V (Factory setting)	±5%	5% (max.)	91%
900mA, 2~45V			
1050mA, 2~40V			

LCM-60 Series

0-10VDC (non DA-Type) Bluetooth DALI 2 (DA-Type) DALI 05 CE CBCE

Output	Io Tol.	Io Ripple	Effi.
500mA, 2~90V	±5%	5% (max.)	92%
600mA, 2~90V			
700mA, 2~86V (Factory setting)			
900mA, 2~67V			
1050mA, 2~57V			
1400mA, 2~42V			

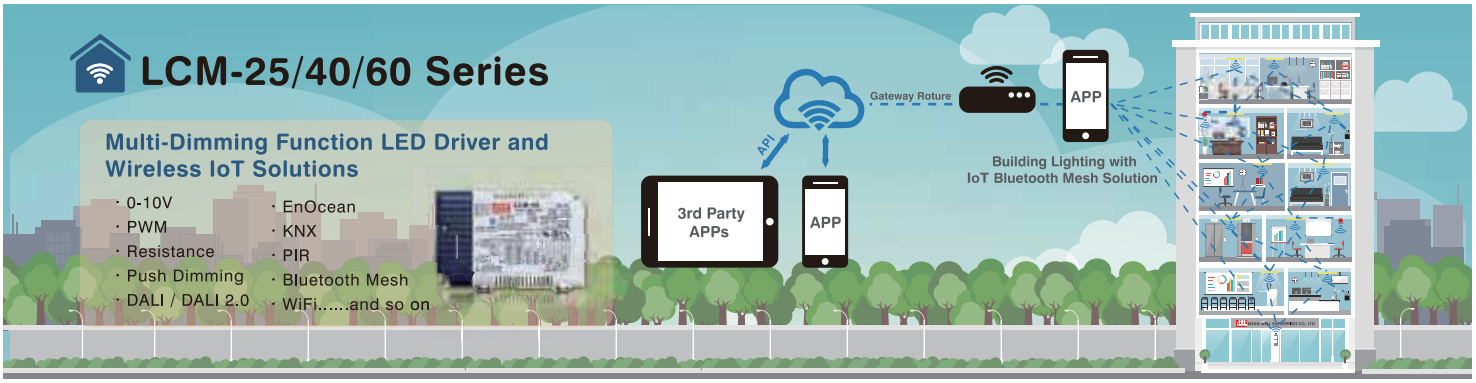

LCM-U series 40~60W

Features

- Constant current mode
- 90~132VAC input only
- Multiple-stage output current level selectable by DIP switch
- Class II power unit, no F.G.
- Built-in 3 in 1 dimming function, 0~10VDC, PWM signal, or resistance (non DA-Type)
- Wireless driver with integrated EnOcean for LCM-40EO/60EO (by request)
- Built-in DALI interface and push dimming function (DA-Type)
- 12V/50mA auxiliary output for LCM-40U/60U (LCM-40UDA/60UDA by request)
- Temperature compensation function by external NTC
- Power supplies synchronization function up to 10 units
- Suitable for indoor LED lighting applications
- Protections: Short circuit / Over voltage / Over temp.
- 3 years warranty

	INPUT	OUTPUT
Non-DA Type		
DA-Type		

LCM-40U(DA)/60U(DA)

LCM-40UEO/60UEO

By request

AC input voltage range	90~132VAC ; 127~186VDC
AC inrush current (Typ.)	Cold start, 15A at 230VAC
Short circuit protection	Constant current limiting, recovers automatically after fault condition is removed
Over voltage protection	LCM-40U(DA): 110~130VDC, LCM-60U(DA): 105~125VDC
Over temperature protection	Shut down o/p voltage, auto-recovery or re-power on to recover
Setup time	1000ms / 115VAC
Total harmonic distortion	THD<20%
Wireless protocol	EnOcean standard 902MHz for USA/Canada (EO-Type)
Withstand voltage	I/P-O/P: 3.75kVAC
Working temperature	Tcase= -30~+90°C
Safety standards	UL8750 approved
DALI standards	Comply with IEC62386-101, 102, 207 (DA-Type only)
EMC standards	FCC part 15
Dimension (LxWxH)(mm)	123.5x 81.5x 23

LCM-40U Series

0-10VDC (non DA-Type) DALI (DA-Type)

Output	Io Tol.	Io Ripple	Effi.	DIP Switch 1	2	3	4	5	6
350mA, 2~100V	±5%	5% (max.)	87.5%	-----	-----	-----	-----	-----	-----
500mA, 2~70V				ON	-----	-----	-----	-----	-----
600mA, 2~59V				ON	ON	-----	-----	-----	-----
700mA, 2~50V (Factory setting)				ON	ON	ON	-----	-----	ON
900mA, 2~39V				ON	ON	ON	ON	-----	ON
1050mA, 2~34V				ON	ON	ON	ON	ON	ON

LCM-60U Series

0-10VDC (non DA-Type) DALI (DA-Type)

Output	Io Tol.	Io Ripple	Effi.	DIP Switch 1	2	3	4	5	6
500mA, 2~90V	±5%	5% (max.)	89%	-----	-----	-----	-----	-----	-----
600mA, 2~84V				ON	-----	-----	-----	-----	-----
700mA, 2~72V (Factory setting)				ON	ON	-----	-----	-----	-----
900mA, 2~56V				ON	ON	ON	-----	-----	ON
1050mA, 2~48V				ON	ON	ON	ON	-----	ON
1400mA, 2~36V				ON	ON	ON	ON	ON	ON

► LCM-40U/60U are primary models with 0~10VDC, PWM or resistance signal dimming function.

Intelligent dimming control

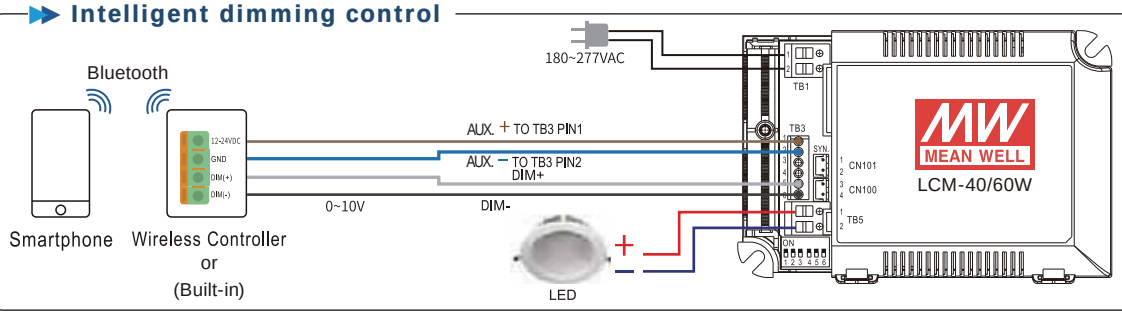

UP TP 10 DEVICES
Synchronous purpose only use when parallel connected

LCM-KN series 25~60W

Features

- Constant current mode output
- KNX protocol
- Multiple-stage output current level selectable by DIP switch
- support emergency lighting(EL)
- Integrated constant light output
- Integrated KNX push button interface
- synchronization up to 10units
- Multiple models for choice:
  Blank-Type: KNX and push dimming, with standby power consumpion<0.5W
  AUX-Type: KNX and push dimming, with standby power consumpion<1.2W and Auxiliary DC outpt
- Protections: Short circuit / Over voltage / Over temp.
- 3 years warranty



	LCM-25KN	LCM-40KN	LCM-60KN
AC input voltage range	180 ~ 277VAC; 220 ~ 417VDC	180 ~ 295VAC; 220 ~ 417VDC	
AC inrush current (Typ.)	COLD START, 20A at 230VAC; Per NEMA 410		
Short circuit protection	Constant current limiting, recovers automatically after fault condition is removed		
Over voltage protection	---	110 ~ 130V	105 ~ 125V
Over temperature protection	Shutdown o/p voltage,re-power on to recover		
Setup time	500ms / 230VAC		
Total harmonic distortion	THD< 20%		
Withstand voltage	I/P-O/P:3.75KVAC		
Working temperature	Tcase= -30~+85°C(Please refer to "OUTPUT LOAD vs TEMPERATURE" section)	Tcase=-30~+90°C(Please refer to " OUTPUT LOAD vs TEMPERATURE" section)	
Safety standards	CSA C22.2 No.250.13-12(LCM-25KN only); ENEC EN61347-1, EN61347-2-13, EN62384 independent, GB19510.14,GB19510.1, EAC TP TC 004 approved		
KNX standards	Certified protocol		
EMC standards	EN55015, EN61000-3-2 Class C(@load≧40%) ; EN61000-3-3; GB17625.1,GB17743,EN61000-4-2,3,4,5,6,8,11, EN61547, light industry level(surge immunity Line-Line 2KV), EAC TP TC 020		
Dimension (LxWxH)(mm)	105x 68x 23	123.5x 81.5x 23	

LCM-25KN Series

Output	Io Tol.	Io Ripple	Effi.	DIP Switch 1	2	3	4	5	6
350mA, 6~54V	±5%	5% (max.)	86%	-----	-----	-----	-----	-----	-----
500mA, 6~50V				ON	-----	-----	-----	-----	-----
600mA, 6~42V				ON	ON	-----	-----	-----	-----
700mA, 6~36V (Factory setting)				ON	ON	ON	-----	-----	ON
900mA, 6~28V				ON	ON	ON	ON	-----	ON
1050mA, 6~24V				ON	ON	ON	ON	ON	ON

LCM-40KN Series

Output	Io Tol.	Io Ripple	Effi.	DIP Switch 1	2	3	4	5	6
350mA, 2~100V	±5%	5% (max.)	90%	-----	-----	-----	-----	-----	-----
500mA, 2~80V				ON	-----	-----	-----	-----	-----
600mA, 2~67V				ON	ON	-----	-----	-----	-----
700mA, 2~57V (Factory setting)				ON	ON	ON	-----	-----	ON
900mA, 2~45V				ON	ON	ON	ON	-----	ON
1050mA, 2~40V				ON	ON	ON	ON	ON	ON

LCM-60KN Series

Output	Io Tol.	Io Ripple	Effi.	DIP Switch 1	2	3	4	5	6
500mA, 2~90V	±5%	5% (max.)	91%	-----	-----	-----	-----	-----	-----
600mA, 2~90V				ON	-----	-----	-----	-----	-----
700mA, 2~86V (Factory setting)				ON	ON	-----	-----	-----	-----
900mA, 2~67V				ON	ON	ON	-----	-----	ON
1050mA, 2~57V				ON	ON	ON	ON	-----	ON
1400mA, 2~42V				ON	ON	ON	ON	ON	ON

IDLV series 25~65W

Features

- Constant voltage PWM style output mode
- IDLV-25/45: 90~295VAC input
  IDLV-65: 180~295VAC input only
- High efficiency up to 90%
- No load power consumption <0.5W (Blank-Type)
- Fully isolated plastic case with IP20 level
- Isolation class II, no F.G.
- Built-in 2 in 1 dimming function (0~10VDC or PWM signal)
- Built-in 12V/50mA auxiliary output (A-Type)
- Suitable for indoor LED strip lighting
- Protection: Short circuit / Over current
- 3 years warranty

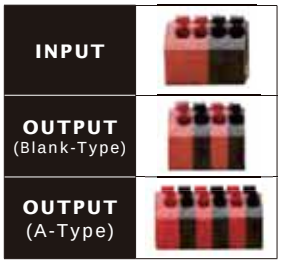

	IDLV-25(A)	IDLV-45(A)	IDLV-65(A)
AC input voltage range	90 ~ 295VAC ; 127 ~ 417VDC		180 ~ 295VAC; 254 ~ 417VDC
AC inrush current (max.)	Cold start, 30A at 230VAC		
Setup time	500ms / 230AVC		
PWM dimming signal	10V PWM signal, frequency range 300Hz~3kHz		
Total harmonic distortion	THD<20%		
Short circuit protection	Shut down o/p voltage, repower on to recover		
Withstand voltage	I/P-O/P: 3.75KVAC		
Working temperature	Tcase= -20~+90°C	Tcase= -20~+85°C (refer to "OUTPUT LOAD vs TEMPERATURE")	
Safety standards	UL8750, ENEC EN/AS/NZS61347-1, EN/AS/NZS61347-2-13, EN62384, GB19510.14, GB19510.1, EAC TP TC 004, BIS IS15885(for 12V,24V,48V only) approved		
EMC standards	EN55015, EN61000-3-2 Class C, EN61000-3-3, EN61000-4-2,3,4,5,6,8,11, EN61547, GB17743, GB17625.1, EAC TP TC 020		
Connection (Input/Output)	4+4P push-in terminal block for Blank-Type, 4+6P for A-Type		
Dimension (LxWxH) mm	110 x 75 x 22	120 x 75 x 25	130 x 75 x 25

IDLV-25/25A Series

(for 12V,24V,48V only)

Model No.	Output	Tol.	Effi.
IDLV-25□-12	12V, 0~1.8A	±10%	80%
IDLV-25□-24	24V, 0~1.05A	±10%	81%
IDLV-25□-36	36V, 0~0.7A	±10%	82%
IDLV-25□-48	48V, 0~0.52A	±10%	83%
IDLV-25□-60	60V, 0~0.42A	±10%	84%

□ = Blank/A; Blank: without auxiliary output, A: with auxiliary function

IDLV-45/45A Series

(for 12V,24V,48V only)

Model No.	Output	Tol.	Effi.
IDLV-45□-12	12V, 0~3A	±10%	84%
IDLV-45□-24	24V, 0~1.88A	±10%	86%
IDLV-45□-36	36V, 0~1.25A	±10%	88%
IDLV-45□-48	48V, 0~0.94A	±10%	88%
IDLV-45□-60	60V, 0~0.75A	±10%	90%

□ = Blank/A; Blank: without auxiliary output, A: with auxiliary function

IDLV-65/65A Series

(for 12V,24V,48V only)

Model No.	Output	Tol.	Effi.
IDLV-65□-12	12V, 0~4.2A	±10%	85%
IDLV-65□-24	24V, 0~2.4A	±10%	87%
IDLV-65□-36	36V, 0~1.8A	±10%	88%
IDLV-65□-48	48V, 0~1.35A	±10%	89%
IDLV-65□-60	60V, 0~1.08A	±10%	90%

□ = Blank/A; Blank: without auxiliary output, A: with auxiliary function

IDL / IDP / ODL Series Difference

Series	Type	AC Input Range	IP	Output Mode
IDLC IDLV	Plastic case with T.B.	90~295VAC	IP20	IDLC/IDPC/ ODLC: C.C. mode
IDPC IDPV	PCB Type			IDLV/IDPV/ ODLV: C.V. mode
ODLC ODLV	Plastic case with lead wire	180~295VAC	IP67	

IDLC series 25~65W

Features

- Constant current mode
- Flicker free design
- IDLC-25/45: 90~295VAC input
  IDLC-65: 180~295VAC input only
- No load power consumption <0.5W (Blank/DA-Type)
- Fully isolated plastic case with IP20 level
- Isolation class II, no F.G.
- Built-in DALI interface (IDLC-45/65-DA)
- Built-in 2 in 1 dimming function (0~10VDC or PWM signal)
- Built-in 12V/50mA auxiliary output (A-Type)
- Suitable for indoor LED lighting applications
- Protection: Short circuit
- 3 years warranty

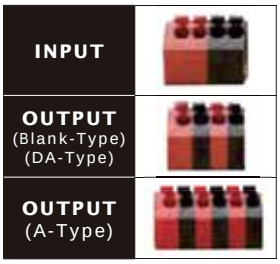

	IDLC-25(A)	IDLC-45(A) IDLC-45-DA	IDLC-65(A) IDLC-65-DA
AC input voltage range	90 ~ 295VAC ; 127 ~ 417VDC		180 ~ 295VAC ; 254~417VDC
AC inrush current (max.)	Cold start, 30A at 230VAC		
Setup time	500ms / 230VAC		
PWM dimming signal	10V PWM signal, frequency range 300Hz~3kHz		
Total harmonic distortion	THD<20%		
Short circuit protection	Hiccup mode, auto-recovery		
Withstand voltage	I/P-O/P: 3.75KVAC		
Working temperature	Tcase= -20~+90°C	Tcase= -20~+85°C (refer to "OUTPUT LOAD vs TEMPERATURE")	
Safety standards	UL8750, ENEC EN/AS/NZS61347-1(except for DA-Type), EN/AS/NZS61347-2-13(except for DA-Type), EN62384, GB19510.14, GB19510.1, EAC TP TC 004; BIS 15885 (refer to spec for models) approved		
DALI standards	IEC 62386-101, 102 (DA-Type only)		
EMC standards	EN55015, EN61000-3-2 Class C, EN61000-3-3, EN61000-4-2,3,4,5,6,8,11, EN61547, GB17743, GB17625.1, EAC TP TC 020		
Connection (Input/Output)	4+4P push-in terminal block for Blank/DA-Type, 4+6P for A-Type		
Dimension (LxWxH) mm	110 x 75 x 22	120 x 75 x 25	130 x 75 x 25

IDLC-25(A) Series

(except for DA-Type)

Model No.	Output	Tol.	Effi.
IDLC-25□-350	49 ~ 70V, 350mA	±7%	82%
IDLC-25□-500	35 ~ 50V, 500mA	±7%	81.5%
IDLC-25□-700	25 ~ 36V, 700mA	±7%	82%
IDLC-25□-1050	17 ~ 24V, 1050mA	±7%	81.5%

□ = Blank/A; Blank: without auxiliary output, A: with auxiliary function

IDLC-45(A) Series
IDLC-45-DA Series

(except for DA-Type)

Model No.	Output	Tol.	Effi.
IDLC-45□-350◯	57 ~ 95V, 350mA	±5%	86%
IDLC-45□-500◯	54 ~ 90V, 500mA	±5%	85%
IDLC-45□-700◯	38 ~ 64V, 700mA	±5%	85%
IDLC-45□-1050◯	26 ~ 43V, 1050mA	±5%	84%
IDLC-45□-1400◯	19 ~ 32V, 1400mA	±5%	83%

□ = Blank/A; Blank: without auxiliary output, A: with auxiliary function
◯ = Blank/DA; Blank: 2 in 1 dimming, DA: DALI

IDLC-65(A) Series
IDLC-65-DA Series

(except for DA-Type)

Model No.	Output	Tol.	Effi.
IDLC-65□-700◯	69 ~ 93V, 700mA	±5%	89%
IDLC-65□-1050◯	46 ~ 62V, 1050mA	±5%	87%
IDLC-65□-1400◯	34 ~ 46V, 1400mA	±5%	86%
IDLC-65□-1750◯	27 ~ 36V, 1750mA	±5%	86%

□ = Blank/A; Blank: without auxiliary output, A: with auxiliary function
◯ = Blank/DA; Blank: 2 in 1 dimming, DA: DALI

Intelligent dimming control

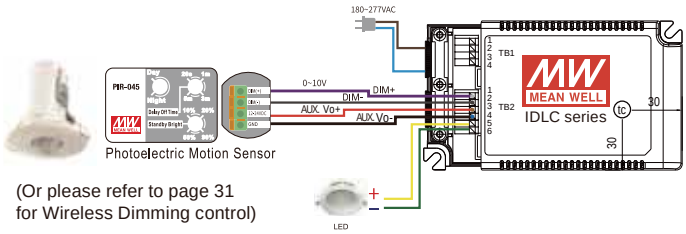

(Or please refer to page 31 for Wireless Dimming control)

PLM series 12~25W

Features

- Constant current mode
- 110~295VAC input
- No load power consumption <0.5W
- Fully isolated plastic case with push terminal style I/O
- IP30 design
- Isolation class II, no F.G.
- Class 2 power unit (except for PLM-25-350)
- Low cost, high reliability
- Suitable for indoor LED lighting applications
- Protections: Short circuit
- 2 years warranty

INPUT	OUTPUT

	PLM-12	PLM-25
AC input voltage range	110~295VAC; 156~417VDC	
AC inrush current (max.)	Cold start, 15A at 230VAC	
Setup time	500ms at full load and 230VAC	
Total harmonic distortion	THD<20%	
Short circuit protection	Hiccup mode, auto-recovery	
Withstand voltage	I/P-O/P: 3.75kVAC	
Working temperature	-30~+50ºC	-30~+45ºC
Safety standards	UL8750, ENEC EN61347-1, EN61347-2-13, EN62384, GB19510.14, GB19510.1, EAC TP TC 004 approved	
EMC standards	EN55015, EN61000-3-2 class C, EN61000-3-3, EN61000-4-2,3,4,5,6,8,11, EN61547, GB17743, GB17625.1, EAC TP TC 020	
Connection (Input / Output)	2+2P push terminal block	
Dimension (LxWxH)(mm)	145x 38x 22	

PLM-12 Series

Model No.	Output	Io Tol.	R&N	Effi.
PLM-12-350	22~36V, 350mA	±5%	3.6V	85%
PLM-12-500	15~24V, 500mA	±5%	2.4V	84%
PLM-12-700	11~18V, 700mA	±5%	2.4V	83%
PLM-12-1050	7~12V, 1050mA	±5%	1.8V	81%

PLM-25 Series

Model No.	Output	Io Tol.	R&N	Effi.
PLM-25-350	42~72V, 350mA	±5%	7.2V	87%
PLM-25-500	30~50V, 500mA	±5%	5.0V	86%
PLM-25-700	21~36V, 700mA	±5%	3.6V	86%
PLM-25-1050	14~24V, 1050mA	±5%	2.4V	85%

PLM-E series 12~25W

Features

- Constant current mode
- 180~295VAC input
- No load power consumption <0.5W
- Fully isolated plastic case with push terminal style I/O
- IP30 design
- Isolation class II, no F.G.
- Low cost, high reliability
- Suitable for indoor LED lighting applications
- Protections: Short circuit
- 2 years warranty

INPUT	OUTPUT

	PLM-12E	PLM-25E
AC input voltage range	180~295VAC; 254~417VDC	
AC inrush current (max.)	Cold start, 15A at 230VAC	
Setup time	500ms at full load and 230VAC	
Total harmonic distortion	THD<20%	
Short circuit protection	Hiccup mode, auto-recovery	
Withstand voltage	I/P-O/P: 3.75kVAC	
Working temperature	-30~+50ºC	-30~+45ºC
Safety standards	ENEC EN61347-1, EN61347-2-13, EN62384, GB19510.14, GB19510.1, EAC TP TC 004 approved	
EMC standards	EN55015, EN61000-3-2 class C, EN61000-3-3, EN61000-4-2,3,4,5,6,8,11, EN61547, GB17743, GB17625.1, EAC TP TC 020	
Connection (Input / Output)	2+2P push terminal block	
Dimension (LxWxH)(mm)	145x 38x 22	

PLM-12E Series

Model No.	Output	Io Tol.	R&N	Effi.
PLM-12E-350	22~36V, 350mA	±5%	5.5V	84%
PLM-12E-500	15~24V, 500mA	±5%	3.6V	83%
PLM-12E-700	11~18V, 700mA	±5%	3.6V	82%
PLM-12E-1050	7~12V, 1050mA	±5%	2.7V	78%

PLM-25E Series

Model No.	Output	Io Tol.	R&N	Effi.
PLM-25E-350	42~72V, 350mA	±5%	9V	86%
PLM-25E-500	30~50V, 500mA	±5%	7.5V	85%
PLM-25E-700	21~36V, 700mA	±5%	5.4V	85%
PLM-25E-1050	14~24V, 1050mA	±5%	3.6V	82%

PLC series 30~100W

Features

- Constant current mode
  (Constant voltage + constant current modes for PLC-100)
- Universal AC input / Full range
- Fully isolated plastic case with screw terminal style I/O
- Adjustable output voltage and current level
- Class 2 power unit / Pass LPS
- Isolation class II, no F.G. for PLC-30
- Suitable for LED lighting and LED sign applications
- Protections: Short circuit / Over current / Over voltage / Over temperature
- Cooling by free air convection
- 2 years warranty

	PLC-30	PLC-45/60	PLC-100
AC input voltage range	90~264VAC ; 127~370VDC		
AC inrush current (max.)	Cold start, 35A at 230VAC		Cold start, 40A at 230VAC
DC adjustment range	95%~110% rated output voltage	90%~110% rated output voltage	85%~100% rated output voltage
Current adjustment range	75%~103%		75%~100%
Over current protection	100%~110% constant current limiting, auto-recovery	95%~110% constant current limiting, auto-recovery	95%~102% constant current limiting, auto-recovery
Over voltage protection	110%~155% rated output voltage	115%~140% rated output voltage	107%~135% rated output voltage
Setup time	500ms at full load and 230VAC		
Withstand voltage	I/P-O/P: 3.75kVAC	I/P-O/P: 3.75kVAC, I/P-FG: 2kVAC, O/P-FG:1.5kVAC	
Working temperature	-30~+50°C (refer to output derating curve)		
Safety standards	UL1310, TUV EN61347-1, EN61347-2-13, EAC TP TC 004 approved; TUV EN62368-1 approved for PLC-100 only		
EMC standards	EN55015, EN61000-3-2 class C, EN61000-3-3, EAC TP TC 020, EN61000-4-2,3,4,5,6,8,11, EN61547		
Connection (Input / Output)	2+2P screw terminal block	3+2P screw terminal block	
Dimension (LxWxH)(mm)	160x 46x 30	181.5x 62x 35	200.5x 69.5x 35
Packing	0.2kg ; 70pcs / 15kg	0.41kg ; 30pcs / 13.3kg	0.52kg ; 25pcs / 14kg

PLC-30 Series

(for 48V only) (for 9~36V)

Model No.	Output	Tol.	R&N	Effi.
PLC-30-9	9V, 0~3.3A	±10%	2.6V	80.0%
PLC-30-12	12V, 0~2.5A	±10%	2.0V	82.5%
PLC-30-15	15V, 0~2.0A	±10%	2.6V	83.5%
PLC-30-20	20V, 0~1.5A	±10%	2.6V	84.0%
PLC-30-24	24V, 0~1.25A	±10%	2.4V	84.0%
PLC-30-27	27V, 0~1.12A	±10%	2.3V	84.5%
PLC-30-36	36V, 0~0.84A	±10%	3.6V	85.0%
PLC-30-48	48V, 0~0.63A	±10%	3.7V	85.5%

PLC-60 Series

(for 48V only) (for 12~36V)

Model No.	Output	Tol.	R&N	Effi.
PLC-60-12	12V, 0~5.0A	±10%	2.0V	85.0%
PLC-60-15	15V, 0~4.0A	±10%	2.4V	86.0%
PLC-60-20	20V, 0~3.0A	±10%	1.8V	87.5%
PLC-60-24	24V, 0~2.5A	±10%	2.4V	87.0%
PLC-60-27	27V, 0~2.3A	±10%	2.7V	88.0%
PLC-60-36	36V, 0~1.7A	±10%	3.6V	89.0%
PLC-60-48	48V, 0~1.3A	±10%	4.6V	89.0%

PLC-45 Series

(for 48V only) (for 12~36V)

Model No.	Output	Tol.	R&N	Effi.
PLC-45-12	12V, 0~3.8A	±10%	2.0V	83.5%
PLC-45-15	15V, 0~3.0A	±10%	2.4V	85.0%
PLC-45-20	20V, 0~2.3A	±10%	1.8V	86.5%
PLC-45-24	24V, 0~1.9A	±10%	2.7V	86.5%
PLC-45-27	27V, 0~1.7A	±10%	2.7V	86.5%
PLC-45-36	36V, 0~1.25A	±10%	3.6V	87.5%
PLC-45-48	48V, 0~0.95A	±10%	4.6V	87.5%

PLC-100 Series

(for 48V only) (for 12~36V)

Model No.	Output	Tol.	R&N	Effi.
PLC-100-12	12V, 0~5.0A	±3%	150mV	83.0%
PLC-100-15	15V, 0~5.0A	±3%	150mV	85.0%
PLC-100-20	20V, 0~4.8A	±3%	150mV	88.5%
PLC-100-24	24V, 0~4.0A	±3%	150mV	88.5%
PLC-100-27	27V, 0~3.55A	±3%	150mV	88.0%
PLC-100-36	36V, 0~2.65A	±2%	150mV	88.0%
PLC-100-48	48V, 0~2.0A	±2%	200mV	88.5%

Metal Case

with PFC

39 XLG Series (25~240W)
42 ELG Series (75~300W)
45 ELG-C Series (75~300W)
49 HLG Series (40~600W)
54 HLG-C Series (60~480W)
57 HVG Series (65~480W)
60 HVGC Series (65~1000W)
64 FDL Series (65~100W)

A complete outdoor LED driver solutions for outdoor luminaires are well-displayed in this category. The best cost-performance ratio and compact size design are XLG series and the ELG(C) series design with DALI /Timer/Programmable dimming functions. A high-efficiency design HLG(C) series with 7 years warranty and HVG(C) series with the high-voltage input 180-528V AC is able to be used with general 230V/347V mains supply or 1 phase 380V AC voltage from 3 phase input. All models are listed for choices. Most of the models can offer to dim with 0-10V dimming function,which can be integrated into smart city lighting control.

MEAN WELL has launched brand new XLG series which design with compact size and constant power mode , output wattage covers a wide range 25/50/75/100/150/200/240W, wide choices for any indoor or outdoor luminaire applications.

Application

Selection guide

Series	Features	Remark
XLG	Constant Power Mode Compact size Surge protection with 10kv/6kv (Optional)	Design with Input Over Voltage Protection and India(EESL)version
ELG(C)	DALI/Timer/Programmable dimming	ELGT-150 with class II
HLG(C)	High reliability/ 7 years warranty	UP to 600W
HVG(C)	High Voltage Input 180~528 VAC	UP to 1000W
FDL	Entry level with 3 Years warranty	UP to 100W

XLG series 25~50W

Features

- Constant power mode output
- Wide input range 100~305VAC (Class I)
- Metal housing design with functional ground
- Built-in active PFC function,Class 2 power unit
- Surge protection with 6KV/4KV
- India (EESL) version with Input Over Voltage Protection can survive input voltage stress of 440Vac for 48 hours
- 5 years warranty
- Multiple models for choice:
  A-Type :IP67 rated. Io adjustable through built-in potentiometer
  AB-Type :IP67 rated. Io adjustable through built-in potentiometer & 3 in 1 dimming function.
- Protections :Over power/Short circuit / Over temperature /Input over voltage(only for India version)
- IP67 rating for indoor or outdoor installations

		XLG-25	XLG-50
INPUT	ACL ACN FG		
OUTPUT (Non-Dimming Models)	Vo- Vo+		
OUTPUT (Dimming Models)	DIM- DIM+ Vo+ Vo-		

AC input voltage range		100~305VAC; 142~431VDC	
AC inrush current (max.)		Cold start, 50A at 230 VAC	
Over power protection		110-150% Over Power Protection, recovers automatically after fault condition is removed	
Over temp. protection		Hiccup mode, recovers automatically after fault condition is removed	
Setup, rise time		500ms, 100ms/115VAC, 230VAC	
Withstand voltage		I/P-O/P:3.75KVAC I/P-FG:2.0KVAC O/P-FG:1.5KVAC	
Working temperature		Tcase= -40~+85°C	Tcase=-40 ~ +90°C
Safety standards		UL8750(type"HL"), CSA C22.2 No. 250.13-12; ENEC AS/NZS IEC EN61347-1, AS/NZS EN61347-2-13 independent, EN62384;IP67; GB19510.1, GB19510.14, EAC TP TC 004, J61347-1(H29), J61347-2-13(H29), KC61347-1, KC61347-2-13, IS15885(Part2/Sec13)(for XLG-25I/50I type only), NOM-058-SCFI-2017	
EMC standards		EN55015,EN61000-3-2 Class C (@load≧50%) ; EN61000-3-3; GB17743, GB17625.1,EN61000-4-2,3,4,5,6,8,11; EN61547, (surge immunity Line-Earth 6KV, Line-Line 4KV)	
Connection	Input	SJOW 17AWGx3C & H05RN-F 3x1.0mm² (30cm)	
	Output	A-Type : SJOW 17AWGx2C & H05RN-F 2x1.0mm²(30cm) AB-Type : SJOW 17AWGx2C & H05RN-F 2x1.0mm²(30cm)+UL2517 20AWGx2C(35cm)	
Dimension (LxWxH) (mm)		105x 63x 30	

XLG-25 Series

Model No.	Output	I_0 Ripple	Effi.
XLG-25□-○	22~54V, 0.25 ~ 1.05A	5%(max.)	88%

XLG-50 Series

Model No.	Output	I_0 Ripple	Effi.
XLG-50□-○	22~54V, 0.53 ~ 2.1A	5%(max.)	90%

□ = Blank,I; Blank: For standard version, I:For India version
○ = A, AB

Note: Products sourced from the Americas regions may not have the PSE/CCC/BIS/KC logo. Please contact your MEAN WELL sales for more information

XLG family selection guide

output / Model	12V	24V	L type	M type	H type
XLG-25					250~1050 mA
XLG-50					530~2100 mA
XLG-75	5A	3.1A	350~1050 mA		650~2100 mA
XLG-100	8A	4A	350~1050 mA		875~2780 mA
XLG-150	12.5 A	6.25A	350~1050 mA	700~2100 mA	1400~4100 mA
XLG-200	16A	8.3A	350~1050 mA		1750~5500 mA
XLG-240			350~1050 mA	700~2100 mA	2200~6600 mA

* 12V/24V with C.V+C.C mode

XLG series 75~150W

Features

- Full power output at 70~100% Constant power mode operation
- Wide input range 100~305V AC(Class I)
- Built-in active PFC function,Class 2 power unit
- Metal case with IP67, suitable for outdoor application
- Surge protection with 6K V/4K V (10K V/6K V optional)
- India (EESL) version with Input Over Voltage Protection can survive input voltage stress of 440Vac for 48 hours
- 5 years warranty
- Multiple models for choice:
  Blank-Type: Io and Vo fixed.(For harsh environment)
  A-Type: IP67 rated.Io adjustable via built-in potentiometer
  AB-Type: IP67 rated. Io adjustable through built-in potentiometer & 3 in 1 dimming function
- Protections :Over current(for 12,24V)/Over power(for L,M,H-Type)/Over temperature /Short circuit /Input over voltage(for India version)

INPUT	ACL ACN FG
OUTPUT (Non-Dimming Models)	Vo- Vo+
OUTPUT (Dimming Models)	DIM- DIM+ Vo+ Vo-

	XLG-75	XLG-100	XLG-150
AC input voltage range	100~305VAC ; 142~431VDC		
AC inrush current (max.)	Cold start, 50A at 230VAC		
Over current protection (for 12,24V)	95%~ 108% Constant current limiting, recovers automatically after fault condition is removed		
Over power protection (for L,M,H-Type)	110% ~ 150% Hiccup mode, recovers automatically after fault condition is removed	105% ~ 150% Hiccup mode, recovers automatically after fault condition is removed	105% ~ 130% Hiccup mode, recovers automatically after fault condition is removed
Over temp. protection	Shut down output voltage, re-power on to recover		
Input over voltage (for India version)	320~370VAC (Shut down output voltage , recovers automatically after fault condition is removed)	320~390VAC (Shut down output voltage , recovers automatically after fault condition is removed)	
Set up time	500ms/230VAC, 1200ms/115VAC		
Withstand voltage	I/P-O/P:4.2KVAC I/P-FG:2.1KVAC O/P-FG:1.5KVAC		
Working temperature	Tcase= -40~+90°C		
Safety standards	UL8750(type"HL"), UL879(For 12V, 24V), CSA C22.2 No. 250.13-12; ENEC EN61347-1, EN61347-2-13 independent, EN62384; GB19510.1,GB19510.14; IP67, EAC TP TC 004, J61347-1(H29), J61347-2-13(H29), KC61347-1, KC61347-2-13, IS15885(Part2/Sec13)(for XLG-75I/100I/150I type only), NOM-058-SCFI-2017		
EMC standards	EN55015,EN61000-3-2 Class C (@load≧50%) ; EN61000-3-3;EN61000-4-2,3,4,5,6,8,11; EN61547, (surge immunity Line-Earth 6KV, Line-Line 4KV)(10K/6K option, except for XLG-75)		
Connection – Input	SJOW 17AWGx3C & H05RN-F 1.0mm² (30cm)		
Connection – Output	Blank/A-Type: SJOW 17AWGx2C & H05RN-F 2x1.0mm²(30cm) AB-Type: SJOW 17AWGx2C & H05RN-F 2x1.0mm²(30cm)+UL2517 20AWGx2C(35cm)	Blank/A-Type: SJOW 17AWG/14AWG(for XLG-100-12 and XLG-150-12/24V) x2C & H05RN-F 2x1.0mm²(30cm) AB-Type: SJOW 17AWGx2C & H05RN-F 2x1.0mm²(30cm)+UL2517 20AWGx2C(35cm)	
Dimension (LxWxH) (mm)	140x 63x 32		180x 63x 35.5

XLG-75 Series

Model No.	Output	I_0 Ripple	Effi.
XLG-75□-12○	8.4~12V, 5A	---	89%
XLG-75□-24○	16.8~24V, 3.1A	---	90%
XLG-75□-L ○	53~107V, 350~1050mA	3%	91%
XLG-75□-H ○	27~56V, 650~2100mA	3%	90%

XLG-100 Series

Model No.	Output	I_0 Ripple	Effi.
XLG-100 □-12 ○	8.4~12V, 4 ~ 8A	---	92%
XLG-100 □-24 ○	16.8~24V, 2 ~ 4A	---	92%
XLG-100 □-L ○	71~142V, 350~1050mA	3%	92.5%
XLG-100 □ -H ○	27~56V, 875~2780mA	3%	91%

XLG-150 Series

Model No.	Output	I_0 Ripple	Effi.
XLG-150 □ -12○	8.4~12V, 6.5~ 12.5A	---	91.5%
XLG-150 □ -24○	16.8~24V, 3.2~ 6.25A	---	93%
XLG-150 □ -L ○	120~214V, 350~1050mA	3%	93%
XLG-150 □-M ○	60~107V, 700~2100mA	3%	92.5%
XLG-150 □ -H ○	27~56V, 1400~4170mA	4%	92%

□= Blank, I; Blank: For standard version, I:For India version
○= A, AB, Blank
Note: Products sourced from the Americas regions may not have the PSE/CCC/BIS/KC logo. Please contact your MEAN WELL sales for more information.

XLG series 200~240W

Features

- Full power output at 70~100% Constant power mode operation
- Wide input range 100~305V AC(Class I)
- Built-in active PFC function
- Metal case with IP67, suitable for outdoor application
- Surge protection with 6K V/4K V (10K V/6K V optional)
- India (EESL) version with Input Over Voltage Protection can survive input voltage stress of 440Vac for 48 hours
- 5 years warranty
- Multiple models for choice:
  Blank-Type: Io and Vo fixed.(For harsh environment)
  A-Type: IP67 rated.Io adjustable via built-in potentiometer
  AB-Type: IP67 rated. Io adjustable through built-in potentiometer & 3 in 1 dimming function
- Protections :Over current(for 12,24V)/Over power(for L,M,H-Type)/Over temperature /Short circuit /Input over voltage(for India version)



XLG-200	XLG-240

		XLG-200	XLG-240
AC input voltage range		100~305VAC ; 142~431VDC	
AC inrush current (max.)		Cold start, 65A at 230VAC	Cold start, 75A at 230VAC
Over current protection (for 12,24V)		95%~ 108% Constant current limiting, recovers automatically after fault condition is removed	
Over power protection (for L,M,H-Type)		105% ~ 130% Hiccup mode, recovers automatically after fault condition is removed	
Over temp. protection		Shut down O/P voltage, recovers automatically after temperature goes down	
Input over voltage (for India version)		320 ~ 390VAC (Shut down output voltage when the input voltage exceeds protection voltage)	320 ~ 370VAC (Shut down output voltage when the input voltage exceeds protection voltage)
Set up time		500ms/230VAC, 1200ms/115VAC	
Withstand voltage		I/P-O/P:4.2KVAC I/P-FG:2.1KVAC O/P-FG:1.5KVAC	I/P-O/P:3.75KVAC I/P-FG:2.0KVAC O/P-FG:1.5KVAC
Working temperature		Tcase= -40~+90°C	
Safety standards		UL8750(type"HL"), CSA C22.2 No. 250.13-12; ENEC EN61347-1, EN61347-2-13 independent, EN62384; GB19510.1,GB19510.14; IP67 approved,EAC TP TC 004; J61347-1(H29), J61347-2-13(H29), KC61347-1, KC61347-2-13, IS15885(Part2/Sec13)(for XLG-200 only), NOM-058-SCFI-2017	
EMC standards		EN55015,EN61000-3-2 Class C (@load≧50%) ; EN61000-3-3;EN61000-4-2,3,4,5,6,8,11; EN61547(surge immunity Line-Earth 6KV, Line-Line 4KV)(10K/6KV option);	
Connection	Input	SJOW 17AWGx3C & H05RN-F 3x1.0mm² (30cm)	
	Output	Blank/A-Type: SJOW 17AWGx2C/14AWGx2C(12V) & H05RN-F 2x1.0mm² (30cm) AB-Type: SJOW 17AWGx2C & H05RN-F 2x1.0mm² (30cm) + UL2517 20AWGx2C(35cm)	Blank/A-Type: SJOW 17AWGx2C & H05RN-F 2x1.0mm² for H&M type (30cm);SJOW 14AWGx2C for 12/24V type(30cm);SOOW 17AWGx2C&H07RN-F 2x1.0mm for L type(30cm) AB-Type: SJOW 17AWGx2C & H05RN-F 2x1.0mm² for H&M type / SOOW 17AWGx2C&H07RN-F 2x1.0mm² for L type(30cm) + UL2517 20AWGx2C(35cm)
Dimension (LxWxH) (mm)		199x 63x 35.5mm	219x 63x 35.5mm

XLG-200 Series

Model No.	Output	I_0 Ripple	Effi.
XLG-200 □-12○	8.4~12V, 8 ~ 16A	---	92%
XLG-200 □-24○	16.8~24V, 4.15 ~ 8.3A	---	94%
XLG-200 □-L○	142~285V, 350~1050mA	3%	94%
XLG-200 □-H○	27~56V, 1750~5550mA	3%	93%

XLG-240 Series

Model No.	Output	I_0 Ripple	Effi.
XLG-240 □-L ○	178~342V, 350~1050mA	5%	93%
XLG-240 □-M○	90~171V, 700~2100mA	5%	92.5%
XLG-240 □-H ○	27~56V, 2400~6660mA	5%	91%

□= Blank, I; Blank: For standard version, I:For India only
○= A, AB, Blank
Note: Products sourced from the Americas regions may not have the PSE/CCC/BIS/KC logo. Please contact your MEAN WELL sales for more information

ELG series 75~100W

Features

- Constant voltage+constant current modes
- Universal AC input (100 to 305VAC) / Full range
- High efficiency up to 91%
- No load / Standby power consumption <0.5W
- Meet 6KV surge immunity level (IEC61000-4-5)
- Class 2 power unit (ELG-75/100 only)
- Type HL LED Driver for use in Class I, Division 2 hazardous location luminaires
- Suitable for dry / damp / wet locations with IP67
- Suitable for outdoor LED lighting applications
- Protections:
  Short circuit / Over current / Over voltage / Over temp.

- Multiple models for choice:

Blank-Type: IP67 rated. Cable for I/O connection(For harsh environment)
A-Type: IP65 rated. Io and Vo adjustable through built-in potentiometer
B-Type: IP67 rated. 3 in 1 dimming function (0~10Vdc, 10V PWM signal and resistance)
AB-Type: IP65 rated. Io adjustable through built-in potentiometer & 3 in 1 dimming function.
D2-Type: IP67 rated. Smart timer dimming function*, contact MEAN WELL for details
DA-Type: IP67 rated. DALI control technology

- 5 years warranty

INPUT	ACN ACL
INPUT (3Y Models)	ACL ACN FG
OUTPUT (Non-Dimming Models)	Vo- Vo+
OUTPUT (Dimming Models)	DIM-/DA DIM+/DA Vo+ Vo-

ELG-75 | **ELG-100**

AC input voltage range	100~305VAC ; 142~431VDC	
AC inrush current (max.)	Cold start, 50A at 230VAC	Cold start, 60A at 230VAC
DC adjustment range	±10% rated output voltage (A-Type only)	
Current adjustment range	50%~100% via potentiometer (A-Type only)	
Over current protection	95%~108% constant current limiting, auto-recovery	
Over voltage protection	110%~140% rated output voltage	
Over temp. protection	Shut down o/p voltage, re-power on to recover	
Setup, rise, hold up time	500ms, 100ms, 10ms at full load and 230VAC	
Withstand voltage	I/P-O/P: 3.75kVAC I/P-FG: 2kVAC O/P-FG: 1.5kVAC	
Working temperature	Tcase= -40~+85°C	Tcase= -40~+90°C (refer to "OUTPUT LOAD vs TEMPERATURE")
Safety standards	UL8750, IEC/EN/AS/NZ61347-1,-2-13, EN62384, GB19510.1, GB19510.14, EAC TP TC 004, BIS IS15885(refer to spec for models), KC61347-1, KC61347-2-13 approved	
EMC standards	EN55015, EN61000-3-2 class C, EN61000-3-3, EN61000-4-2,3,4,5,6,8,11, EN61547, GB17743, GB17625.1, EAC TP TC 020, KC KN15, KN61547	
Connection	Please refer to page 48	
Dimension (LxWxH) (mm)	180x 63x 35.5	199x 63x 35.5

ELG-75 Series

Model No.	Output	Tol.	R&N	Effi.
ELG-75-12Ⓐ-□	12V, 0~5A	±3.0%	150mV	85%
ELG-75-24Ⓐ-□	24V, 0~3.15A	±3.0%	200mV	88%
ELG-75-36Ⓐ-□	36V, 0~2.1A	±2.5%	250mV	89%
ELG-75-42Ⓐ-□	42V, 0~1.8A	±2.5%	250mV	90%
ELG-75-48Ⓐ-□	48V, 0~1.6A	±2.0%	250mV	90%

◯ = Blank, A, B, AB, D2 or DA ; □ = Blank, 3Y

ELG-100 Series

Model No.	Output	Tol.	R&N	Effi.
ELG-100-24Ⓐ-□	24V, 0~4A	±3%	200mV	88%
ELG-100-36Ⓐ-□	36V, 0~2.66A	±2.5%	250mV	89%
ELG-100-42Ⓐ-□	42V, 0~2.28A	±2.5%	250mV	90%
ELG-100-48Ⓐ-□	48V, 0~2A	±2%	300mV	90%
ELG-100-54Ⓐ-□	54V, 0~1.78A	±2%	350mV	91%

◯ = Blank, A, B, AB, D2 or DA ; □ = Blank, 3Y

□ = Blank, 2-wire input for standard mode ; □ = 3Y, 3-wire input for standard mode.

*MEAN WELL Smart timer dimming primarily provides the adaptive proportion dimming profile for the output constant current level.

ELG series 150~200W

Features

- Constant voltage+constant current modes
- Universal AC input (100 to 305VAC) / Full range
- High efficiency up to 93%
- No load / Standby power consumption <0.5W
- Meet 6KV surge immunity level (IEC61000-4-5)
- Type HL LED Driver for use in Class I, Division 2 hazardous location luminaires
- Suitable for dry / damp / wet locations
- Suitable for outdoor LED lighting applications
- Protections:
  Short circuit / Over current / Over voltage / Over temp.
- 5 years warranty

- Multiple models for choice:
  Blank-Type: IP67 rated. Cable for I/O connection(For harsh environment)
  A-Type: IP65 rated. Io and Vo adjustable through built-in potentiometer
  B-Type: IP67 rated. 3 in 1 dimming function (0~10Vdc, 10V PWM signal and resistance)
  AB-Type: IP65 rated. Io adjustable through built-in potentiometer & 3 in 1 dimming function.
  D2-Type: IP67 rated. Smart timer dimming function*, contact MEAN WELL for details
  DA-Type: IP67 rated. DALI control technology
  BE-Type: IP67 rated. 3 in 1 dimming function and 15V/400mA auxiliary output (ELG-150 only)

INPUT	ACN, ACL
INPUT (3Y Models)	ACL, ACN, FG
OUTPUT (Non-Dimming Models)	Vo-, Vo+
OUTPUT (Dimming Models)	DIM-, DIM+, Vo+, Vo-

	ELG-150	ELG-200
AC input voltage range	100~305VAC ; 142~431VDC	
AC inrush current (max.)	Cold start, 65A at 230VAC	Cold start, 75A at 230VAC
DC adjustment range	±10% rated output voltage (A-Type only)	
Current adjustment range	50%~100% via potentiometer (A-Type only)	
Over current protection	95%~108% constant current limiting, auto-recovery	
Over voltage protection	110%~140% rated output voltage	
Setup, rise, hold up time	500ms, 100ms, 10ms at full load and 230VAC	
Withstand voltage	I/P-O/P: 3.75kVAC I/P-FG: 2kVAC O/P-FG: 1.5kVAC	
Working temperature	Tcase= -40~+90°C (refer to "OUTPUT LOAD vs TEMPERATURE")	Tcase= -40~+85°C (refer to "OUTPUT LOAD vs TEMPERATURE")
Safety standards	UL8750, ENEC/AS/NZS/EN61347-1,-2-13, EN62384, GB19510.14, GB19510.1, EAC TP TC 004, BIS IS15885(refer to spec for models), KC61347-1, KC61347-2-13 approved	
EMC standards	EN55015, EN61000-3-2 class C, EN61000-3-3, EN61000-4-2,3,4,5,6,8,11, EN61547, GB17743, GB17625.1, EAC TP TC 020, KC KN15, KN61547	
Connection	Please refer to page 48	
Dimension (LxWxH) (mm)	219x 63x 35.5	244x 71x 37.5

ELG-150 Series

0-10VDC (B & BE-Type) (DA-Type)

Model No.	Output	Tol.	R&N	Effi.
ELG-150-12Ⓐ-□	12V, 0~10A	±3.0%	150mV	88%
ELG-150-24Ⓐ-□	24V, 0~6.25A	±3.0%	200mV	89%
ELG-150-36Ⓐ-□	36V, 0~4.17A	±2.5%	250mV	90%
ELG-150-42Ⓐ-□	42V, 0~3.57A	±2.5%	250mV	90%
ELG-150-48Ⓐ-□	48V, 0~3.13A	±2.0%	250mV	90%
ELG-150-54Ⓐ-□	54V, 0~2.8A	±2.0%	350mV	91%

○ = Blank, A, B, AB, D2, DA or BE ; □ = Blank, 3Y

ELG-200 Series

0-10VDC (B-Type) (DA-Type)

Model No.	Output	Tol.	R&N	Effi.
ELG-200-12Ⓐ-□	12V, 0~16A	±3%	150mV	90.0%
ELG-200-24Ⓐ-□	24V, 0~8.4A	±2%	200mV	92.0%
ELG-200-36Ⓐ-□	36V, 0~5.55A	±2%	250mV	92.0%
ELG-200-42Ⓐ-□	42V, 0~4.76A	±2%	250mV	92.5%
ELG-200-48Ⓐ-□	48V, 0~4.16A	±2%	250mV	93.0%
ELG-200-54Ⓐ-□	54V, 0~3.72A	±2%	350mV	93.0%

○ = Blank, A, B, AB, D2 or DA ; □ = Blank, 3Y

□ = Blank, 2-wire input for standard mode ; □ = 3Y, 3-wire input for standard mode.

*MEAN WELL Smart timer dimming primarily provides the adaptive proportion dimming profile for the output constant current level.

ELG series 240~300W

Features

- Constant voltage+constant current modes
- Wide input range 100~305VAC
- High efficiency up to 94%
- No load / Standby power consumption <0.5W(for ELG-240 only)
- Meet 6KV surge immunity level (IEC61000-4-5)
- Type HL LED Driver for use in Class I, Division 2 hazardous location luminaires
- Suitable for dry / damp / wet locations
- Suitable for outdoor LED lighting applications
- Protections:
  Short circuit / Over current / Over voltage / Over temp.
- Multiple models for choice:(ELG-240)
  Blank-Type: IP67 rated. Io and Vo fixed(For harsh environment)
  A-Type: IP65 rated. Io and Vo adjustable through built-in potentiometer
  B-Type: IP67 rated.3 in 1 dimming function (0~10Vdc, 10V PWM signal and resistance)
  AB-Type: IP65 rated. Io and Vo adjustable through built-in potentiometer & 3 in 1 dimming function.
  D2-Type: IP67 rated. Smart timer dimming function*, contact MEAN WELL for details
  DA-Type: IP67 rated. DALI control technology
- 5 years warranty

INPUT	ACN ACL
INPUT (3Y Models)	ACL ACN FG
OUTPUT (Non-Dimming Models)	Vo- Vo+
OUTPUT (Dimming Models)	DIM- DIM+ Vo+ Vo-

ELG-240

ELG-300

	ELG-240	ELG-300
AC input voltage range	100~305VAC ; 142~431VDC	
AC inrush current (max.)	Cold start, 60A at 230VAC	Cold start, 45A at 230VAC
DC adjustment range	±8% rated output voltage (A/AB-Type only)	
Current adjustment range	50%~100% via potentiometer (A/AB-Type only)	
Over current protection	95%~108% constant current limiting, auto-recovery	
Over voltage protection	110%~140% rated output voltage	
Setup, rise, hold up time	500ms, 100ms, at 230VAC	
Withstand voltage	I/P-O/P: 3.75kVAC I/P-FG: 2.0kVAC O/P-FG: 1.5kVAC	
Working temperature	-40~+90°C (refer to "OUTPUT LOAD vs TEMPERATURE")	-40~+85°C (refer to "OUTPUT LOAD vs TEMPERATURE")
Safety standards	UL8750(type"HL"), CSA C22.2 No. 250.13-12, EN61347-1,-2-13, IEC/AS/NZS 61347-1, IEC/AS/NZS 61347-2-13 independent, EN62384, EAC TP TC 004, BIS IS15885(Note 1), GB19510.14, GB19510.1, IP65 or IP67 approved, KC61347-1, KC61347-2-13	
EMC standards	EN55015, EN61000-3-2 class C, EN61000-3-3, EN61000-4-2,3,4,5,6,8,11, EN61547, GB17743, GB17625.1, EAC TP TC 020, KC KN15, KN61547	
Connection	Please refer to page 48	
Dimension (LxWxH) (mm)	244x 71x 37.5	246x 77x 39.5

ELG-240 Series

(Note 1)

Model No.	Output	Tol.	R&N	Effi.
ELG-240-24Ⓐ-□	24V, 0~10A	±2%	200mV	92.0%
ELG-240-36Ⓐ-□	36V, 0~6.66A	±2%	250mV	92.0%
ELG-240-42Ⓐ-□	42V, 0~5.71A	±2%	250mV	92.5%
ELG-240-48Ⓐ-□	48V, 0~5.0A	±2%	250mV	93.0%
ELG-240-54Ⓐ-□	54V, 0~4.45A	±2%	350mV	93.0%

ELG-300 Series

Model No.	Output	Tol.	R&N	Effi.
ELG-300-12A	12V, 11~22A	±3%	150mV	91.0%
ELG-300-24A	24V, 6.25~12.5A	±2%	240mV	94.0%

◯ = Blank, A, B, AB, D2 or DA ; □ = Blank, 3Y

□ = Blank, 2-wire input for standard mode ; □ = 3Y, 3-wire input for standard mode.

Note 1:ELG-240 for 24/24B/36/36A/42/42A/54/54A only, ELG-300(Part2/Sec13)

*MEAN WELL Smart timer dimming primarily provides the adaptive proportion dimming profile for the output constant current level.

ELG-C series 75~100W

Features

- Constant current mode
- Universal AC input (100 to 305VAC) / Full range
- High efficiency up to 92%
- No load / Standby power consumption <0.5W
- Meet 6KV surge immunity level (IEC61000-4-5)
- Type HL LED Driver for use in Class I, Division 2 hazardous location luminaires
- Suitable for dry / damp / wet locations
- Suitable for outdoor LED lighting applications
- Protections:
  Short circuit / Over voltage / Over temperature
- Multiple models for choice:
  Blank-Type: IP67 rated. Cable for I/O connection(For harsh environment)
  A-Type: IP65 rated. Io and Vo adjustable through built-in potentiometer
  B-Type: IP67 rated. 3 in 1 dimming function (0~10Vdc, 10V PWM signal and resistance)
  AB-Type: IP65 rated. Io adjustable through built-in potentiometer & 3 in 1 dimming function.
  D2-Type: IP67 rated. Smart timer dimming function*, contact MEAN WELL for details
  DA-Type: IP67 rated. DALI control technology
- 5 years warranty

INPUT	ACN, ACL
INPUT (3Y Models)	ACL, ACN, FG
OUTPUT (Non-Dimming Models)	Vo-, Vo+
OUTPUT (Dimming Models)	DIM-, DIM+, Vo+, Vo-

AC input voltage range	100~305VAC; 142~431VDC	
AC inrush current (max.)	Cold start, 50A at 230VAC	Cold start, 40A at 230VAC
Current adjustment range	50%~100% via potentiometer (A-Type only)	
Over voltage protection	105%~145% rated output voltage	
Over temperature protection	Shut down o/p voltage, re-power on to recover	
Setup time	500ms at 230VAC	
Withstand voltage	I/P-O/P: 3.75kVAC I/P-FG: 2kVAC O/P-FG: 1.5kVAC	
Working temperature	Tcase=-40~+90°C	Tcase=-40~+85°C (refer to "OUTPUT LOAD vs TEMPERATURE")
Safety standards	UL8750, ENEC/AS/NZS/EN61347-1,-2-13, EN62384, GB19510.1, GB19510.14, EAC TP TC 004, BIS IS15885(refer to spec for models), KC61347-1, KC61347-2-13 approved	
EMC standards	EN55015, EN61000-3-2 class C, EN61000-3-3, EN61000-4-2,3,4,5,6,8,11, EN61547, GB17743, GB17625.1, EAC TP TC 020,KC KN15, KN61547	
Connection	Please refer to page 48	
Dimension (LxWxH) (mm)	180x 63x 35.5	199x 63x 35.5

ELG-75-C Series

Model No.	Output	Tol.	Io Ripple	Effi.
ELG-75-C350Ⓐ-□	107~214V, 350mA	±5%	5%	91%
ELG-75-C500Ⓐ-□	75~150V, 500mA	±5%	5%	91%
ELG-75-C700Ⓐ-□	53~107V, 700mA	±5%	5%	90%
ELG-75-C1050Ⓐ-□	35~71V, 1050mA	±5%	5%	90%
ELG-75-C1400Ⓐ-□	27~54V, 1400mA	±5%	5%	90%

◯= Blank, A, B, AB, D2 or DA ; □ = Blank, 3Y

ELG-100-C Series

Model No.	Output	Tol.	Io Ripple	Effi.
ELG-100-C350Ⓐ-□	143~286V, 350mA	±5%	5%	92%
ELG-100-C500Ⓐ-□	100~200V, 500mA	±5%	5%	91%
ELG-100-C700Ⓐ-□	71~143V, 700mA	±5%	5%	90%
ELG-100-C1050Ⓐ-□	48~95V, 1050mA	±5%	5%	90%
ELG-100-C1400Ⓐ-□	35~72V, 1400mA	±5%	5%	90%

◯= Blank, A, B, AB, D2 or DA ; □ = Blank, 3Y

□ = Blank, 2-wire input for standard mode ; □ = 3Y, 3-wire input for standard mode.

*MEAN WELL Smart timer dimming primarily provides the adaptive proportion dimming profile for the output constant current level.

ELG-C series 150~200W

Features

- Constant current mode
- Compliant with class II design (ELGT-150-C only)
- Universal AC input (up to 305VAC) / Full range
- High efficiency up to 93%
- No load / Standby power consumption <0.5W
- Meet 6KV surge immunity level (IEC61000-4-5)
- Type HL LED Driver for use in Class I, Division 2 hazardous location luminaires
- Suitable for dry / damp / wet locations with IP67
- Suitable for outdoor LED lighting applications
- Protections: Short circuit / Over voltage / Over temperature
- 5 years warranty

- Multiple models for choice:

Blank-Type: IP67 rated. Cable for I/O connection(For harsh environment)
A-Type: IP65 rated. Io and Vo adjustable through built-in potentiometer
B-Type: IP67 rated. 3 in 1 dimming function (0~10Vdc, 10V PWM signal and resistance)
AB-Type: IP65 rated. Io adjustable through built-in potentiometer & 3 in 1 dimming function.
D2-Type: IP67 rated. Smart timer dimming function*, contact MEAN WELL for details
DA-Type: IP67 rated. DALI control technology
BE-Type: IP67 rated. 3 in 1 dimming function and 15V/400mA auxiliary output(ELG-150-C only)

INPUT	ACN ACL
INPUT (3Y Models)	ACL ACN FG
OUTPUT (Non-Dimming Models)	Vo- Vo+
OUTPUT (Dimming Models)	DIM- DIM+ Vo+ Vo-

ELG-150-C/ELGT-150-C | **ELG-200-C**

AC input voltage range	100~305VAC; 142~431VDC	
AC inrush current (max.)	Cold start, 65A at 230VAC	
Current adjustment range	50%~100% via potentiometer (A-Type only)	
Over voltage protection	105%~145% rated output voltage	
Over temperature protection	Shut down o/p voltage, re-power on to recover	
Setup time	500ms at 230VAC	
Withstand voltage	I/P-O/P: 3.75kVAC I/P-FG: 2kVAC O/P-FG: 1.5kVAC for ELG-150/200-C; I/P-CASE: 3.75kVAC for ELGT-150-C	
Working temperature(Tcase)	-40~+90°C (refer to "OUTPUT LOAD vs TEMPERATURE")	-40~+85°C (refer to "OUTPUT LOAD vs TEMPERATURE")
Safety standards	UL8750, ENEC EN61347-1, EN61347-2-13, EN62384, GB19510.14, GB19510.1, EAC TP TC 004 approved, BIS IS15885(ELG-150-C700A/1050A, 700DA only),KC61347-1, KC61347-2-13	
EMC standards	EN55015, EN61000-3-2 class C, EN61000-3-3, EN61000-4-2,3,4,5,6,8,11, EN61547, GB17743, GB17625.1, EAC TP TC 020, KC KN15, KN61547	
Connection	Please refer to page 48	
Dimension (LxWxH) (mm)	219x 63x 35.5	244x 71x 37.5

ELG-150-C Series

Model No.	Output	Tol.	Io Ripple	Effi.
ELG-150-C500Ⓐ-□	150~300V, 500mA	±5%	5%	92%
ELG-150-C700Ⓐ-□	107~214V, 700mA	±5%	5%	92%
ELG-150-C1050Ⓐ-□	72~143V, 1050mA	±5%	5%	92%
ELG-150-C1400Ⓐ-□	54~107V, 1400mA	±5%	5%	91%
ELG-150-C1750Ⓐ-□	43~86V, 1750mA	±5%	5%	91%
ELG-150-C2100Ⓐ-□	36~72V, 2100mA	±5%	5%	91%

◯ = Blank, A, B, AB, D2, DA or BE ; □ = Blank, 3Y

□ = Blank, 2-wire input for standard mode ;
□ = 3Y, 3-wire input for standard mode.

*MEAN WELL Smart timer dimming primarily provides the adaptive proportion dimming profile for the output constant current level.

ELGT-150-C Series

Model No.	Output	Tol.	Io Ripple	Effi.
ELGT-150-C700Ⓐ	107~214V, 700mA	±5%	5%	92%
ELGT-150-C1050Ⓐ	72~143V, 1050mA	±5%	5%	92%
ELGT-150-C1400Ⓐ	54~107V, 1400mA	±5%	5%	91%

ELG-200-C Series

Model No.	Output	Tol.	Io Ripple	Effi.
ELG-200-C700Ⓐ-□	142~286V, 700mA	±5%	5%	93%
ELG-200-C1050Ⓐ-□	95~190V, 1050mA	±5%	5%	93%
ELG-200-C1400Ⓐ-□	71~142V, 1400mA	±5%	5%	92%
ELG-200-C1750Ⓐ-□	57~114V, 1750mA	±5%	5%	92%
ELG-200-C2100Ⓐ-□	48~96V, 2100mA	±5%	5%	92%

◯ = Blank, A, B, AB, D2 or DA ; □ = Blank, 3Y

ELG-C & ELGC series 240~300W

Features

- Constant power mode (for ELGC-300)
- Constant current mode output (for ELG-240-C)
- Universal AC input (100 to 305VAC) / Full range
- High efficiency up to 94.5%
- Standby power consumption<0.5W(for ELG-240-C)
- Meet 6KV surge immunity level (IEC61000-4-5)
- Type HL LED driver for use in Class I, Division 2 hazardous location luminaires
- Suitable for dry / damp / wet locations
- Suitable for outdoor LED lighting applications
- Protections: Short circuit / Over voltage / Over temperature
- 5 years warranty

- Multiple models for choice:

Blank-Type: IP67 rated. Cable for I/O connection(For harsh environment)

A-Type: IP65 rated. Io and Vo adjustable through built-in potentiometer

B-Type: IP67 rated. 3 in 1 dimming function (0~10Vdc, 10V PWM signal and resistance)

AB-Type: IP65 rated. Io adjustable through built-in potentiometer & 3 in 1 dimming function.

D2-Type: IP67 rated. Smart timer dimming function*, contact MEAN WELL for details

DA-Type: IP67 rated. DALI control technology

ADA-Type: IP67 rated. DALI 2.0 control technology



ELG-240-C

ELGC-300

AC input voltage range	100~305VAC; 142~431VDC	
AC inrush current (max.)	Cold start 75A at 230VAC	Cold start 45A at 230VAC
Current adjustment range	50%~100% via potentiometer(A/AB-Type only)	32.5%~100% via potentiometer(A/AB-Type only)
Over voltage protection	105%~145% rated output voltage	
Over temperature protection	Shut down o/p voltage, re-power on to recover	Tcase>85°C±5°C,derate power automatically by 6%/°Cmax
Setup time	800ms/115VAC, 500ms/230VAC	500ms at 230VAC and 115VAC
Withstand voltage	I/P-O/P:3.75kVAC I/P-FG: 2kVAC O/P-FG: 1.5kVAC	
Working temperature	Tcase=-40~+85°C (refer to "OUTPUT LOAD vs TEMPERATURE")	
Safety standards	UL8750(type"HL"), CSA C22.2 No. 250.13-12, ENEC EN61347-1, EN61347-2-13 independent; AS/NZS 61347-1,AS/NZS 61347-2-13 independent,EN62384, EAC TP TC 004,KC61347-1, KC61347-2-13, GB19510.14,GB19510.1	
EMC standards	EN55015, EN61000-3-2 class C, EN61000-3-3, EN61000-4-2,3,4,6,8,11, EN61547; GB17743, GB17625.1, EAC TP TC 020,KC KN15, KN61547	
Connection	Please refer to page 48	
Dimension (LxWxH) (mm)	244x 71x 37.5	246x 77x 39.5

ELG-240-C Series

(for 700A, 1050A ony)

Model No.	Output	Tol.	Io Ripple	Effi.
ELG-240-C700Ⓐ-□	172~343V, 700mA	±5.0%	5%	93%
ELG-240-C1050Ⓐ-□	114~228V, 1050mA	±5.0%	5%	93%
ELG-240-C1400Ⓐ-□	86~171V, 1400mA	±5.0%	5%	93%
ELG-240-C1750Ⓐ-□	69~137V, 1750mA	±5.0%	5%	93%
ELG-240-C2100Ⓐ-□	57~115V, 2100mA	±5.0%	5%	93%

○ = Blank, A, B, AB, D2 or DA ; □ = Blank, 3Y

ELGC-300 Series

Model No.	Vout	Iout(mA)		Tol.	Io Ripple	Effi.
		100~180VAC	200~305VAC			
ELGC-300-L-□	116~232V	650~1700	650~2000	±5%	5%	94.5%
ELGC-300-M-□	58~116V	1300~3400	1300~4000	±5%	5%	93.5%
ELGC-300-H-□	29~58V	2600~6800	2600~8000	±5%	5%	92.5%

□ = Blank, A, AB, D2 or ADA

*MEAN WELL Smart timer dimming primarily provides the adaptive proportion dimming profile for the output constant current level.

Globally Certified Cable Adoption for ELG

ELG-75/100 Series

Connection	Input	SJOW 17AWGx2C & H05RN-F 1.0mm² (30cm)
	Output	▪ Blank/A-Type: SJOW 17AWGx2C & H05RN-F 1.0mm² (30cm) ▪ B/AB/D2/DA-Type: SJOW 17AWGx2C & H05RN-F 1.0mm² (30cm) + SJOW 17AWGx2C & H05RN-F 1.0mm² (30cm)

ELG-150 Series

Connection	Input	SJOW 17AWGx2C & H05RN-F 1.0mm² (30cm)
	Output	▪ Blank/A-Type: SJOW 17AWGx2C & H05RN-F 1.0mm² (30cm) ▪ B/AB/D2/DA-Type: SJOW 17AWGx2C & H05RN-F 1.0mm² (30cm) + SJOW 17AWGx2C & H05RN-F 1.0mm² (30cm) ▪ BE-Type: SJOW 17AWGx4C & H05RN-F 1.0mm² (30cm)+ SJOW 17AWGx2C & H05RN-F 1.0mm² (30cm)

ELG-200/240 Series

Connection	Input	SJOW 17AWGx2C & H05RN-F 1.0mm² (30cm)
	Output	▪ Blank/A-Type: SJTW 14AWGx2C (30cm) for 12V SJOW 17AWGx2C & H05RN-F 1.0mm² (30cm) for others ▪ B/AB/D2/DA-Type: SJTW 14AWGx2C (30cm) + SJOW 17AWGx2C & H05RN-F 1.0mm² (30cm) for 12V SJOW 17AWGx2C & H05RN-F 1.0mm² (30cm) + SJOW 17AWGx2C & H05RN-F 1.0mm² (30cm) for others

ELG-75/100-C Series

Connection	Input	SJOW 17AWGx2C & H05RN-F 1.0mm² (30cm)
	Output	▪ Blank/A-Type: SJOW 17AWGx2C & H05RN-F 1.0mm² (30cm) ▪ B/AB/D2/DA-Type: SJOW 17AWGx2C & H05RN-F 1.0mm² (30cm) + SJOW 17AWGx2C & H05RN-F 1.0mm² (30cm)

ELG-150-C Series

Connection	Input	SJOW 17AWGx2C & H05RN-F 1.0mm² (30cm)
	Output	▪ Blank/A-Type: SJOW 17AWGx2C & H05RN-F 1.0mm² (30cm) ▪ B/AB/D2/DA-Type: SJOW 17AWGx2C & H05RN-F 1.0mm² (30cm) + SJOW 17AWGx2C & H05RN-F 1.0mm² (30cm) ▪ BE-Type: SJOW 17AWGx4C & H05RN-F 1.0mm² (30cm)+ SJOW 17AWGx2C & H05RN-F 1.0mm² (30cm)

ELG-200/240-C Series

Connection	Input	SJOW 17AWGx2C & H05RN-F 1.0mm² (30cm)
	Output	▪ Blank/A-Type: SJOW 17AWGx2C & H05RN-F 1.0mm² (30cm) ▪ B/AB/D2/DA-Type: SJOW 17AWGx2C & H05RN-F 1.0mm² (30cm) + SJOW 17AWGx2C & H05RN-F 1.0mm² (30cm)

ELGC-300 / ELG-300 Series

Connection	Input	SJOW 17AWGx3C & H05RN-F 1.0mm² (30cm)
	Output	▪ Blank/A-Type: SJOW 17AWGx2C & H05RN-F 1.0mm² (30cm) / ELG-300 : SJOW 14AWGx2C & H05RN-F 1.0mm² (30cm) ▪ AB/D2/DA-Type: SJOW 17AWGx2C & H05RN-F 1.0mm² (30cm) + SJOW 17AWGx2C & H05RN-F 1.0mm² (30cm) ▪ Dimming cable: UL2517 20AWGx2C(30cm)

HLG series 40~60W

Features

- Constant voltage + constant current modes
- Universal AC input (90 to 305VAC) / Full range
- High efficiency up to 90.5%
- Meet 4kV surge immunity level (IEC61000-4-5)
- Class 2 power unit
- Type HL LED Driver for use in Class I, Division 2 hazardous location luminaires
- Suitable for dry, damp, and wet location with IP67
- Suitable for outdoor LED lighting applications
- Protections:
  Short circuit / Over current / Over voltage / Over temp.
- Multiple models for choice:
  Blank-Type: IP67 rated. Cable for I/O connection(For harsh environment)
  A-Type: IP65 rated. Io and Vo adjustable through built-in potentiometer
  B-Type: IP67 rated. 3 in 1 dimming function (1~10Vdc, 10V PWM signal and resistance)
  AB-Type: IP65 rated. Io adjustable through built-in potentiometer & 3 in 1 dimming function.
  D-Type(option): IP67 rated. Timer dimming function, contact MEAN WELL for details.
- 7 years warranty

INPUT	ACL ACN FG
OUTPUT (Non-Dimming Models)	Vo- Vo+
OUTPUT (Dimming Models)	DIM+ DIM- Vo- Vo+

HLG-40H | **HLG-60H**

AC input voltage range	90~305VAC ; 127~431VDC	
AC inrush current (max.)	Cold start, 50A at 230VAC	Cold start, 55A at 230VAC
DC adjustment range	±10% rated output voltage (A-Type only)	
Current adjustment range	60%~100% via potentiometer (A-Type only)	
Over current protection	95%~108% constant current limiting, auto-recovery	
Over voltage protection	109%~145% rated output voltage	
Setup, rise, hold up time	500ms, 80ms, 16ms at full load and 230VAC	
Withstand voltage	I/P-O/P: 3.75kVAC, I/P-FG: 2kVAC, O/P-FG:1.5kVAC	
Working temperature	-40~+80°C (refer to "OUTPUT LOAD vs TEMPERATURE")	
Safety standards	UL8750, EN/AS/NZS61347-1,-2-13, PSE J61347-1, J61347-2-13, GB19510.14, GB19510.1, EAC TP TC 004 approved;KC61347-1, KC61347-2-13(except for AB-type)Design refer to UL62368-1, EN60335-1	
EMC standards	EN55015, EN61000-3-2 class C, EN61000-3-3, EN61000-4-2,3,4,5,6,8,11, EN61547, GB17743, GB17625.1, EAC TP TC 020	
Connection	Please refer to page 65	
Dimension (LxWxH) (mm)	171x 61.5x 36.8	

HLG-40H Series

(for Blank/A-Type only) (except for AB-type)

Model No.	Output	Tol.	R&N	Effi.
HLG-40H-12Ⓐ	12V, 0~3.33A	±2.5%	150mV	86.5%
HLG-40H-15Ⓐ	15V, 0~2.67A	±2.0%	150mV	86.5%
HLG-40H-20Ⓐ	20V, 0~2.00A	±1.0%	150mV	88.0%
HLG-40H-24Ⓐ	24V, 0~1.67A	±1.0%	200mV	88.0%
HLG-40H-30Ⓐ	30V, 0~1.34A	±1.0%	200mV	88.5%
HLG-40H-36Ⓐ	36V, 0~1.12A	±1.0%	200mV	88.5%
HLG-40H-42Ⓐ	42V, 0~0.96A	±1.0%	200mV	88.5%
HLG-40H-48Ⓐ	48V, 0~0.84A	±1.0%	300mV	89.5%
HLG-40H-54Ⓐ	54V, 0~0.75A	±1.0%	300mV	89.5%

◯ = A, B, AB, D or Blank

HLG-60H Series

(for Blank/A-Type only) (except for AB-type)

Model No.	Output	Tol.	R&N	Effi.
HLG-60H-15Ⓐ	15V, 0~4.0A	±2.0%	150mV	87.5%
HLG-60H-20Ⓐ	20V, 0~3.0A	±1.0%	150mV	89.0%
HLG-60H-24Ⓐ	24V, 0~2.5A	±1.0%	150mV	89.5%
HLG-60H-30Ⓐ	30V, 0~2.0A	±1.0%	200mV	90.0%
HLG-60H-36Ⓐ	36V, 0~1.70A	±1.0%	200mV	90.0%
HLG-60H-42Ⓐ	42V, 0~1.45A	±1.0%	300mV	90.0%
HLG-60H-48Ⓐ	48V, 0~1.30A	±1.0%	300mV	90.5%
HLG-60H-54Ⓐ	54V, 0~1.15A	±1.0%	300mV	90.5%

◯ = A, B, AB, D or Blank

Junction Box for HLG Series

- Optional junction box available for HLG-80H~480H series (A/B/Blank-Type only). Please contact MEAN WELL for details.
- "UL8750 listed" safety & IP66 approved for HLG-80H-□BL (modified from B-Type only)

HLG series 80~120W

Features

- Constant voltage + constant current modes
- Universal AC input (90 to 305VAC) / Full range
- High efficiency up to 93.5%
- Meet 4kV surge immunity level (IEC61000-4-5)
- Class 2 power unit / Pass LPS (except for HLG-120H)
- Type HL LED Driver for use in Class I, Division 2 hazardous location luminaires
- Suitable for dry, damp, and wet location with IP67
- Suitable for outdoor LED lighting applications
- Protections:
  Short circuit / Over current / Over voltage / Over temp
- 7 years warranty

- Multiple models for choice:

Blank-Type: IP67 rated. Cable for I/O connection(For harsh environment)
A-Type: IP65 rated. Io and Vo adjustable through built-in potentiometer
B-Type: IP67 rated. 3 in 1 dimming function (1~10Vdc, 10V PWM signal and resistance)
AB-Type: IP65 rated. Io adjustable and Vo (except for HLG-80H) through built-in potentiometer & 3 in 1 dimming function.
BL-Type(option): Junction box option for HLG-80H B-Type only, "UL8750 listed" safety & IP66 approved, contact MEAN WELL for details
D-Type(option): IP67 rated. Timer dimming function, contact MEAN WELL for details



	HLG-80H	HLG-100H/HLG-120H
AC input voltage range	90~305VAC ; 127~431VDC	
AC inrush current (max.)	Cold start, 70A at 230VAC	Cold start, 60A at 230VAC
DC adjustment range	±10% rated output voltage (A-Type only)	
Current adjustment range	HLG-80H/100H: 60%~100% ; HLG-120H: 50%~100% via potentiometer (A-Type only)	
Over current protection	95%~108% constant current limiting, auto-recovery	
Over voltage protection	110%~140% rated output voltage	
Setup, rise, hold up time	500ms, 80ms, 16ms at full load and 230VAC	500ms, 50ms, 16ms at full load and 230VAC
Withstand voltage	I/P-O/P: 3.75kVAC, I/P-FG: 2kVAC, O/P-FG:1.5kVAC	
Working temperature	-40~+80°C (refer to "OUTPUT LOAD vs TEMPERATURE")	
Safety standards	UL8750, TUV EN61347-1, EN61347-2-13, PSE J61347-1, J61347-2-13(except for B,AB,D type), GB19510.14, GB19510.1, EAC TP TC 004 approved; BIS IS15885(refer to spec for models); UL8750 listed for HLG-80H-□BL only,KC61347-1, KC61347-2-13	
EMC standards	EN55015, EN55032 class B (except for HLG-80H), EN61000-3-2 class C, EN61000-3-3, EN61000-4-2,3,4,5,6,8,11, EN61547, GB17743, GB17625.1, EAC TP TC 020	
Connection	Please refer to page 65	
Dimension (LxWxH) (mm)	195.6x 61.5x 38.8	220x 68x 38.8

(AB/B-Type) (for Blank/A-Type only) (except for AB, BL-type) (36A,54A) (except for BL-Type) (for 48/54BL) (for 12~42BL)

HLG-80H Series

Model No.	Output	Tol.	R&N	Effi.
HLG-80H-12Ⓐ	12V, 0~5.0A	±2.5%	150mV	88.0%
HLG-80H-15Ⓐ	15V, 0~5.0A	±2.0%	150mV	89.0%
HLG-80H-20Ⓐ	20V, 0~4.0A	±1.0%	150mV	90.0%
HLG-80H-24Ⓐ	24V, 0~3.4A	±1.0%	150mV	90.5%
HLG-80H-30Ⓐ	30V, 0~2.7A	±1.0%	200mV	91.0%
HLG-80H-36Ⓐ	36V, 0~2.3A	±1.0%	200mV	91.0%
HLG-80H-42Ⓐ	42V, 0~1.95A	±1.0%	200mV	91.0%
HLG-80H-48Ⓐ	48V, 0~1.7A	±1.0%	200mV	91.0%
HLG-80H-54Ⓐ	54V, 0~1.5A	±1.0%	200mV	91.0%

◯ = A , B, AB, BL, D or Blank

(AB/B-Type) (for Blank/A-Type only)(except for AB, D-type)

HLG-100H Series

Model No.	Output	Tol.	R&N	Effi.
HLG-100H-20Ⓐ	20V, 0~4.8A	±1%	150mV	93%
HLG-100H-24Ⓐ	24V, 0~4.0A	±1%	150mV	93%
HLG-100H-30Ⓐ	30V, 0~3.2A	±1%	200mV	93%
HLG-100H-36Ⓐ	36V, 0~2.65A	±1%	200mV	93%
HLG-100H-42Ⓐ	42V, 0~2.28A	±1%	200mV	93%
HLG-100H-48Ⓐ	48V, 0~2.0A	±1%	200mV	93%
HLG-100H-54Ⓐ	54V, 0~1.77A	±1%	200mV	93%

◯ = A , B, AB, D or Blank

(for Blank/A-Type only) (AB/B-Type) (except for AB, D-type) (for 12B/24B/36A/54A)

HLG-120H Series

Model No.	Output	Tol.	R&N	Effi.
HLG-120H-12Ⓐ	12V, 0~10A	±2.5%	150mV	92.0%
HLG-120H-15Ⓐ	15V, 0~8.0A	±2.0%	150mV	92.0%
HLG-120H-20Ⓐ	20V, 0~6.0A	±1.0%	150mV	93.0%
HLG-120H-24Ⓐ	24V, 0~5.0A	±1.0%	150mV	93.0%
HLG-120H-30Ⓐ	30V, 0~4.0A	±1.0%	200mV	93.0%
HLG-120H-36Ⓐ	36V, 0~3.4A	±1.0%	200mV	93.0%
HLG-120H-42Ⓐ	42V, 0~2.9A	±1.0%	200mV	93.0%
HLG-120H-48Ⓐ	48V, 0~2.5A	±1.0%	200mV	93.5%
HLG-120H-54Ⓐ	54V, 0~2.3A	±1.0%	200mV	93.5%

◯ = A , B, AB, D or Blank

HLG series 150~240W

Features

- Constant voltage+constant current modes
- Universal AC input (90 to 305VAC) / Full range
- High efficiency up to 94%
- Meet 4kV surge immunity level (IEC61000-4-5)
- Type HL LED Driver for use in Class I, Division 2 hazardous location luminaires
- Suitable for dry, damp, and wet location with IP67
- Suitable for outdoor LED lighting applications
- Protections:
  Short circuit / Over current / Over voltage / Over temp.
- 7 years warranty

- Multiple models for choice:
  Blank-Type: IP67 rated. Cable for I/O connection(For harsh environment)
  A-Type: IP65 rated. Io and Vo adjustable through built-in potentiometer
  B-Type: IP67 rated. 3 in 1 dimming function (1~10Vdc, 10V PWM signal and resistance)
  AB-Type: IP65 rated. Io adjustable and Vo through built-in potentiometer & 3 in 1 dimming function.
  C-Type: Terminal block for I/O connection (HLG-240H)
  D-Type(option): IP67 rated. Timer dimming function, contact MEAN WELL for details
- Optional RCM models available
  (HLG-150H/185H/240H-A/B/Blank-Type)

INPUT	ACL ACN FG
OUTPUT (Non-Dimming Models)	Vo- Vo+
OUTPUT (Dimming Models)	DIM+ DIM- Vo- Vo+

HLG-150H/185H



HLG-240H



	HLG-150H/185H	HLG-240H
AC input voltage range	90~305VAC; 127~431VDC	
AC inrush current (max.)	Cold start, 65A at 230VAC	Cold start, 75A at 230VAC
DC adjustment range	±10% rated output voltage (A-Type only)	±6% rated output voltage (A-Type & C-Type)
Current adjustment range	HLG-150H: 60%~100% ; HLG-185H/240H: 50%~100% via potentiometer (A-Type & HLG-240H C-Type)	
Over current protection	95%~108% constant current limiting, auto-recovery	
Over voltage protection	110%~140% rated output voltage	
Setup, rise, hold up time	500ms, 50ms, 16ms	500ms, 80ms, 15ms at full load and 230VAC
Withstand voltage	I/P-O/P: 3.75kVAC, I/P-FG: 2kVAC, O/P-FG: 1.5kVAC	
Working temperature	-40~+90°C (refer to "OUTPUT LOAD vs TEMPERATURE")	
Safety standards	UL8750, EN/AS/NZS61347-1,-2-13(except for HLG-240H C-Type), PSE J61347-1, J61347-2-13 , GB19510.14, GB19510.1, EAC TP TC 004 approved; UL1012, UL62368-1, TUV EN62368-1 approved for HLG-240H only; BIS IS15885(refer to spec for models), KC61347-1, KC61347-2-13(except for AB, C, D-type)	
EMC standards	EN55015, EN55032 class B, EN61000-3-2 class C, EN61000-3-3, EN61000-4-2,3,4,5,6,8,11, EN61547, GB17743, GB17625.1, EAC TP TC 020,KC KN15,KN61547(except for AB,Dx,D2-type)	
Connection	Please refer to page 65	
Dimension (LxWxH)(mm)	228x 68x 38.8	A/B/D/Blank-Type: 244.2x 68x 38.8 C-Type: 251x 68x 38.8

HLG-150H Series

(for Blank/A-Type only) (AB/B-Type) (except for AB, D-type) (for 12B, 24B, 36A, 54A)

Model No.	Output	Tol.	R&N	Effi.
HLG-150H-12Ⓐ	12V, 0~12.5A	±2.5%	150mV	91.5%
HLG-150H-15Ⓐ	15V, 0~10.0A	±2.0%	150mV	92.0%
HLG-150H-20Ⓐ	20V, 0~7.50A	±1.0%	150mV	93.0%
HLG-150H-24Ⓐ	24V, 0~6.30A	±1.0%	150mV	93.0%
HLG-150H-30Ⓐ	30V, 0~5.00A	±1.0%	200mV	93.5%
HLG-150H-36Ⓐ	36V, 0~4.20A	±1.0%	200mV	93.5%
HLG-150H-42Ⓐ	42V, 0~3.60A	±1.0%	200mV	94.0%
HLG-150H-48Ⓐ	48V, 0~3.20A	±1.0%	200mV	94.0%
HLG-150H-54Ⓐ	54V, 0~2.80A	±1.0%	200mV	94.0%

◯ = A, B, AB, D or Blank

HLG-185H Series

for Blank/A-Type only (AB/B-Type) (except for AB, D-type)

Model No.	Output	Tol.	R&N	Effi.
HLG-185H-12Ⓐ	12V, 0~13.0A	±2.5%	150mV	91.5%
HLG-185H-15Ⓐ	15V, 0~11.5A	±2.0%	150mV	92.0%
HLG-185H-20Ⓐ	20V, 0~9.30A	±1.0%	150mV	93.0%
HLG-185H-24Ⓐ	24V, 0~7.80A	±1.0%	150mV	93.5%
HLG-185H-30Ⓐ	30V, 0~6.20A	±1.0%	200mV	93.5%
HLG-185H-36Ⓐ	36V, 0~5.20A	±1.0%	200mV	93.5%
HLG-185H-42Ⓐ	42V, 0~4.40A	±1.0%	200mV	94.0%
HLG-185H-48Ⓐ	48V, 0~3.90A	±1.0%	200mV	94.0%
HLG-185H-54Ⓐ	54V, 0~3.45A	±1.0%	200mV	94.0%

◯ = A, B, AB, D or Blank

HLG-240H Series

(for Blank/A-Type only) (AB/B-Type) (except for AB, C, D-type) (except for C-Type) (for 48V)

Model No.	Output	Tol.	R&N	Effi.
HLG-240H-12Ⓐ	12V, 0~16.0A	±2.5%	150mV	90.0%
HLG-240H-15Ⓐ	15V, 0~15.0A	±2.0%	150mV	90.0%
HLG-240H-20Ⓐ	20V, 0~12.0A	±1.0%	150mV	91.5%
HLG-240H-24Ⓐ	24V, 0~10.0A	±1.0%	150mV	92.5%
HLG-240H-30Ⓐ	30V, 0~8.00A	±1.0%	200mV	92.5%
HLG-240H-36Ⓐ	36V, 0~6.70A	±1.0%	250mV	92.5%
HLG-240H-42Ⓐ	42V, 0~5.72A	±1.0%	250mV	92.5%
HLG-240H-48Ⓐ	48V, 0~5.00A	±1.0%	250mV	93.0%
HLG-240H-54Ⓐ	54V, 0~4.45A	±1.0%	350mV	93.5%

◯= A, B, AB, C, D or Blank

HLG series 320~480W

Features

- Constant voltage+constant current modes
- Universal AC input (90 to 305VAC) / Full range
- Meet 4kV surge immunity level (IEC61000-4-5)
- Type HL LED Driver for use in Class I, Division 2 hazardous location luminaires
- Suitable for outdoor LED lighting applications
- Protections:
  Short circuit / Over current / Over voltage / Over temp.
- 7 years warranty

- Multiple models for choice:
  Blank-Type: IP67 rated. Cable for I/O connection(For harsh environment)
  A-Type: IP65 rated. Io and Vo adjustable through built-in potentiometer
  B-Type: IP67 rated. 3 in 1 dimming function (1~10Vdc (for HLG-320H), 0~10V (for HLG-480H) , 10V PWM signal and resistance)
  AB-Type: IP65 rated. Io adjustable and Vo (for HLG-480H only) through built-in potentiometer & 3 in 1 dimming function.
  C-Type: Terminal block for I/O connection (HLG-320H only)
  D-Type(option): IP67 rated. Timer dimming function, contact MEAN WELL for details (HLG-320H only)
  D2-Type(option): IP67 rated. Smart timer dimming function* (HLG-480H only)



HLG-320H



HLG-480H

AC input voltage range	90~305VAC; 127~431VDC	
AC inrush current (max.)	Cold start, 70A at 230VAC	Cold start, 35A at 230VAC
DC adjustment range	-15%~+13.3% rated output voltage (A-Type & C-Type)	-15%~+5% rated output voltage (A-Type only)
Current adjustment range	50%~100% via potentiometer (A-Type & HLG-320H C-Type only)	
Over current protection	95%~108% constant current limiting, auto- recovery	
Over voltage protection	110%~140% rated output voltage	
Setup, rise, hold up time	500ms, 80ms, 15ms at full load and 230VAC	
Withstand voltage	I/P-O/P: 3.75kVAC, I/P-FG: 2kVAC, O/P-FG: 1.5kVAC	
Working temperature	-40~+90°C (refer to "OUTPUT LOAD vs TEMPERATURE")	
Safety standards	UL8750(type"HL"), CSA C22.2 No. 250.0-08; EN/AS/NZS 61347-1, EN/AS/NZS 61347-2-13, EN62384 independent; GB19510.1, GB19510.14; IP65 or IP67 (except for HLG-320H C-type); J61347-1, J61347-2-13 (except for HLG-320H C-type), EAC TP TC 004; KC61347-1, KC61347-2-13(except for AB,C-type) approved	UL8750(type"HL"), CSA C22.2 No. 250.13-12; ENEC EN61347-1, EN61347-2-13 independent, EN62384; GB19510.14, GB19510.1; IP65 or IP67, EAC TP TC 004, AS/NZS IEC 61347.2.13:2013, AS/NZS 61347.1:2016; KC61347-1, J61347-1, J61347-2-13, KC61347-2-13(except for AB,Dx, D2-type) approved
EMC standards	EN55015, EN55032 class B, EN61000-3-2 class C, EN61000-3-3, EN61000-4-2,3,4,5,6,8,11,EN61547, GB17743, GB17625.1, EAC TP TC 020,KC KN15,KN61547(except for AB,Dx,D2-type)	
Connection	Please refer to page 65	
Dimension (LxWxH)(mm)	252x 90x 43.8	262x 125x 43.8

HLG-320H Series

(for Blank/A-Type only) (AB/B-Type) (except for AB, C-type)

Model No.	Output	Tol.	R&N	Effi.
HLG-320H-12Ⓐ	12V, 0~22.0A	±3.0%	150mV	91.0%
HLG-320H-15Ⓐ	15V, 0~19.0A	±2.0%	150mV	92.5%
HLG-320H-20Ⓐ	20V, 0~15.0A	±1.5%	150mV	93.5%
HLG-320H-24Ⓐ	24V, 0~13.34A	±1.0%	150mV	94.0%
HLG-320H-30Ⓐ	30V, 0~10.7A	±1.0%	200mV	94.0%
HLG-320H-36Ⓐ	36V, 0~8.90A	±1.0%	250mV	94.5%
HLG-320H-42Ⓐ	42V, 0~7.65A	±1.0%	250mV	95.0%
HLG-320H-48Ⓐ	48V, 0~6.70A	±1.0%	250mV	95.0%
HLG-320H-54Ⓐ	54V, 0~5.95A	±1.0%	350mV	95.0%

◯ = A, B, AB, C, D or Blank

HLG-480H Series

(for Blank/A-Type only) (AB/B-Type) (except for AB, D, D2-type)

Model No.	Output	Tol.	R&N	Effi.
HLG-480H-24Ⓐ	24V, 0~20A	±1.0%	200mV	94.0%
HLG-480H-30Ⓐ	30V, 0~16A	±1.0%	200mV	94.5%
HLG-480H-36Ⓐ	36V, 0~13.3A	±1.0%	250mV	95.0%
HLG-480H-42Ⓐ	42V, 0~11.4A	±1.0%	250mV	95.0%
HLG-480H-48Ⓐ	48V, 0~10A	±1.0%	250mV	94.5%
HLG-480H-54Ⓐ	54V, 0~8.9A	±1.0%	350mV	95.0%

◯ = A, B, AB, D2 or Blank

*MEAN WELL Smart timer dimming primarily provides the adaptive proportion dimming profile for the output constant current level.

HLG series 600W

Features

- Constant voltage+constant current modes
- Universal AC input (90 to 305VAC) / Full range
- High efficiency up to 96%
- Meet 4kV surge immunity level (IEC61000-4-5)
- No load power consumption <0.5W at remote off (HLG-600H)
- Type HL LED Driver for use in Class I, Division 2 hazardous location luminaires
- LED indicator for power on (A-Type only)
- Suitable for outdoor LED lighting applications
- Protections:
  Short circuit / Over current / Over voltage / Over temperature

- Multiple models for choice:
  Blank-Type: IP67 rated. Io and Vo fixed(For harsh environment)
  A-Type: IP65 rated. Io and Vo adjustable through built-in potentiometer
  B-Type: IP67 rated. 3 in 1 dimming function (0~10Vdc, 10V PWM signal and resistance)
  AB-Type: IP65 rated. Io and Vo adjustable through built-in potentiometer & 3 in 1 dimming function.

7 years warranty



HLG-600H



AC input voltage range	90~305VAC; 127~431VDC
AC inrush current (max.)	Cold start, 70A at 230VAC
DC adjustment range	-15%~+5% rated output voltage (A-Type only)
Current adjustment range	50%~100% via potentiometer (A-Type & HLG-320H C-Type only)
Over current protection	95%~108% constant current limiting, auto- recovery
Over voltage protection	110%~140% rated output voltage
Setup, rise, hold up time	500ms, 80ms, 15ms at full load and 230VAC
Withstand voltage	I/P-O/P: 3.75kVAC, I/P-FG: 2kVAC, O/P-FG: 1.5kVAC
Working temperature	-40~+90°C (refer to "OUTPUT LOAD vs TEMPERATURE")
Safety standards	UL60950-1, UL8750(type"HL"), CSA C22.2 No. 250.13-12, ENEC EN61347-1, EN61347-2-13 independent, EN62384,IP65 or IP67, J61347-1, J61347-2-13, CCC GB4943.1, EAC TP TC 004, AS/NZS 60950.1(by CB), KC61347-1, KC61347-2-13(for 24A,36A,48A,54A only) approved
EMC standards	EN55032 (CISPR32) Class B, EN55015, EN61000-3-2 Class C (@ load≧50%) ; EN61000-3-3, EAC TP TC 020;KC KN15, KN61547(for 24A,36A,48A,54A only);EN61000-4-2,3,4,5,6,8,11, EN61547, EN55024, light industry level (surge immunity Line-Earth 4KV, Line-Line 2KV)
Connection	Please refer to page 65
Dimension (LxWxH)(mm)	280x 144x 48.5

(24A,36A,48A,54A)

(AB/B-Type)

Type HL

HLG-600H Series

Model No.	Output	Tol.	R&N	Effi.
HLG-600H-12Ⓐ	12V, 0~40A	±3.0%	150mV	92.0%
HLG-600H-15Ⓐ	15V, 0~36A	±2.0%	150mV	93.5%
HLG-600H-20Ⓐ	20V, 0~28A	±1.5%	150mV	94.5%
HLG-600H-24Ⓐ	24V, 0~25A	±1.0%	150mV	95.0%
HLG-600H-30Ⓐ	30V, 0~20A	±1.0%	200mV	95.0%

Model No.	Output	Tol.	R&N	Effi.
HLG-600H-36Ⓐ	36V, 0~16.7A	±1.0%	250mV	95.5%
HLG-600H-42Ⓐ	42V, 0~14.3A	±1.0%	250mV	96.0%
HLG-600H-48Ⓐ	48V, 0~12.5A	±1.0%	250mV	96.0%
HLG-600H-54Ⓐ	54V, 0~11.2A	±1.0%	350mV	96.0%

◯ = A , B, AB

HLG-C series 60~120W

Features

- Constant current mode
- Universal AC input (90 to 305VAC)/ Full range
- High efficiency up to 94%
- Suitable for dry, damp, and wet location
- Suitable for outdoor LED lighting applications
- Protections: Short circuit / Over voltage / Over temperature
- 7 years warranty

- Multiple models for choice:

A-Type: IP65 rated. Io adjustable through built-in potentiometer
B-Type: IP67 rated. 3 in 1 dimming function (1~10Vdc, 10V PWM signal and resistance)
AB-Type: IP65 rated. Io adjustable through built-in potentiometer & 3 in 1 dimming function.
D-Type (option): IP67 rated. Timer dimming function, contact MEAN WELL for details



HLG-60H-C | **HLG-80H-C** | **HLG-120H-C**



AC input voltage range	90~305VAC; 127VDC~431VDC		
AC inrush current (max.)	Cold start, 60A at 230VAC		Cold start, 50A at 230VAC
Current adjustment range	60%~100% via potentiometer (A-Type only)		50%~100% via potentiometer (A-Type only)
Short circuit protection	Hiccup mode, auto-recovery		Constant current limiting, auto-recovery
Over voltage protection	110%~140%, shut down o/p voltage, re-power on to recover		
Over temp. protection	Shut down o/p voltage, re-power on to recover		Shut down o/p voltage, auto-recovery
Setup time	500ms at full load and 230VAC		
Withstand voltage	I/P-O/P:3.75kVAC, I/P-FG:2kVAC, O/P-FG:1.5kVAC		
Working temperature	-40~+80°C (refer to "OUTPUT LOAD vs TEMPERATURE")		-40~+90°C (refer to "OUTPUT LOAD vs TEMPERATURE")
Safety standards	UL8750, GB19510.14, GB1950.1, EAC TP TC 004, EN/AS/NZS61347-1,-2-13, PSE J61347-1(for HLG-120H-C A-Type only), J61347-2-13(for HLG-120H-C A-Type only) approved		
EMC standards	EN55015, EN61000-3-2 class C, EN61000-3-3, EN61000-4-2,3,4,5,6,8,11, EN61547, GB17743, GB17625.1, EAC TP TC 020		
Connection	Please refer to page 65		
Dimension (LxWxH)(mm)	171x 61.5x 36.8	195.6x 61.5x 38.8	220x 68x 38.8

HLG-60H-C Series (70W)

1-10VDC (AB/B-Type)

Model No.	Output	Io Tol.	Io Ripple	Effi.
HLG-60H-C350Ⓐ	100~200V, 350mA	±5%	5% max.	91%
HLG-60H-C700Ⓐ	50~100V, 700mA	±5%	5% max.	90.5%

◯ = A, B, AB or D

HLG-80H-C Series (90W)

1-10VDC (AB/B-Type)

Model No.	Output	Io Tol.	Io Ripple	Effi.
HLG-80H-C350Ⓐ	167~257V, 350mA	±5%	8% max.	91.5%
HLG-80H-C700Ⓐ	84~129V, 700mA	±5%	8% max.	91.5%

◯ = A, B, AB or D

HLG-120H-C Series (150W)

1-10VDC (AB/B-Type) (for A-Type only)

Model No.	Output	Io Tol.	Io Ripple	Effi.
HLG-120H-C350Ⓐ	215~430V, 350mA	±5%	8% max.	94%
HLG-120H-C500Ⓐ	150~300V, 500mA	±5%	8% max.	94%
HLG-120H-C700Ⓐ	107~215V, 700mA	±5%	8% max.	94%
HLG-120H-C1050Ⓐ	74~148V, 1050mA	±5%	8% max.	94%
HLG-120H-C1400Ⓐ	54~108V, 1400mA	±5%	8% max.	93.5%

◯ = A, B, AB or D

HLG-C series 185~240W

Features

- Constant current mode
- Universal AC input (90 to 305VAC)/ Full range
- High efficiency up to 94%
- Type HL LED Driver for use in Class I, Division 2 hazardous location luminaires (HLG-240H-C)
- Suitable for dry, damp, and wet location
- Suitable for outdoor LED lighting applications
- Protections: Short circuit / Over voltage / Over temperature
- 7 years warranty

- Multiple models for choice:

A-Type: IP65 rated. Io adjustable through built-in potentiometer
B-Type: IP67 rated. 3 in 1 dimming function (1~10Vdc, 10V PWM signal and resistance)
AB-Type: IP65 rated. Io adjustable through built-in potentiometer & 3 in 1 dimming function.
D-Type (option): IP67 rated. Timer dimming function, contact MEAN WELL for details(HLG-185H-C only)
D2-Type (option): IP67 rated. Smart timer dimming function*, contact MEAN WELL for details (HLG-240H-C)



	HLG-185H-C	HLG-240H-C
AC input voltage range	90~305VAC; 127VDC~431VDC	
AC inrush current (max.)	Cold start, 55A at 230VAC	Cold start, 75A at 230VAC
Current adjustment range	50%~100% via potentiometer (A-Type only)	
Short circuit protection	Constant current limiting, auto-recovery	
Over voltage protection	105%~120%, Shut down o/p voltage, re-power on to recover	
Setup time	500ms at full load and 230VAC	500ms at full load and 230VAC
Withstand voltage	I/P-O/P:3.75kVAC, I/P-FG:2kVAC, O/P-FG:1.5kVAC	
Working temperature	-40~+90°C (refer to "OUTPUT LOAD vs TEMPERATURE")	
Safety standards	UL8750, EN/AS/NZS61347-1,-2-13, EN62384, GB19510.1, GB19510.14, EAC TP TC 004; PSE J61347-1, J61347-2-13(HLG-185H-C A-Type only) approved	
EMC standards	EN55015, EN61000-3-2 class C, EN61000-3-3, EN61000-4-2,3,4,5,6,8,11, EN61547, GB17743, GB17625.1, EAC TP TC 020	
Connection	Please refer to page 65	
Dimension (LxWxH)(mm)	228x 68x 38.8	244.2x 68x 38.8

1-10VDC (AB/B-Type) (for A-Type only)

HLG-185H-C Series (200W)

Model No.	Output	Io Tol.	Io Ripple	Effi.
HLG-185H-C500Ⓐ	200~400V, 500mA	±5%	5% max.	94%
HLG-185H-C700Ⓐ	143~286V, 700mA	±5%	5% max.	94%
HLG-185H-C1050Ⓐ	95~190V, 1050mA	±5%	5% max.	94%
HLG-185H-C1400Ⓐ	71~143V, 1400mA	±5%	5% max.	94%

◯ = A, B, AB or D

1-10VDC (AB/B-Type) Type HL

HLG-240H-C Series (250W)

Model No.	Output	Io Tol.	Io Ripple	Effi.
HLG-240H-C700Ⓐ	178~357V, 700mA	±5%	5% max.	93.5%
HLG-240H-C1050Ⓐ	119~238V, 1050mA	±5%	5% max.	93.5%
HLG-240H-C1400Ⓐ	89~179V, 1400mA	±5%	5% max.	94%
HLG-240H-C1750Ⓐ	71~143V, 1750mA	±5%	5% max.	94%
HLG-240H-C2100Ⓐ	59~119V, 2100mA	±5%	5% max.	93.5%

◯ = A, B, AB or D2

*MEAN WELL Smart timer dimming primarily provides the adaptive proportion dimming profile for the output constant current level.

HLG-C series 320~480W

Features

- Constant current mode
- Universal AC input (90 to 305VAC)/ Full range
- High efficiency up to 95%
- Type HL LED Driver for use in Class I, Division 2 hazardous location luminaires
- Suitable for dry, damp, and wet location
- Suitable for outdoor LED lighting applications
- Protections: Short circuit / Over voltage / Over temperature
- Environment-adaptive driving capability (HLG-480H-C)
- 7 years warranty

- Multiple models for choice:
  - **A-Type:** IP65 rated. Io adjustable through built-in potentiometer
  - **B-Type:** IP67 rated. 3 in 1 dimming function (0~10Vdc, 10V PWM signal and resistance)
  - **AB-Type:** IP65 rated. Io adjustable through built-in potentiometer & 3 in 1 dimming function.
  - **D2-Type (option)**: IP67 rated. Smart timer dimming function*, contact MEAN WELL for details
  - **DA-Type (option)**: IP67 rated. DALI control technology (HLG-320H-C only)

INPUT	ACL ACN FG
OUTPUT (Non-Dimming Models)	Vo- Vo+
OUTPUT (Dimming Models)	DIM- DIM+ Vo+ Vo-

HLG-320H-C	HLG-480H-C
	

	HLG-320H-C	HLG-480H-C
AC input voltage range	90~305VAC; 127VDC~431VDC	
AC inrush current (max.)	Cold start, 70A at 230VAC	Cold start, 35A at 230VAC
Current adjustment range	50%~100% via potentiometer (A-Type only)	
Short circuit protection	Constant current limiting, auto-recovery	
Over voltage protection	105%~120%, Shut down o/p voltage, re-power on to recover	
Setup time	500ms at full load and 230VAC	
Withstand voltage	I/P-O/P:3.75kVAC, I/P-FG:2kVAC, O/P-FG:1.5kVAC	
Working temperature	-40~+85°C (refer to "OUTPUT LOAD vs TEMPERATURE")	-40~+90°C(refer to "OUTPUT LOAD vs TEMPERATURE")
Safety standards	UL8750, AS/NZS60950.1(HLG-480-C), ENEC EN61347-1, EN61347-2-13, EN62384, GB19510.14, GB19510.1, EAC TP TC 004 approved	
EMC standards	EN55015, EN61000-3-2 class C, EN61000-3-3, EN61000-4-2,3,4,5,6,8,11, EN61547, GB17743, GB17625.1, EAC TP TC 020	
Connection	Please refer to page 65	
Dimension (LxWxH)(mm)	252x 90x 43.8	262x 125x 43.8

HLG-320H-C Series (320W)

(AB/B-Type) (DA-Type)

Model No.	Output	Io Tol.	Io Ripple	Effi.
HLG-320H-C700Ⓐ	214~428V, 700mA	±5%	5% max.	94.0%
HLG-320H-C1050Ⓐ	152~305V, 1050mA	±5%	5% max.	94.0%
HLG-320H-C1400Ⓐ	114~229V, 1400mA	±5%	5% max.	94.0%
HLG-320H-C1750Ⓐ	91~183V,1750mA	±5%	5% max.	94.0%
HLG-320H-C2100Ⓐ	76 ~ 152V, 2100mA	±5%	5% max.	94.0%
HLG-320H-C2800Ⓐ	57~114V, 2800mA	±5%	5% max.	94.0%
HLG-320H-C3500Ⓐ	46~91V, 3500mA	±5%	5% max.	94.0%

◯ = A, B, AB, D2 or DA

HLG-480H-C Series (480W)

(AB/B-Type)

Model No.	Output	Io Tol.	Io Ripple	Effi.
HLG-480H-C1400Ⓐ	171~341V, 1400mA	±5%	5% max.	95.0%
HLG-480H-C1750Ⓐ	137~274V,1750mA	±5%	5% max.	95.0%
HLG-480H-C2100Ⓐ	114~229V, 2100mA	±5%	5% max.	95.0%
HLG-480H-C2800Ⓐ	85~171V, 2800mA	±5%	5% max.	95.0%
HLG-480H-C3500Ⓐ	68~137V, 3500mA	±5%	5% max.	95.0%

◯ = A, B, AB or D2

*MEAN WELL Smart timer dimming primarily provides the adaptive proportion dimming profile for the output constant current level.

HVG series 65~100W

Features

- Constant voltage+constant current modes
- 180~528VAC wide input range
- Class 2 power unit / Pass LPS
- Type HL LED Driver for use in Class I, Division 2 hazardous location luminaires (HVG-100)
- Suitable for dry, damp, and wet location
- Suitable for outdoor LED lighting applications
- Protections: Short circuit / Over current / Over voltage / Over temperature
- 5 years warranty
- Multiple models for choice:

A-Type: IP65 rated. Io and Vo adjustable through built-in potentiometer

B-Type: IP67 rated. 3 in 1 dimming function (0~10Vdc, 10V PWM signal and resistance)

AB-Type: IP65 rated. Io and Vo(for HVG-100 only) adjustable through built-in potentiometer & 3 in 1 dimming function.

D-Type (option): IP67 rated. Timer dimming function, contact MEAN WELL for details



HVG-65



HVG-100



AC input voltage range			180~528VAC (single phase); 254~747VDC	
AC inrush current (max.)			Cold start, 25A at 480VAC	Cold start, 25A at 480VAC
DC adjustment range			±10% rated output voltage (A-Type only)	
Current adjustment range			60%~100% via potentiometer (A-Type only)	55%~100% via potentiometer (A-Type only)
Over current protection			95%~108% constant current limiting, auto-recovery	
Over voltage protection			110%~140% rated output voltage	
Setup, rise, hold up time			400ms, 80ms, 16ms at full load and 347VAC/480VAC	500ms, 80ms, 30ms at full load and 347VAC/480VAC
Withstand voltage			I/P-O/P: 3.75kVAC, I/P-FG: 2kVAC, O/P-FG: 1.5kVAC	
Working temperature			-40~+80°C (refer to "OUTPUT LOAD vs TEMPERATURE")	-40~+90°C (refer to "OUTPUT LOAD vs TEMPERATURE")
Safety standards			UL8750, CSA C22.2 No. 250.0-13, EAC TP TC 004 IP65 or IP67 approved	
EMC standards			EN55015, EN61000-3-2 class C, EN61000-3-3, EN61000-4-2,3,4,5,6,8,11, EN61547, EAC TP TC 020, FCC part 15 subpart B	
Connection	Input		UL rated, STW 18AWGx3C (30cm)	
	Output	A&D-Type	SVT 18AWGx2C (30cm)	
		B/AB-Type	SVT 18AWGx2C (30cm)+UL2517 18AWGx2C (30cm)	
Dimension (LxWxH)(mm)			189x 61.5x 36.8	236x 68x 38.8

HVG-65 Series

0-10VDC (AB/B-Type)

Model No.	Output	Tol.	R&N	Effi.
HVG-65-12Ⓐ	12V, 0~5A	±2.0%	120mV	86.5%
HVG-65-15Ⓐ	15V, 0~4.3A	±2.0%	150mV	87.5%
HVG-65-20Ⓐ	20V, 0~3.25A	±1.0%	150mV	88.5%
HVG-65-24Ⓐ	24V, 0~2.71A	±1.0%	150mV	89.0%
HVG-65-30Ⓐ	30V, 0~2.17A	±1.0%	200mV	89.0%
HVG-65-36Ⓐ	36V, 0~1.81A	±1.0%	200mV	89.5%
HVG-65-42Ⓐ	42V, 0~1.55A	±1.0%	300mV	89.5%
HVG-65-48Ⓐ	48V, 0~1.36A	±1.0%	300mV	90.0%
HVG-65-54Ⓐ	54V, 0~1.21A	±1.0%	300mV	90.0%

◯ = A, B, AB or D

HVG-100 Series

Type HL, 0-10VDC (AB/B-Type)

Model No.	Output	Tol.	R&N	Effi.
HVG-100-15Ⓐ	15V, 0~5A	±2.0%	150mV	89.0%
HVG-100-20Ⓐ	20V, 0~4.8A	±1.0%	150mV	90.0%
HVG-100-24Ⓐ	24V, 0~4A	±1.0%	150mV	91.0%
HVG-100-30Ⓐ	30V, 0~3.2A	±1.0%	200mV	91.0%
HVG-100-36Ⓐ	36V, 0~2.65A	±1.0%	200mV	90.5%
HVG-100-42Ⓐ	42V, 0~2.28A	±1.0%	200mV	90.5%
HVG-100-48Ⓐ	48V, 0~2A	±1.0%	200mV	91.0%
HVG-100-54Ⓐ	54V, 0~1.77A	±1.0%	200mV	91.0%

◯ = A, B, AB or D

HVG series 150~240W

Features

- Constant voltage+constant current modes
- 180~528VAC wide input range
- Type HL LED Driver for use in Class I, Division 2 hazardous location luminaires
- Suitable for dry, damp, and wet location
- Suitable for outdoor LED lighting applications
- Protections: Short circuit / Over current / Over voltage / Over temperature
- 5 years warranty
- Multiple models for choice:
  A-Type: IP65 rated. Io and Vo adjustable through built-in potentiometer
  B-Type: IP67 rated. 3 in 1 dimming function (0~10Vdc, 10V PWM signal and resistance)
  AB-Type: IP65 rated. Io and Vo adjustable through built-in potentiometer & 3 in 1 dimming function.
  D-Type (option): IP67 rated. Timer dimming function, contact MEAN WELL for details (HVG-150 only)
  D2-Type (option): IP67 rated. Smart timer dimming function* (HVG-240 only)



HVG-150

HVG-240

AC input voltage range			180~528VAC (single phase); 254~747VDC	
AC inrush current (max.)			Cold start, 35A at 480VAC	Cold start, 50A at 480VAC
DC adjustment range			±10% rated output voltage (A-Type only)	±7% rated output voltage (A-Type only)
Current adjustment range			55%~100% via potentiometer (A-Type only)	50%~100% via potentiometer (A-Type only)
Over current protection			95%~108% constant current limiting, auto-recovery	
Over voltage protection			110%~140% rated output voltage	
Over temperature protection			Shut down and latch off o/p voltage, re-power on to recover	
Setup, rise, hold up time			500ms, 80ms, 18ms at full load and 347VAC/480VAC	500ms, 150ms, 12ms at full load and 347VAC/480VAC
Withstand voltage			I/P-O/P: 3.75kVAC, I/P-FG: 2kVAC, O/P-FG: 1.5kVAC	
Working temperature			-40~+85°C (refer to "OUTPUT LOAD vs TEMPERATURE")	-40~+90°C (refer to "OUTPUT LOAD vs TEMPERATURE")
Safety standards			UL8750, CSA C22.2 No. 250.0-08, EAC TP TC 004	
EMC standards			EN55015, EN61000-3-2 class C, EAC TP TC 020, EN61000-3-3, EN61000-4-2,3,4,5,6,8,11, EN61547, FCC part 15 subpart B	FCC Part 15 subpart B, EAC TP TC 020, EN61000-4-2,3,4,5,6,8,11, EN61547
Connection	Input		UL rated, STW 18AWGx3C (30cm)	
	Output	A&D-Type	SJTW 14AWGx2C (30cm)	
		B/AB-Type	SJTW 14AWGx2C (30cm)+ UL2517 18AWGx2C (30cm)	SJTW 14AWGx2C (30cm)+ UL2517 22AWGx2C (30cm)
Dimension (LxWxH)(mm)			245x 68x 38.8	254.2x 68x 38.8

HVG-150 Series

Type HL | 0-10VDC (B-Type) | PFC | EAC | c UL us | FC

Model No.	Output	Tol.	R&N	Effi.
HVG-150-12Ⓐ	12V, 0~10A	±2.5%	150mV	87.0%
HVG-150-15Ⓐ	15V, 0~10A	±2.0%	150mV	89.0%
HVG-150-20Ⓐ	20V, 0~7.5A	±1.0%	150mV	90.5%
HVG-150-24Ⓐ	24V, 0~6.25A	±1.0%	150mV	91.0%
HVG-150-30Ⓐ	30V, 0~5A	±1.0%	200mV	91.0%
HVG-150-36Ⓐ	36V, 0~4.17A	±1.0%	200mV	91.0%
HVG-150-42Ⓐ	42V, 0~3.58A	±1.0%	200mV	91.0%
HVG-150-48Ⓐ	48V, 0~3.13A	±1.0%	200mV	91.5%
HVG-150-54Ⓐ	54V, 0~2.78A	±1.0%	200mV	91.5%

◯ = A, B, AB or D

HVG-240 Series

Type HL | 0-10VDC (AB/B-Type) | PFC | EAC | c UL us | FC

Model No.	Output	Tol.	R&N	Effi.
HVG-240-24Ⓐ	24V, 0~10A	±1%	150mV	92.5%
HVG-240-30Ⓐ	30V, 0~8A	±1%	200mV	92.5%
HVG-240-36Ⓐ	36V, 0~6.7A	±1%	250mV	93%
HVG-240-42Ⓐ	42V, 0~5.7A	±1%	250mV	93%
HVG-240-48Ⓐ	48V, 0~5A	±1%	250mV	92.5%
HVG-240-54Ⓐ	54V, 0~4.5A	±1%	350mV	93%

◯ = A , B, AB or D2

*MEAN WELL Smart timer dimming primarily provides the adaptive proportion dimming profile for the output constant current level.

HVG series 320~480W

Features

- Constant voltage+constant current modes
- 180~528VAC wide input range
- Type HL LED Driver for use in Class I, Division 2 hazardous location luminaires
- Suitable for dry, damp, and wet location
- Suitable for outdoor LED lighting applications
- Protections: Short circuit / Over current / Over voltage / Over temperature
- 5 years warranty
- Multiple models for choice:

A-Type: IP65 rated. Io and Vo adjustable through built-in potentiometer

B-Type: IP67 rated. 3 in 1 dimming function (0~10Vdc, 10V PWM signal and resistance)

AB-Type: IP65 rated. Io and Vo adjustable through built-in potentiometer & 3 in 1 dimming function.

D2-Type (option): IP67 rated. Smart timer dimming function*, contact MEAN WELL for details



HVG-320

HVG-480

AC input voltage range			180~528VAC ; 254~747VDC	
AC inrush current (max.)			Cold start 50A at 480VAC	Cold start 40A at 480VAC
DC adjustment range			-10%~+8% rated output voltage (A-Type only)	-15%~+5% rated output voltage
Current adjustment range			50%~100% via potentiometer (A-Type only)	
Over current protection			95%~108% constant current limiting, auto-recovery	
Over voltage protection			110%~140% shut down o/p voltage, re-power on to recover	108%~125%
Over temperature protection			Shut down and latch off o/p voltage, re-power on to recover	
Setup, rise, hold up time			500ms, 150ms, 15ms at full load and 347VAC/480VAC	500ms, 100ms, 16ms at full load and 347VAC/480VAC
Withstand voltage			I/P-O/P: 3.75KVAC, I/P-FG:2KVAC, O/P-FG:1.5KVAC	
Working temperature			-40~+85°C (refer to "OUTPUT LOAD vs TEMPERATURE")	
Safety standards			UL8750, CSA C22.2 No. 250.13-12, EAC TP TC 004	
EMC standards			FCC Part 15 Subpart B, EAC TP TC 020, EN61000-4-2,3,4,5,6,8,11, EN61547	FCC Part 15 Subpart B, EAC TP TC 020
Connection	Input		UL rated, STW 18AWGx3C (30cm)	
	Output	A-Type	SJTW 14AWGx2C (30cm)	
		B/AB/D2-Type	SJTW 14AWGx2C (30cm) + UL2517 22AWGx2C (30cm)	
Dimension (LxWxH)(mm)			262x 90x 43.8	262x 125x 43.8

HVG-320 Series

Type HL 0-10VDC (AB/B-Type)

Model No.	Output	Tol.	R&N	Effi.
HVG-320-24Ⓐ	24V, 0~13.4A	±1%	150mV	92.5%
HVG-320-30Ⓐ	30V, 0~10.7A	±1%	200mV	93.0%
HVG-320-36Ⓐ	36V, 0~8.9A	±1%	250mV	93.5%
HVG-320-42Ⓐ	42V, 0~7.6A	±1%	250mV	93.5%
HVG-320-48Ⓐ	48V, 0~6.7A	±1%	250mV	94.0%
HVG-320-54Ⓐ	54V, 0~6A	±1%	350mV	94.0%

◯ = A , B, AB or D2

HVG-480 Series

Type HL 0-10VDC (AB/B-Type)

Model No.	Output	Tol.	R&N	Effi.
HVG-480-24Ⓐ	24V, 0~20A	±1%	200mV	94.0%
HVG-480-30Ⓐ	30V, 0~16A	±1%	200mV	94.0%
HVG-480-36Ⓐ	36V, 0~13.3A	±1%	250mV	94.5%
HVG-480-42Ⓐ	42V, 0~11.4A	±1%	250mV	95.0%
HVG-480-48Ⓐ	48V, 0~10A	±1%	250mV	95.0%
HVG-480-54Ⓐ	54V, 0~8.9A	±1%	350mV	95.0%

◯ = A, B, AB or D2

*MEAN WELL Smart timer dimming primarily provides the adaptive proportion dimming profile for the output constant current level.

HVGC series 65~150W

Features

- Constant current mode
- 180~528VAC wide input range
- High efficiency up to 91%
- Type HL LED Driver for use in Class I, Division 2 hazardous location luminaires (HVGC-150)
- Suitable for dry, damp, and wet location
- Suitable for outdoor LED lighting applications
- Protections: Short circuit / Over voltage / Over temperature
- 5 years warranty

- Multiple models for choice:
  - **A-Type:** IP65 rated. Io adjustable through built-in potentiometer
  - **B-Type:** IP67 rated. 3 in 1 dimming function (0~10Vdc, 10V PWM signal and resistance)
  - **AB-Type:** IP65 rated. Io adjustable through built-in potentiometer & 3 in 1 dimming function.
  - **D-Type (option):** IP67 rated. Timer dimming function, contact MEAN WELL for details

INPUT	ACL ACN FG
OUTPUT (Non-Dimming Models)	Vo- Vo+
OUTPUT (Dimming Models)	DIM+ DIM- Vo- Vo+

	HVGC-65	HVGC-100	HVGC-150
AC input voltage range	180~528VAC (single phase); 254~747VDC		
AC inrush current (max.)	Cold start, 25A at 480VAC		Cold start, 35A at 480VAC
Current adjustment range	60%~100% via potentiometer (A-Type only)		
Over voltage protection	105%~115% rated output voltage		
Setup time	400ms at 347VAC/480VAC	500ms at 347VAC/480VAC	400ms at 347VAC/480VAC
Withstand voltage	I/P-O/P: 3.75kVAC, I/P-FG: 2kVAC, O/P-FG: 1.5kVAC		
Working temperature	-40~+80°C (refer to "OUTPUT LOAD vs TEMPERATURE")		
Safety standards	HVGC-65: UL8750, ENEC EN61347-1, EN61347-2-13, EN62384, EAC TP TC 004 approved HVGC-100/150: UL8750, TUV EN61347-1, EN61347-2-13, EAC TP TC 004 approved		
EMC standards	EN55015, EN61000-3-2 class C, EN61000-3-3, EN61000-4-2,3,4,5,6,8,11, EN61547, FCC part 15 subpart B, EAC TP TC 020		
Connection – Input	UL rated, STW 18AWGx3C (30cm)		
Connection – Output – A&D-Type	SJTW 18AWGx2C (30cm)		STW 18AWGx2C (30cm)
Connection – Output – B/AB Type	SJTW 18AWGx2C (30cm)+UL2517 18AWGx2C (30cm)		STW 18AWGx2C (30cm)+ UL2517 18AWGx2C (30cm)
Dimension (LxWxH)(mm)	189x 61.5x 36.8	236x 68x 38.8	245x 68x 38.8

HVGC-65 Series

0-10VDC (AB/B-Type)

Model No.	Output	Io Tol.	Io Ripple	Effi.
HVGC-65-350Ⓐ	18~186V, 350mA	±5%	5% max.	90.0%
HVGC-65-500Ⓐ	13~130V, 500mA	±5%	5% max.	90.5%
HVGC-65-700Ⓐ	9~93V, 700mA	±5%	5% max.	90.5%
HVGC-65-1050Ⓐ	6~62V, 1050mA	±5%	5% max.	90.0%

◯ = A, B, AB or D

HVGC-100 Series

0-10VDC (AB/B-Type)

Model No.	Output	Io Tol.	Io Ripple	Effi.
HVGC-100-350Ⓐ	29~285V, 350mA	±5%	5% max.	91%
HVGC-100-700Ⓐ	15~142V, 700mA	±5%	5% max.	91%

◯ = A, B, AB or D

HVGC-150 Series

Type HL 0-10VDC (AB/B-Type)

Model No.	Output	Io Tol.	Io Ripple	Effi.
HVGC-150-350Ⓐ	42~428V, 350mA	±5%	5% max.	91%
HVGC-150-500Ⓐ	30~300V, 500mA	±5%	5% max.	91%
HVGC-150-700Ⓐ	21~215V, 700mA	±5%	5% max.	91%
HVGC-150-1050Ⓐ	15~143V, 1050mA	±5%	5% max.	90%
HVGC-150-1400Ⓐ	12~107V, 1400mA	±5%	5% max.	90%

◯ = A, B, AB or D

HVGC series 240~320W

Features

- Constant current mode
- 180~528VAC wide input range
- High efficiency up to 93.5%
- Type HL LED Driver for use in Class I, Division 2 hazardous location luminaires
- Suitable for dry, damp, and wet location
- Suitable for outdoor LED lighting applications
- Protections: Short circuit / Over voltage / Over temperature
- 5 years warranty
- Multiple models for choice:
  - **A-Type:** IP65 rated. Io adjustable through built-in potentiometer
  - **B-Type:** IP67 rated. 3 in 1 dimming function (0~10Vdc, 10V PWM signal and resistance)
  - **AB-Type:** IP65 rated. Io adjustable through built-in potentiometer & 3 in 1 dimming function.
  - **D2-Type (option):** IP67 rated. Smart timer dimming function*, contact MEAN WELL for details



HVGC-240 | **HVGC-320**

AC input voltage range			180~528VAC ; 254~747VDC	
AC inrush current (max.)			Cold start, 50A at 480VAC	
Current adjustment range			50%~100% via potentiometer (A-Type only)	
Over voltage protection			105%~110% shut down o/p voltage, re-power on to recover	
Setup time			500ms at 347VAC/480VAC	
Withstand voltage			I/P-O/P:3.75KVAC, I/P-FG:2KVAC, O/P-FG:1.5KVAC	
Working temperature			-40~+90°C (refer to "OUTPUT LOAD vs TEMPERATURE")	
Safety standards			UL8750 (type"HL"), EAC TP TC 004 approved, IEC/EN61347-1,IEC/EN61347-2-13	
EMC standards			FCC Part 15 subpart B, EN55015, EN61000-3-2(@load≧50%), EN61000-3-3, EN61000-4-2,3,4,5,6,8,11, EN61547, EAC TP TC 020	
Connection	Input		UL rated, STW 18AWGx3C (30cm)	
	Output	A-Type	STW 18AWGx2C (30cm)	SJTW 14AWGx2C (30cm)
		B/AB/D2-Type	STW 18AWGx2C (30cm) + UL2517 22AWGx2C (30cm)	SJTW 14AWGx2C (30cm) + UL2517 22AWGx2C (30cm)
Dimension (LxWxH)(mm)			254.2x 68x 38.8	262x 90x 43.8

HVGC-240 Series

Type HL | 0-10VDC (AB/B-Type) | PFC | EAC | c UL us Type HL | 05 | FC | CE

Model No.	Output	Io Tol.	Io Ripple	Effi.
HVGC-240-700Ⓐ	171.4~342.8V, 700mA	±5%	5% max.	93.5%
HVGC-240-1050Ⓐ	114.3~228.6V, 1050mA	±5%	5% max.	93.0%
HVGC-240-1400Ⓐ	85.7~171.4V, 1400mA	±5%	5% max.	93.0%
HVGC-240-1750Ⓐ	68.5~137.1V, 1750mA	±5%	5% max.	93.0%
HVGC-240-2100Ⓐ	57.2~114.3V, 2100mA	±5%	5% max.	92.5%
HVGC-240-2800Ⓐ	42.9~85.7V, 2800mA	±5%	5% max.	92.5%
HVGC-240-3500Ⓐ	34.3~68.6V, 3500mA	±5%	5% max.	92.5%

◯ = A, B, AB or D2

HVGC-320 Series

Type HL | 0-10VDC (AB/B-Type) | PFC | EAC | c UL us Type HL | 05 | FC | CE

Model No.	Output	Io Tol.	Io Ripple	Effi.
HVGC-320-700Ⓐ	214~428V,700mA	±5%	5% max.	93.5%
HVGC-320-1050Ⓐ	152.4~304.8V,1050mA	±5%	5% max.	93.5%
HVGC-320-1400Ⓐ	114.3~228.6V,1400mA	±5%	5% max.	93.5%
HVGC-320-1750Ⓐ	91.4~182.8V,1750mA	±5%	5% max.	93.5%
HVGC-320-2100Ⓐ	76.2~152.4V,2100mA	±5%	5% max.	93.5%
HVGC-320-2800Ⓐ	57~114.3V,2800mA	±5%	5% max.	93.5%
HVGC-320-3500Ⓐ	45.7~91.4V,3500mA	±5%	5% max.	93%

◯ = A, B, AB or D2

*MEAN WELL Smart timer dimming primarily provides the adaptive proportion dimming profile for the output constant current level.

HVGC series 480~650W

Features

- Constant power mode
- 180~528VAC wide input range
- High efficiency up to 95.5%
- Type HL LED Driver for use in Class I, Division 2 hazardous location luminaires
- Suitable for dry, damp, and wet location
- Suitable for outdoor LED lighting applications
- Protections: Short circuit / Over voltage / Over temperature
- With auxiliary DC output power (optional for HVGC-650)
- 5 years warranty
- Multiple models for choice:

Blank-Type(option): IP67 rated. Io and Vo fixed. (For harsh environment) (HVGC-480 only)

AB-Type: IP67 rated. Standard constant power output with 3 in 1 dimming function (0~10Vdc,10V PWM signal and resistance) and built-in potentiometer

D2-Type (option): IP67 rated. Built-in Smart timer dimming and programmable function

DA-Type (option): IP67 rated. DALI control technology (HVGC-650 only)

ADA-Type(option): IP65 rated. DALI control technology with Io adjustable via build-in Potentiometer (HVGC-480 only)

INPUT	ACL ACN FG
OUTPUT (Non-Dimming Models)	Vo- Vo+
OUTPUT (Dimming Models)	DIM+/DA+ DIM-/DA- Vo- Vo+

HVGC-480 | **HVGC-650**

	HVGC-480	HVGC-650
AC input voltage range	180~528VAC ; 254~747VDC	
AC inrush current (max.)	Cold start, 40A at 480VAC	
Current adjustment range	50%~100% via potentiometer (A-Type only)	
Over voltage protection	105%~110% shut down o/p voltage, re-power on to recover	
Setup time	500ms at 347VAC/480VAC	
Withstand voltage	I/P-O/P:3.75KVAC I/P-FG:2KVAC O/P-FG:1.5KVAC	I/P-O/P:4.2KVAC I/P-FG:2.1KVAC O/P-FG:1.5KVAC
Working temperature (Tcase)	-40~+90°C (refer to "OUTPUT LOAD vs TEMPERATURE")	
Safety standards	UL8750, CSA C22.2 No. 250.13-12, IP65 or IP67, EAC TP TC 004 approved	
EMC standards	FCC Part 15 subpart B, EN61000-4-2,3,4,5,6,8,11, EN61547, EAC TP TC 020	
Connection	Please refer to page 65	
Dimension (LxWxH)(mm)	262x 125x 43.8	280x 144x 48.5

HVGC-480 Series

(for ADA-Type only)

(AB/B-Type)

Model No.	Output	Io Tol.	Io Ripple	Effi.
HVGC-480-L-AB	137~343V, 1400~1750mA	±5%	5% max.	94.5%
HVGC-480-M-AB	92~228.5V, 2100~2625mA	±5%	5% max.	94.5%
HVGC-480-H-AB	68~171.5V, 2800~3500mA	±5%	5% max.	94.5%

□ = AB, blank, D2 or ADA

HVGC-650 Series

(for DA-Type only)

(AB/B-Type)

Model No.	Output	Io Tol.	Io Ripple	Effi.
HVGC-650○-L-AB	93~232V, 2800~3500mA	±5%	5% max.	95%
HVGC-650○-M-AB	62~155V, 4200~5250mA	±5%	5% max.	95%
HVGC-650○-H-AB	47~116V, 5600~7000mA	±5%	5% max.	95%
HVGC-650○-U-AB	24~58V, 11200~14000mA	±5%	5% max.	95.5%

○= Blank, A ;
□ Blank: without auxiliary function, A: with auxiliary DC output power
= AB, D2 or DA

*MEAN WELL Smart timer dimming primarily provides the adaptive proportion dimming profile for the output constant current level.

HVGC series 1000W

Features

- Constant power mode output
- Wide input range 180~528VAC with active PFC
- Metal housing with Class I design
- Surge protection with 8KV/4KV
- Suitable for outdoor LED lighting applications
- Auxiliary DC output available
- 5 years warranty
- Protections: Short circuit / Over voltage / Over temperature
- Multiple models for choice:

AB-Type: IP67 rated. Standard constant power output with 3 in 1 dimming function (0~10Vdc,10V PWM signal and resistance) and built-in potentiometer

D2-Type (option): IP67 rated. Built-in Smart timer dimming and programmable function

DA-Type (option): IP67 rated.DALI 2.0 control technology with Io adjustable via build-in Potentiometer

HVGC-1000



AC input voltage range	180~528VAC ; 254~747VDC
AC inrush current (max.)	Cold start 40A at 480VAC
Current adjustment range	50%~100% via potentiometer (AB-Type only)
Over voltage protection	105%~110% shut down o/p voltage, re-power on to recover
Setup time	500ms/230VAC, 347VAC, 480VAC
Withstand voltage	I/P-O/P:4.2KVAC I/P-FG:2.1KVAC O/P-FG:1.5KVAC
Working temperature (Tcase)	-40~+90°C (refer to "OUTPUT LOAD vs TEMPERATURE")
Safety standards	UL8750 (type"HL"), CSA C22.2 No. 250.13-14, ENEC EN61347-1, EN61347-2-13 independent, EN62384, CCC GB19510.1,GB19510.14; EAC TP TC 004, IP67 approvedEAC TP TC 004 ,IP67, approved
EMC standards	FCC Part 15 class B,EN55015, EN61000-3-2 Class C (@ load≧50%); EN61000-3-3, EN61000-4-2,3,4,5,6,8,11, EAC TP TC 020, EN61547, CCC GB/T17743 and GB17625
Connection	Please refer to page 65
Dimension (LxWxH)(mm)	310x 144x 48.5

HVGC-1000 Series

(for DA-Type only) Type HL

Model No.	Output	Io Tol.	Io Ripple	Effi.
HVGC-1000A-L-AB	150~380V,1320~3280mA	±5%	3% max.	95.5%
HVGC-1000A-M-AB	95~240V,2100~5250mA	±5%	3% max.	96%
HVGC-1000A-H-AB	70~180V,2800~7000mA	±5%	3% max.	96%

☐ = AB, D2 or DA

*MEAN WELL Smart timer dimming primarily provides the adaptive proportion dimming profile for the output constant current level.

FDL&FDHC series 65~100W

Features

- Constant current mode output (FDL-65)
  Constant power mode output (FDLC-80/100, FDHC-100)
- IP65 design (FDL-65)
  IP67 design (FDLC-80/100, FDHC-100)
- Output current adjustable via potentiometer
- Full power at 70~100% max. current (FDLC-80/100, FDHC-100)
- No load power consumption<0.5W
- Suitable for LED flood light
- Protections: Short circuit / Over voltage / Over temperature (FDL-65)
  Short circuit / Over temperature (FDLC-80/100, FDHC-100)
- 3 years warranty



FDL-65	FDLC-80	FDLC-100	FDHC-100

AC input voltage range		180~295VAC; 254~417VDC			
Input over voltage protection		---	---	---	305 ~ 315VAC (Shut down output voltage when the input voltage exceeds protection voltage)
Over temp. protection		Hiccup mode, auto-recovery after fault condition is removed	Shut down output voltage, recovers automatically after fault condition is removed		
Withstand voltage		I/P-O/P:3.75KVAC, I/P-FG:2KVAC, O/P-FG:1.5KVAC			
Working Temperature		-40~+90°C	-30~+90°C (refer to "OUTPUT LOAD vs TEMPERATURE"section)		
Safety Standards		EN61347-1,EN61347-2-13,EN62384(except for FDL-65),GB19510.1(except for FDHC-100), GB19510.14(except for FDHC-100), EAC TP TC 004(except for FDHC-100), IP67(FDL-65 approved IP65)approved			
EMC Standards		EN55015, EN61000-3-2 Class C , EN61000-3-3, EN61547,GB17743(except for FDHC-100), GB17625.1(except for FDHC-100), EAC TP TC 020(except for FDHC-100), EN61000-4-2,3,4,5,6,8,11			
Connection	Input	H05RN 1.0mm²*2C	H05RN 1.0mm²*3C		
	Output	H05RN 1.0mm²*2C			
Dimension (LxWxH)(mm)		151x 53x 31.5		180x 53x 33	

FDL-65 Series

Model No.	Output	Io	Tol.	Effi.
FDL-65-1550	25.2~42V	770~1550mA	±5%	90%
FDL-65-1800	21.6~36V	900~1800mA	±5%	90%

FDLC-100 Series

Model No.	Output	Tol.	Effi.
FDLC-100	30~54V, 1300~3000mA	±5%	90%

FDLC-80 Series

Model No.	Output	Tol.	Effi.
FDLC-80	30~54V, 1000~2100mA	±5%	90%

FDHC-100 Series

IS 15885(part 2/ sec.13)
R-41027766

Model No.	Output	Tol.	Effi.
FDHC-100L	96~142V, 490~1050mA	±5%	90%
FDHC-100H	30~54V, 1300~ 3000mA	±5%	90%

Globally Certified Cable Adoption for HLG/HVGC

HLG-40H/60H/80H/100H/120H Series

Connection	Input	SJOW 17AWG & H05RN-F 1.0mm² x3C (30cm)
	Output	A/D/Blank-Type: SJOW 17AWG & H05RN-F 1.0 mm²x2C (30cm); B/AB-Type: SJOW 17AWG & H05RN-F 1.0 mm²x2C (30cm) + SJOW 17AWG & H05RN-F 1.0mm²x2C (30cm)

HLG-150H/185H/240H Series

Connection	Input	SJOW 17AWG & H05RN-F 1.0mm² x3C (30cm); Terminal block for HLG-240H C-Type
	Output	▪ A/D/Blank-Type: SJOW 14AWGx2C (30cm) for 150H-12V, 185H-12~15V, 240H-12V~20V; SJOW 17AWG & H05RN-F1.0mm²x2C (30cm) for others ▪ B/AB-Type: SJOW 14AWGx2C (30cm) + SJOW 17AWG & H05RN-F1.0mm²x2C (30cm) for 150H 12V, 185H-12~15V, 240H-12V~20V; SJOW 17AWG & H05RN-F1.0mm²x2C (30cm) + SJOW 17AWG& H05RN-F1.0mm²x2C (30cm) for others ▪ C-Type: Terminal block for HLG-240H C-Type

HLG-320H Series

Connection	Input	▪ A/B/D/Blank-Type: SJOW 17AWG & H05RN-F 1.0mm² x3C (30cm) ▪ C-Type: Terminal block
	Output	▪ A/D/Blank-Type: SJOW 14AWGx2C (30cm) for 12V~30V ; SJOW 17AWG & H05RN-F1.0mm²x2C (30cm) for others ▪ B/AB-Type: SJOW 14AWGx2C (30cm) + SJOW 17AWG & H05RN-F1.0mm²x2C (30cm) for 12V~30V; SJOW 17AWG & H05RN-F1.0mm²x2C (30cm) + SJOW 17AWG & H05RN-F1.0mm²x2C (30cm) for others ▪ C-Type: Terminal block

HLG-480H Series

Connection	Input	A/B/D2/Blank-Type: SJOW 17AWGx3C & H05RN-F 3G 1.0mm²
	Output	▪ A/Blank-Type: SJOW 17AWGx2C & H05RN-F1.0mm² (30cm) + SJOW 17AWGx2C & H05RN-F2x1.0mm² (30cm) for 24~42V; SJOW 17AWGx2C & H05RN-F1.0mm² (30cm) for others ▪ B/AB/D2-Type: SJOW 17AWGx2C & H05RN-F1.0mm² (30cm) + SJOW 17AWGx2C & H05RN-F2x1.0mm² (30cm) + SJOW 17AWGx2C & H05RN-F1.0mm² (33cm) for 24V~42V SJOW 17AWGx2C & H05RN-F1.0mm² (30cm) + SJOW 17AWGx2C & H05RN-F2x1.0mm² (33cm) for others

HLG-600H Series

Connection	Input	SJTW 17AWGx3C (30cm)
	Output	A-Type: SJTW 14AWGx2C (30cm) + SJTW 14AWGx2C (30cm) + UL2517 22AWGx3C(30cm) B/AB-Type: SJTW 14AWGx2C (30cm) + SJTW 14AWGx2C (30cm) + UL2517 22AWGx3C(30cm) + UL2517 18AWGx2C (30cm)

HLG-60H/80H/120H-C Series

		HLG-60H/80H-C	HLG-120H-C
Connection	Input	SJOW 17AWG & H05RN-F 1.0mm²x3C(30cm)	
	Output	A&D-Type: SJOW 17AWG & H05RN-F 1.0mm²x2C(30cm) B/AB-Type: SJOW 17AWG & H05RN-F 1.0mm²x2C(30cm)	A&D-Type: SOOW 17AWG & H07RN-F 1.0mm²(30cm) for HLG-120H-C350; SJOW 17AWG & H07RN-F 1.0mm²(30cm) for others B-Type: SJOW 17AWG & H07RN-F 1.0mm2x2C(30cm) + SOOW 17AWG & H07RN-F 1.0mm²(30cm) for HLG-120H-C350; SJOW 17AWG & H07RN-F 1.0mm²x2C (30cm) + SJOW 17AWG & H07RN-F 1.0mm²x2C (30cm) for others

HLG-185H/240H-C Series

		HLG-185H-C	HLG-240H-C
Connection	Input	SJOW 17AWG & H05RN-F1.0mm²x3C (30cm)	
	Output	★A/D-Type: SJOW 17AWG & H05RN-F1.0mm²x2C (30cm) ★B/AB-Type: SJOW 17AWG & H05RN-F1.0mm²x2C (30cm)+ SJOW 17AWG & H05RN-F1.0mm²x2C (30cm)	A-Type: SJOW 17AWG & H05RN-F1.0mm²x2C (30cm) B/AB/D2-Type: SJOW 17AWG & H05RN-F1.0mm²x2C (30cm)+ SJOW 17AWG & H05RN-F1.0mm²x2C (30cm)

★ For the output cable of HLG-185H-C500 & C700 and HLG-240H-C700, please refer to the specification.

HLG-320H/480H-C Series

		HLG-320H-C	HLG-480H-C
Connection	Input	SJOW 17AWG & H05RN-F1.0mm²x3C (30cm)	SJOW 17AWGx3C & H05RN-F 3G 1.0mm²x3C (30cm)
	Output	★ A-Type: SJOW17AWG & H05RN-F1.0mm²x2C (30cm) ★ B/AB/DA/D2-Type: SJOW17AWG & H05RN-F1.0mm²x2C (30cm)+ SJOW17AWG & H05RN-F1.0mm²x2C (30cm)	A-Type: SOOW17AWG & H07RN-F 2x1.0mm² (30cm) B/AB/D2-Type: SOOW17AWG & H07RN-F 2x1.0mm² (30cm)+ SOOW17AWG & H07RN-F2x1.0mm² (30cm)

★ For the output cable of HLG-320H-C700 & C1050 and HLG-480H-C1400 & C1750, please refer to the specification.

HVGC-480 Series

Connection	Input	AB-Type: SOOW 17AWGx3C & H07RN-F 3x1.0mm² (30cm)
	Output	AB/D2/DA-Type: SOOW 17AWGx2C & H07RN-F 2x 1.0mm² (30cm)+SJOW 17AWGx2C & H07RN-F 2x1.0mm²(30cm) Blank-Type: SOOW 17AWGx2C & H07RN-F 2x 1.0mm² (30cm)

HVGC-650/1000 Series

		HVGC-650	HVGC-1000
Connection	Input	SOOW 17AWGx3C & H07RN-F 2x1.0mm² (30cm)	SOOW 17AWGx3C & H07RN-F 2x1.0mm² (30cm)
	Output	SJOW 17AWGx4C & H05RN-F 2x1.0mm²(30cm)	SOOW 17AWGx2C & H07RN-F 2x1.0mm² (30cm)
	DIM	SJOW 17AWGx2C & H05RN-F 2x1.0mm²(30cm)	SJOW 17AWGx2C & H05RN-F 2x1.0mm²(35cm)
	AUX	SJOW 17AWGx2C & H05RN-F 2x1.0mm²(30cm)	SJOW 17AWGx2C & H05RN-F 2x1.0mm²(35cm)

Circular Metal Case

with PFC

67 XBG Series (100~240W)
68 HBG Series (60~240W)
70 HBGC Series (300W)

Non PFC

71 ERP Series (200~350W)
71 ERPF Series (400W)

The common application of bay lighting and flood light are in warehouses or stadiums. Conventional bay lights are operated with mercury bulbs or MHL multi-metal bulbs, so there are concerns on power consumption and pre-heating before turn-on. To tackle such application in the market, MEAN WELL specifically develops circular shape patent design LED driver,HBG-60/100/160/200/240 and 300W series.In addition, 0-10V or DALI dimming functions are provided for smart lighting control. Other outdoor power supplies such as XLG/ELG(C)/HLG(C)/HVG(C) series can also be used in the bay light and flood light fixtures. MEAN WELL is not only the leader in (UFO) bay lighting design, but makes LED bay lighting utilization much more convenient.

The new highlight of this year is the new XBG-100/160/240series (100/160/240W), which adopts the constant power mode design, offering more flexibility for pairing with various luminaires.

Application

XBG/HBG Series

ERP Series



XBG series 100~240W

Features

- •Full power output at 70~100% constant power mode operation
- •Wide input range 90 ~ 305VAC with active PFC function
- •Patented metal housing design with IP67
- •AC input cable with connector type for flexible Installation
- •Protections: Short circuit / Over voltage / Over temp.
- •Isolation design between output and dimming circuit
- •5 years warranty
- •Multiple models for choice

A-Type: IP67 rated. constant power adjustable via built-in potentiometer

AB-Type: IP67 rated. constant power adjustable via built-in potentiometer & 3 in 1 dimming function (0~10Vdc, 10V PWM signal and resistor)



XBG-100	XBG-160	XBG-240

		XBG-100	XBG-160	XBG-240
AC input voltage range		90~305VAC		
AC inrush current (max.)		Cold start, 50A at 230VAC		Cold start, 75A at 230VAC
Setup time		500ms/230VAC, 1200ms/115VAC	500ms/230VAC, 2000ms/115VAC	500ms/230VAC, 1200ms/115VAC
Withstand voltage		I/P-O/P: 3.75kVAC, I/P-FG: 2kVAC, O/P-FG: 1.5kVAC		
Working temperature		-40~+90°C (refer to "OUTPUT LOAD vs TEMPERATURE")		
Safety standards		UL8750(type"HL"), CSA C22.2 No. 250.13-12; ENEC EN61347-1, EN61347-2-13 independent, EN62384;GB19510.1,GB19510.14; IP67 approved		
EMC standards		EN55015, EN61000-3-2 Class C, EN61000-3-3, EN61000-4-2,3,4,5,6,8,11; EN61547, GB17743, GB17625.1, EAC TP TC 020		
Connection	Input	SJOW 17AWGx3C & H05RN-F 3x 1.0mm²(30cm)		
	Output	A & A-C Type: SJTW 18AWGx2C (20cm) AB & AB-C Type: SJTW 18AWGx2C (20cm) +UL2517 22AWGx2C (30cm)		
Dimension (DxH)(mm)		ϕ130x 56	ϕ151.5x 60	ϕ191x 63

XBG-100 Series

Model No.	Output	Io Tol.	I_o Ripple	Effi.
XBG-100-□-○	27~56V, 875~2780mA	±5%	3.0% (max)	92%

XBG-160 Series

Model No.	Output	Io Tol.	I_o Ripple	Effi.
XBG-160-□-○	34~56V, 1425~4100mA	±5%	5.0% (max)	93%

XBG-240 Series

Model No.	Output	Io Tol.	I_o Ripple	Effi.
XBG-240-□-○	30~60V, 2850~5700mA	±5%	4.0% (max)	93%

□= A, AB
○= Blank,C; Blank: AC input with fixed cable, C: AC input with connector

AC input with connector Pin No: Assignment

Pin No.	Assignment	Drawing
1	AC/L	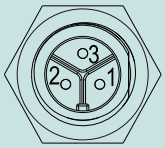
2	AC/N	
3	FG ⏚	

AC input cable (Additional cost)

Item	Order part NO.	Remark
100cm	F61-XBG-AC-CABLE-100	In stock
200cm	F61-XBG-AC-CABLE-200	By request
300cm	F61-XBG-AC-CABLE-300	By request

* 100cm without MOQ, others with MOQ.

HBG series 60~160W

Features

- Constant current mode (HBG-60/100)
  Constant voltage+constant current modes (HBG-160)
- Universal AC input 90 to 305VAC
- Patented metal housing design for HBG-100/160
  Fully isolated plastic case (HBG-60)
- Type HL LED Driver for use in Class I, Division 2 hazardous location luminaires (HBG-100/160)
- Isolation class II/2, no F.G. (HBG-60)
- Suitable for dry, damp, and wet location
- Protections: Short circuit / Over current / Over voltage / Over temp. (Short circuit / Over temp. for HBG-60)
- Multiple models for HBG-100/160
  Blank-Type: IP67 rated. Cable for I/O connection(For harsh environment)
  A-Type: IP65 rated. Constant current level can be adjusted through internal potentiometer
  B-Type: IP67 rated and built-in 3 in 1 dimming function (1~10VDC, PWM signal, or resistance)
  AB-Type: IP65 rated. Constant current level can be adjusted through internal potentiometer, 3 in 1 dimming function
  DA-Type: IP67 rated. DALI control technology
- 5 years warranty

INPUT (HBG-60)	ACL, ACN
INPUT (HBG-100/160/240)	ACL, ACN, FG
OUTPUT (Non-Dimming Models)	Vo-, Vo+
OUTPUT (Dimming Models)	DIM+, DIM-, Vo-, Vo+

		HBG-60	HBG-100(DA)	HBG-160(DA)
AC input voltage range		90~295VAC ; 127~417VDC	90~305VAC ; 127~431VDC	
AC inrush current (max.)		Cold start, 45A at 230VAC	Cold start, 60A at 230VAC	Cold start, 65A at 230VAC
Setup, rise, hold up time		500ms at 230VAC for setup time	500ms, 80ms, 12ms at full load and 230VAC	500ms, 200ms, 12ms at full load and 230VAC
Withstand voltage		I/P-O/P: 3.75kVAC	I/P-O/P: 3.75kVAC, I/P-FG: 2kVAC, O/P-FG: 1.5kVAC	
Working temperature		-40~+85°C (refer to "OUTPUT LOAD vs TEMPERATURE")		
Safety standards		UL8750, ENEC EN61347-1, EN61347-2-13, EN62384 , GB19510.14, GB19510.1, EAC TP TC 004 approved		UL8750, TUV EN61347-1, EN61347-2-13, GB19510.14, GB19510.1, EAC TP TC 004 approved; Design refer to TUV EN62368
EMC standards		EN55015, EN61000-3-2 Class C, EN61000-3-3, EN61000-4-2,3,4,5,6,8,11; EN61547, GB17743, GB17625.1, EAC TP TC 020		
Connection	Input	SJTW 18AWGx2C (30cm)	SJTW 18AWGx3C (30cm)	
	Output	SVT 18AWGx2C (20cm)	A & Blank Type: SJTW 18AWGx2C (20cm) B Type: SJTW 18AWGx2C (20cm) + UL2517 22AWGx2C (30cm)	A & Blank Type: SJTW 18AWGx2C (20cm) B Type: SJTW 18AWGx2C (20cm) + SVT 18AWGx2C (30cm)
Dimension (DxH)(mm)		ϕ110x 60.5	ϕ130x 66.5	ϕ151.68x 66.5

HBG-60 Series (C.C. mode)

Model No.	Output	Io Tol.	Effi.
HBG-60-1050	37~55V, 1050mA	±5%	90%
HBG-60-1400	28~43V, 1400mA	±5%	89%
HBG-60-2100	19~29V, 2100mA	±5%	89%

HBG-100 Series (C.C. mode)

Model No.	Output	Io Tol.	Effi.
HBG-100-24Ⓐ	24V, 0~4A	±5%	90.5%
HBG-100-36Ⓐ	36V, 0~2.7A	±5%	91.0%
HBG-100-48Ⓐ	48V, 0~2A	±5%	91.0%
HBG-100-60Ⓐ	60V, 0~1.6A	±5%	91.5%

◯= A, B, AB, DA or Blank

HBG-160 Series

Model No.	Output	Tol.	Effi.
HBG-160-24Ⓐ	24V, 0~6.5A	±2%	92.0%
HBG-160-36Ⓐ	36V, 0~4.4A	±2%	92.0%
HBG-160-48Ⓐ	48V, 0~3.3A	±2%	93.0%
HBG-160-60Ⓐ	60V, 0~2.6A	±2%	93.5%

◯ = A, B, AB, DA or Blank

HBG series 200~240W

Features

- Constant voltage+constant current modes
- Universal AC input (90 to 305VAC)
- High efficiency up to 93.5%
- Patented metal housing design
- Suitable for dry, damp, and wet location
- Protections: Short circuit / Over current / Over voltage / Over temperature
- Optional RCM models available
- 5 years warranty

- Multiple models for choice:

  Blank-Type: IP67 rated. Cable for I/O connection(For harsh environment)

  A-Type: IP65 rated. Constant current level can be adjusted through internal potentiometer

  B-Type: IP67 rated and built-in 3 in 1 dimming function, PWM signal, or resistance, 0~10VDC(HBG-200), 1~10VDC(HBG-240)

  AB-Type: IP65 rated. Constant current level can be adjusted through internal potentiometer, 3 in 1 dimming function

  DA-Type: IP67 rated. DALI control technology

		HBG-200(DA)	HBG-240(DA)
INPUT	ACL ACN FG		
INPUT	DIM- DIM+		
OUTPUT	Vo- Vo+		

AC input voltage range		90~305VAC ; 127~431VDC	
AC inrush current (max.)		Cold start, 85A at 230VAC	Cold start, 75A at 230VAC
Setup, rise, hold up time		500ms, 200ms/230VAC; 2500ms, 200ms/115VAC	
Withstand voltage		I/P-O/P: 3.75kVAC, I/P-FG: 2kVAC, O/P-FG: 0.5kVAC	
Working temperature		-40~+85°C (refer to "OUTPUT LOAD vs TEMPERATURE")	-40~+75°C (refer to "OUTPUT LOAD vs TEMPERATURE")
Safety standards		UL8750, ENEC EN61347-1, EN61347-2-13, EN62384, GB19510.14, GB19510.1, BIS IS15885(refer to spec for HBG-240 models), EAC TP TC 004	
EMC standards		EN55015, EN61000-3-2 Class C, EN61000-3-3, EN61000-4-2,3,4,5,6,8,11, EN61547, GB17743, GB17625.1,EAC TP TC 020	
Connection	Input	SJTW 18AWGx3C (30cm)	SJTW 18AWGx3C (30cm)
	Output	A & Blank-Type: SJTW 18AWGx2C (20cm) B & AB & DA-Type: SJTW 18AWGx2C (20cm)+ SVT 18AWGx2C (30cm)	A & Blank-Type: SJTW 18AWGx3C (30cm) B&DA-Type : SJTW 14AWGx2C (30cm) + SVT 18AWGx2C (30cm)
Dimension (DxH)(mm)		ϕ151.68x 66.5	ϕ191.5x 69

HBG-200 Series

(for DA-Type only)

Model No.	Output	Tol.	Effi.
HBG-200-36Ⓐ	36V, 0~5.5A	±2%	92%
HBG-200-48Ⓐ	48V, 0~4.1A	±2%	93%
HBG-200-60Ⓐ	60V, 0~3.3A	±2%	93.5%

◯ = A, B, AB, DA or Blank

HBG-240 Series

(for DA-Type only)

Model No.	Output	Tol.	Effi.
HBG-240-24Ⓐ	24V, 0~10A	±2%	92.5%
HBG-240-36Ⓐ	36V, 0~6.7A	±2%	92.5%
HBG-240-48Ⓐ	48V, 0~5A	±2%	93.0%
HBG-240-60Ⓐ	60V, 0~4A	±2%	93.5%

◯ = A, B, AB, DA or Blank

HBGC series 300W

Features

- Constant power mode (full power at 60~100% max current)
- Universal AC input (90 to 305VAC)
- High efficiency up to 94.5%
- Patented metal housing design
- Isolation design between output and dimming circuit
- Protections:
  Short circuit / Over current / Over voltage / Over temperature
- 5 years warranty
- Multiple models for choice:
  A-Type: IP67 rated. Constant power level can be adjusted through internal potentiometer
  AB-Type: IP67 rated and built-in 3 in 1 dimming function (0~10VDC, PWM signal, or resistance)
  ADA-Type: IP67 rated. DALI 2.0 control technology with Io adjustable via build-in Potentiometer

HBGC-300(ADA)

INPUT	ACL ACN FG
INPUT	DIM-/DA- DIM+/DA+
OUTPUT	Vo- Vo+

AC input voltage range		90~305VAC ; 127~431VDC
AC inrush current (max.)		Cold start, 45A at 230VAC
Withstand voltage		I/P-O/P: 3.75kVAC, I/P-FG: 2kVAC, O/P-FG: 1.5kVAC
Working temperature		Tcase=-40~+80°C (refer to "OUTPUT LOAD vs TEMPERATURE")
Safety standards		UL8750(type "HL"), CSA C22.2 No. 250.13-12, ENEC EN61347-1, EN61347-2-13 independent, EN62384, EAC TP TC 004, GB19510.1, GB19510.14
EMC standards		EN55015, EN61000-3-2 Class C, EN61000-3-3, EN61000-4-2,3,4,5,6,8,11, EN61547, GB17743, GB17625.1,EAC TP TC 020
Connection	Input	SJTW 18AWGx3C (30cm)
	Output	A-Type: SJTW 14AWGx2C (30cm) AB/DA-Type: SJTW 14AWGx2C (30cm)+UL2517 20AWGx2C (30cm)
Dimension (DxH)(mm)		ϕ191.5x 69

(for DA-Type only) (AB-Type)

Type HL

HBGC-300 Series

Model No.	Output	Tol.	Effi.
HBGC-300-L-□	116~232V, 650~2170mA	±5%	94.5%
HBGC-300-M-□	58~116V, 1300~4330mA	±5%	93.5%
HBGC-300-H-□	29~58V, 2600~8670mA	±5%	92.5%

□= A, AB or ADA

ERP series 200~400W

Features

- Constant voltage mode output
- Built-in active PFC function (for ERPF-400 only)
- Withstand 300VAC surge input for 5 seconds
- Design against rain splash
- LED indicator for power on
- Protections: Short circuit / Over voltage / Over temp.
- 3 years warranty

Applications

- LED strip lighting
- LED channel letters
- LED decoration lighting
- LED sinage & display

	ERP-200	ERP-350	ERPF-400
AC input voltage range	180~264VAC ; 254~370VDC		90~264VAC ; 127~370VDC
AC inrush current	90A/230VAC		cold start45A/115VAC,90A/230VAC
Setup, rise time	1500ms, 200ms/230VAC		2000ms,100ms/230VAC;3000ms, 100ms/115VAC at full load
Withstand voltage	I/P-O/P:3KVAC I/P-FG:2KVAC O/P-FG:0.5KVAC		
Working temperature	-30~+60°C(Refer to output load derating curve)		
Safety standards	IEC/EN 62368-1, GB4943.1-2011(except for ERP-200-12), EAC TP TC 004, IS13252(Part1) approved	IEC/EN/UL 60950-1, CCC GB4943.1-2011, EAC TP TC 004, IS13252(Part1)(for ERPF-400-12/24 only) approved	
EMC standards	EN55022 (CISPR22) class A, EN61000-4-5; light industry level, criteria A, EAC TP TC 020		EN55032 (CISPR32) class A, GB9254 classA, GB17625.1; EN61000-3-2;EN61000-3-3, EAC TP TC 020;EN61000-4-2,3,4,5,6,8,11;light industry level,criteria A
Dimension (DxH)(mm)	200x 120x 40	220.4x 130x 48	

ERP-200 Series

Model No.	Output	Tol.	R&N	Effi.
ERP-200-12	12V, 0~16.8A	±1.0%	150mV	87%
ERP-200-24	24V, 0~8.33A	±1.0%	150mV	89%

ERPF-400 Series

Model No.	Output	Tol.	R&N	Effi.
ERPF-400-12	12V, 0~30A	±1.0%	150mV	89%
ERPF-400-24	24V, 0~16.7A	±1.0%	150mV	90%
ERPF-400-48	48V, 0~8.3A	±1.0%	240mV	91%

ERP-350 Series

Model No.	Output	Tol.	R&N	Effi.
ERP-350-12	12V, 0~26.7A	±1.0%	150mV	87%
ERP-350-24	24V, 0~14.6A	±1.0%	150mV	89%
ERP-350-36	36V, 0~9.7A	±1.0%	240mV	90%
ERP-350-48	48V, 0~7.3A	±1.0%	240mV	90%

PCB Type

with PFC

73 HBG-P Series (60~240W)
74 IDPV Series (25~65W)
75 IDPC Series (25~65W)
76 PLP Series (30~60W)
77 HLP Series (40~80W)



The PCB LED drivers provide customers for built-in design choice. All series with constant voltage output IDPV series and constant current output IDPC/PLP/HLP series, also circular shape HBG-P series,are designed with 0~10V and DALI dimming functions. (except for PLP series). The voltage input design is either 90-295V or 90-305V with the Class II/2 design for any luminaires design ,to avoid luminaire lifetime issue. Please make sure the inside ambient temperature of the luminaire does not exceed the operating ambient temperature of LED driver specification.

Application

HBG-P series 60~240W

Features

- Constant current mode (HBG-60P/100P)
  Constant voltage+constant current modes (HBG-160P/240P)
- Universal AC input (90 to 305VAC) /
  Full range (up to 295VAC for HBG-60P)
- High efficiency up to 93.5%
- Class II/2 power unit, no F.G. (HBG-60P)
- Suitable for dry, damp, and wet location
- Protections: Short circuit / Over temperature
- 5 years warranty

- Multiple models for HBG-100P/160P/240P
  A-Type: Constant current level can be adjusted through internal potentiometer
  B-Type: Built-in 3 in 1 dimming function (1~10VDC, PWM signal, or resistance)
  DA-Type: DALI control technology

INPUT (HBG-60P)	ACL, ACN
INPUT (HBG-100P/160P/240P)	ACL, ACN, FG
OUTPUT (Non-Dimming Models)	Vo-, Vo+
OUTPUT (Dimming Models)	DIM+, DIM-, Vo+, Vo-

	HBG-60-P	HBG-100P HBG-100PDA	HBG-160P HBG-160PDA	HBG-240P
				

AC input voltage range		90~295VAC ; 127~417VDC	90~305VAC ; 127~431VDC		
AC inrush current (max.)		Cold start, 45A at 230VAC	Cold start, 60A at 230VAC	Cold start, 65A at 230VAC	Cold start, 75A at 230VAC
Over temp. protection		Shut down o/p voltage, re-power on to recover		Shut down o/p voltage, auto-recovery	
Setup, rise, hold up time		500ms at 230VAC for setup time		500ms, 200ms, 12ms at full load and 230VAC	500ms, 120ms, 15ms at full load and 230VAC
Withstand voltage		I/P-O/P: 3.75kVAC			
Working temperature		-40~+70°C	-40~+45°C (refer to "OUTPUT LOAD vs TEMPERATURE")		
Safety standards		UL8750, ENEC EN61347-1, EN61347-2-13, EN62384, GB19510.14, GB19510.1, EAC TP TC 004 approved			
EMC standards		EN55015, EN61000-3-2 Class C, EN61000-3-3, EN61000-4-2,3,4,5,6,8,11, EN61547, GB17743, GB17625.1, EAC TP TC 020			
Connection	Input	UL1015 18AWGx2C (30cm)	SJTW 18AWGx3C (30cm)		
	Output	UL1015 18AWGx2C (30cm)	A Type: SJTW 18AWGx2C (20cm) B Type: SJTW 18AWGx2C (20cm) + UL2517 22AWGx2C (30cm)	A Type: SJTW 18AWGx2C (20cm) B Type: SJTW 18AWGx2C (20cm) + SVT 18AWGx2C (30cm)	A Type: SJTW 14AWGx2C (30cm) B Type: SJTW 14AWGx2C (30cm) + SVT 18AWGx2C (30cm)
Dimension (DxH)(mm)		ϕ99x 26	ϕ104x 34	ϕ124.6x 34	ϕ144x 31

HBG-60-P Series (C.C. mode)

Model No.	Output	Io Tol.	Effi.
HBG-60-1050P	37~55V, 1050mA	±5%	90%
HBG-60-1400P	28~43V, 1400mA	±5%	89%
HBG-60-2100P	19~29V, 2100mA	±5%	89%

HBG-160P Series

(for DA-Type only) (B-Type) (except for DA-Type) (for DA-Type only)

Model No.	Output	Tol.	Effi.
HBG-160P-36Ⓐ	36V, 0~4.4A	±2%	92.0%
HBG-160P-48Ⓐ	48V, 0~3.3A	±2%	93.0%
HBG-160P-60Ⓐ	60V, 0~2.6A	±2%	93.5%

◯ = A, B, or DA

HBG-100P Series (C.C. mode)

(for DA-Type only) (B-Type)

Model No.	Output	Tol.	Effi.
HBG-100P-36Ⓐ	36V, 0~2.7A	±5%	91.0%
HBG-100P-48Ⓐ	48V, 0~2A	±5%	91.0%
HBG-100P-60Ⓐ	60V, 0~1.6A	±2%	91.5%

◯ = A, B, or DA

HBG-240P Series

(for DA-Type only) (B-Type) (except for DA-Type) (for DA-Type only)

Model No.	Output	Tol.	Effi.
HBG-240P-36Ⓐ	36V, 0~6.7A	±2%	92.5%
HBG-240P-48Ⓐ	48V, 0~5A	±2%	93.0%
HBG-240P-60Ⓐ	60V, 0~4.0A	±2%	93.5%

◯ = A or B

IDPV series 25~65W

Features

- Constant voltage PWM style output mode
- IDPV-25/45: 90~295VAC input
  IDPV-65: 180~295VAC input only
- High efficiency up to 90%
- No load power consumption <0.5W (Blank-Type)
- Miniature PCB size
- Isolation class II, no F.G.
- Built-in 2 in 1 dimming function (0~10VDC or PWM signal)
- Built-in 12V/50mA auxiliary output (A-Type)
- Suitable for indoor LED strip lighting
- Protection: Short circuit
- 3 years warranty

	IDPV-25(A)	IDPV-45(A)	IDPV-65(A)
INPUT				
OUTPUT (Blank-Type)				
OUTPUT (A-Type)				

AC input voltage range	90 ~ 295VAC ; 127 ~ 417VDC		180 ~ 295VAC ; 254~417VDC
AC inrush current (max.)	Cold start, 30A at 230VAC		
Setup time	500ms / 230VAC		
PWM dimming signal	10V PWM signal, frequency range 300Hz~3kHz		
Total harmonic distortion	THD<20%		
Short circuit protection	Shut down o/p voltage, re-power on to recover		
Withstand voltage	I/P-O/P: 3.75KVAC		
Working temperature	-20~+45°C	-20~+40°C	
Safety standards	UL8750, ENEC EN61347-1, EN61347-2-13, EN62384, GB19510.14, GB19510.1 approved		
EMC standards	EN55015, EN61000-3-2 Class C, EN61000-3-3, EN61000-4-2,3,4,5,6,8,11, EN61547, GB17743, GB17625.1		
Connection (Input/Output)	Blank-Type: 4+4P push-in terminal block, A-Type: 4+6P push-in terminal block		
Dimension (LxWxH) mm	114.5x 72.5x 20	120 x 66.5 x 22	130 x 67.5 x 22

IDPV-25/25A Series

Model No.	Output	Tol.	Effi.
IDPV-25□-12	12V, 0~1.8A	±10%	80%
IDPV-25□-24	24V, 0~1.05A	±10%	81%
IDPV-25□-36	36V, 0~0.7A	±10%	82%
IDPV-25□-48	48V, 0~0.52A	±10%	83%
IDPV-25□-60	60V, 0~0.42A	±10%	84%

□ = Blank/A; Blank: without auxiliary output, A: with auxiliary function

IDPV-45/45A Series

Model No.	Output	Tol.	Effi.
IDPV-45□-12	12V, 0~3A	±10%	84%
IDPV-45□-24	24V, 0~1.88A	±10%	86%
IDPV-45□-36	36V, 0~1.25A	±10%	88%
IDPV-45□-48	48V, 0~0.94A	±10%	88%
IDPV-45□-60	60V, 0~0.75A	±10%	90%

□ = Blank/A; Blank: without auxiliary output, A: with auxiliary function

IDPV-65/65A Series

Model No.	Output	Tol.	Effi.
IDPV-65□-12	12V, 0~4.2A	±10%	85%
IDPV-65□-24	24V, 0~2.4A	±10%	87%
IDPV-65□-36	36V, 0~1.8A	±10%	88%
IDPV-65□-48	48V, 0~1.35A	±10%	89%
IDPV-65□-60	60V, 0~1.08A	±10%	90%

□ = Blank/A; Blank: without auxiliary output, A: with auxiliary function

IDPC series 25~65W

Features

- Constant current mode
- Flicker free design
- IDPC-25/45: 90~295VAC input
  IDPC-65: 180~295VAC input only
- No load power consumption <0.5W (Blank/DA-Type)
  No load power consumption <1.2W (A-Type)
- Miniature PCB size
- Isolation class II, no F.G.
- Built-in DALI interface (IDPC-45/65-DA)
- Built-in 2 in 1 dimming function (0~10VDC or PWM signal)
- Built-in 12V/50mA auxiliary output (A-Type)
- Suitable for indoor LED lighting applications
- Protection: Short circuit
- 3 years warranty

	IDPC-25(A)	IDPC-45(A) IDPC-45-DA	IDPC-65(A) IDPC-65-DA
INPUT			
OUTPUT (Blank/DA-Type)			
OUTPUT (A-Type)			

AC input voltage range	90 ~ 295VAC ; 127 ~ 417VDC		180 ~ 295VAC ; 254~417VDC
AC inrush current (max.)	Cold start, 30A at 230VAC		
Setup time	500ms / 230VAC		
Short circuit protection	Hiccup mode, auto-recovery		
Withstand voltage	I/P-O/P: 3.75KVAC		
Working temperature	-20~+50°C	-20~+40°C	
Safety standards	UL8750, ENEC EN61347-1, EN61347-2-13, EN62384, GB19510.14, GB19510.1, EAC TP TC 004 approved		
DALI standards	IEC 62386-101, 102 (DA-Type only)		
EMC standards	EN55015, EN61000-3-2 Class C, EN61000-3-3, EN61000-4-2,3,4,5,6,8,11, EN61547, GB17743, GB17625.1, EAC TP TC 020		
Connection (Input/Output)	Blank/DA-Type: 4+4P push-in terminal block, A-Type: 4+6P push-in terminal block		
Dimension (LxWxH) mm	114.5x 72.5x 20	120 x 66.5 x 25	130 x 67.5 x 20.5

IDPC-25/25A Series

Model No.	Output	Tol.	Effi.
IDPC-25□-350	49 ~ 70V, 350mA	±7%	82%
IDPC-25□-500	35 ~ 50V, 500mA	±7%	81.5%

□ = Blank/A; Blank: without auxiliary output, A: with auxiliary function

IDPC-25/25A Series

Model No.	Output	Tol.	Effi.
IDPC-25□-700	25 ~ 36V, 700mA	±7%	81.5%
IDPC-25□-1050	17 ~ 24V, 1050mA	±7%	80%

□ = Blank/A; Blank: without auxiliary output, A: with auxiliary function

IDPC-45/45A Series

Model No.	Output	Tol.	Effi.
IDPC-45□-350	57 ~ 95V, 350mA	±7%	86%
IDPC-45□-500	54 ~ 90V, 500mA	±7%	85%
IDPC-45□-700	38 ~ 64V, 700mA	±7%	85%
IDPC-45□-1050	26 ~ 43V, 1050mA	±7%	84%
IDPC-45□-1400	19 ~ 32V, 1400mA	±7%	83%

□ = Blank/A; Blank: without auxiliary output, A: with auxiliary function

IDPC-65/65A Series

Model No.	Output	Tol.	Effi.
IDPC-65□-700	69 ~ 93V, 700mA	±7%	89%
IDPC-65□-1050	46 ~ 62V, 1050mA	±7%	87%
IDPC-65□-1400	34 ~ 46V, 1400mA	±7%	86%
IDPC-65□-1750	27 ~ 36V, 1750mA	±7%	86%

□ = Blank/A; Blank: without auxiliary output, A: with auxiliary function

IDPC-45-DA Series

Model No.	Output	Tol.	Effi.
IDPC-45-350DA	57 ~ 95V, 350mA	±7%	86%
IDPC-45-500DA	54 ~ 90V, 500mA	±7%	85%
IDPC-45-700DA	38 ~ 64V, 700mA	±7%	85%
IDPC-45-1050DA	26 ~ 43V, 1050mA	±7%	84%
IDPC-45-1400DA	19 ~ 32V, 1400mA	±7%	83%

IDPC-65-DA Series

Model No.	Output	Tol.	Effi.
IDPC-65-700DA	69 ~ 93V, 700mA	±7%	89%
IDPC-65-1050DA	46 ~ 62V, 1050mA	±7%	87%
IDPC-65-1400DA	34 ~ 46V, 1400mA	±7%	86%
IDPC-65-1750DA	27 ~ 36V, 1750mA	±7%	86%

PLP series 30~60W



Features

- Constant current mode
- Universal AC input / Full range
- Class 2 power unit / Pass LPS
- Suitable for built-in LED lighting systems
- Protections: Short circuit / Over current / Over voltage
- Cooling by free air convection
- 2 years warranty

		PLP-30	PLP-45/60
AC input voltage range		90~264VAC; 127~370VDC	
AC inrush current (max.)		Cold start, 25A at 230VAC	PLP-45: Cold start, 30A at 230VAC PLP-60: Cold start, 35A at 230VAC
Current adjustment range		75%~100%	
Over current protection	Range	100%~110%	
	Type	Constant current limiting, auto-recovery	
Setup time		500ms at full load and 230VAC	
Withstand voltage		I/P-O/P: 3.75kVAC, I/P-FG: 2kVAC, O/P-FG: 0.5kVAC	
Working temperature		-30~+70°C (refer to "OUTPUT LOAD vs TEMPERATURE")	
Safety standards		UL8750, TUV EN61347-1, EN61347-2-13, EAC TP TC 004 approved	
EMC standards		EN55015, EN61000-3-2 class C, EN61000-3-3, EN61000-4-2,3,4,5,6,8,11, EN61547, EAC TP TC 020	
Connection		3+2P / 3.96mm pitch, JST P/N: B3P / B2P-VH	
Dimension (LxWxH)(mm)		101.6x 50.8x 26.6	101.6x 50.8x 29.6

PLP-30 Series

Model No.	Output	Tol.	R&N	Effi.
PLP-30-12	12V, 0~2.5A	±10%	2.0V	83.0%
PLP-30-24	24V, 0~1.3A	±10%	2.4V	85.5%
PLP-30-48	48V, 0~0.63A	±10%	4.8V	86.5%

PLP-45 Series

Model No.	Output	Tol.	R&N	Effi.
PLP-45-12	12V, 0~3.8A	±10%	4.2V	86%
PLP-45-24	24V, 0~1.9A	±10%	3.8V	89%
PLP-45-48	48V, 0~0.95A	±10%	4.8V	89%

PLP-60 Series

Model No.	Output	Tol.	R&N	Effi.
PLP-60-12	12V, 0~5.0A	±10%	4.5V	84%
PLP-60-24	24V, 0~2.5A	±10%	4.5V	88%
PLP-60-48	48V, 0~1.3A	±10%	4.8V	89%

Special Symbols for EN61347-2-13

110	Protection against overheating to prevent the lamp controlgear case temperature under any conditions of use from exceeding the indicated value (110°C)
F	Suitable for direct mounting on normally flammable surfaces, such as wood (>2mm)
M M	Based on VDE0710-14, can be installed inside a wooden material like wooden cabinet. The minimum distance between the product enclosure to wooden material in each side is defined.
LPS	Limited power source
tc: 80°C ta: 40°C	Full load operation up to 40°C with surface temperature of case < 80°C
SELV	Vo< 120VDC can have this mark on the unit, also design with isolation between primary and secondary

HLP series 40~80W

Features

- Constant current mode
- Universal AC input (up to 305VAC) / Full range
- Built-in 3 in 1 dimming function (1~10VDC, PWM signal, or resistance)
- Class 2 power unit / Pass LPS
- Suitable for built-in LED lighting system
- Protections: Short circuit / Over current / Over voltage / Over temperature
- Cooling by free air convection
- 3 years warranty

	HLP-40H	HLP-60H	HLP-80H
AC input voltage range	90~305VAC ; 127~431VDC		
AC inrush current (max.)	Cold start, 50A at 230VAC	Cold start, 55A at 230VAC	Cold start, 70A at 230VAC
DC adjustment range	±10% rated output voltage		
Current adjustment range	60%~100%		80%~100%
Over current protection	95%~108% constant current limiting, auto-recovery		
Over voltage protection	109%~145% rated output voltage		
Setup, rise, hold up time	500ms, 80ms, 16ms at full load and 230VAC		500ms, 200ms, 16ms at full load and 230VAC
Withstand voltage	I/P-O/P: 3.75kVAC, I/P-FG: 2kVAC, O/P-FG:0.5kVAC		
Working temperature	-40~+70°C (refer to output derating curve)		
Safety standards	UL8750, TUV EN61347-1, EN61347-2-13, GB19510.14, GB19510.1, EAC TP TC 004 approved; Design refer to EN60335-1(HLP-40H/60H), UL62368-1, EN62368-1		
EMC standards	EN55015, EN61000-3-2 class C, EN61000-3-3, EN61000-4-2,3,4,5,6,8,11, EN61547, GB17743, GB17625.1, EAC TP TC 020		
Connection: Input / Output	6+6P/3.96mm pitch, JST P/N: B6P-VH		
Dimension (LxWxH) (mm)	147x 53x 27		167x 53x 29.5

HLP-40H Series

1-10VDC PFC

(for 48V/54V) (for 12~42V)

Model No.	Output	Tol.	R&N	Effi.
HLP-40H-12	12V, 0~3.33A	±2.5%	150mV	87.0%
HLP-40H-15	15V, 0~2.67A	±2.0%	150mV	87.0%
HLP-40H-20	20V, 0~2.00A	±1.0%	150mV	88.0%
HLP-40H-24	24V, 0~1.67A	±1.0%	150mV	88.0%
HLP-40H-30	30V, 0~1.34A	±1.0%	200mV	88.5%
HLP-40H-36	36V, 0~1.12A	±1.0%	200mV	89.0%
HLP-40H-42	42V, 0~0.96A	±1.0%	300mV	89.0%
HLP-40H-48	48V, 0~0.84A	±1.0%	300mV	89.5%
HLP-40H-54	54V, 0~0.75A	±1.0%	300mV	89.5%

HLP-60H Series

1-10VDC PFC

(for 48V/54V) (for 12~42V)

Model No.	Output	Tol.	R&N	Effi.
HLP-60H-15	15V, 0~4.0A	±2.0%	150mV	88.0%
HLP-60H-20	20V, 0~3.0A	±1.0%	150mV	89.0%
HLP-60H-24	24V, 0~2.5A	±1.0%	150mV	89.5%
HLP-60H-30	30V, 0~2.0A	±1.0%	200mV	90.0%
HLP-60H-36	36V, 0~1.70A	±1.0%	200mV	90.0%
HLP-60H-42	42V, 0~1.45A	±1.0%	300mV	90.0%
HLP-60H-48	48V, 0~1.30A	±1.0%	300mV	90.5%
HLP-60H-54	54V, 0~1.15A	±1.0%	300mV	90.5%

HLP-80H Series

1-10VDC PFC

(for 48V/54V) (for 12~42V)

Model No.	Output	Tol.	R&N	Effi.
HLP-80H-12	12V, 0~5.0A	±2.5%	150mV	87.5%
HLP-80H-15	15V, 0~5.0A	±2.0%	150mV	88.5%
HLP-80H-20	20V, 0~4.0A	±1.0%	150mV	89.5%
HLP-80H-24	24V, 0~3.4A	±1.0%	150mV	90.0%
HLP-80H-30	30V, 0~2.7A	±1.0%	200mV	90.0%
HLP-80H-36	36V, 0~2.3A	±1.0%	200mV	90.0%
HLP-80H-42	42V, 0~1.95A	±1.0%	200mV	90.0%
HLP-80H-48	48V, 0~1.7A	±1.0%	200mV	90.0%
HLP-80H-54	54V, 0~1.5A	±1.0%	200mV	90.0%

DC-DC LED Driver

79 LDH Series (250~1750mA)
81 LDD-L Series (350~1500mA)
82 LDD-H Series (350~1500mA)
82 LDB-L Series (300~600mA)
83 LDD-DA Series (350~1400mA)

Accessory & Controller

84 SPD Series
85 ICL-16R/L (Inrush current limiter)
85 PIR-045 (Montion sensor)
86 DAP Series (DALI to PWM Converter)
87 SDP-001 (Smart Timer Dimming Programmer)
88 DLP-04 (DALI to Bus Power)
88 WPD-06 (EnOcean Dimmer Kit)

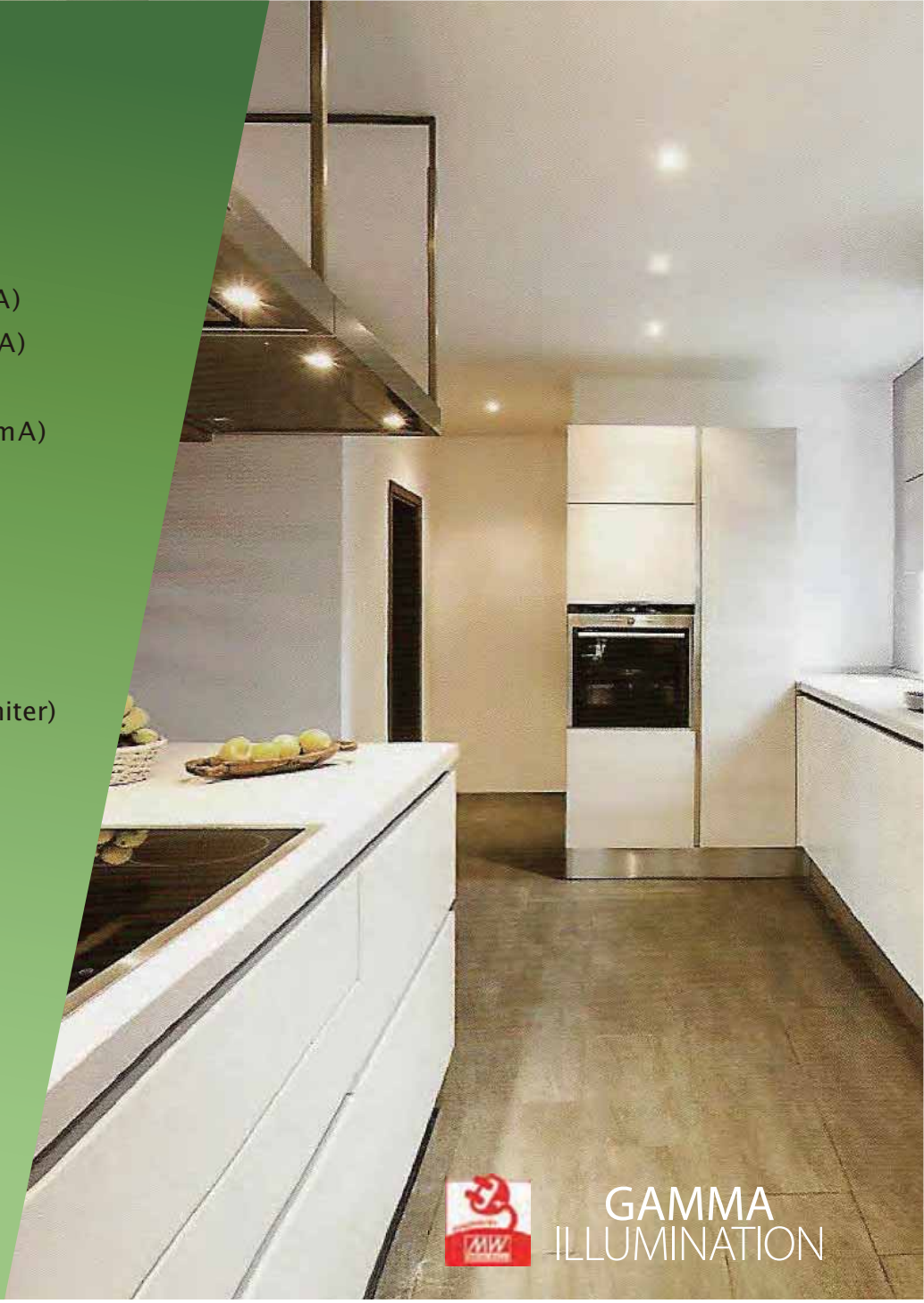

DC-DC products are DC input, constant current output LED drives, which are mainly used in the DC voltage source environment. All 12V/24V/48V DC bus voltage can directly be used with this series to drive the LED engine(chip). LDD series is Step-Down design. LDB series is Buck-Boost and LDH is Step-up design. Users can choose a suitable product according to their own DC source environment. DC Bus design can reduce risk of electric shock and total cost of system. The PWM dimming and DALI dimming are also available. Besides, DC-DC driver can be applied to solar lighting solution with a controller, reducing design issue and optimizing the reliability.

Application

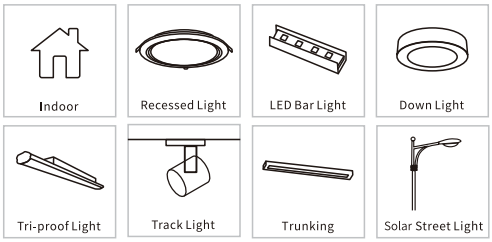

Selection guide

Topology	Series	DC source	Application
Step-Up	LDH	12V/24V	Solar lighting/Vehicle
Step-Down	LDD-H/LDD-L/LDDS-H	24V/48V/55V	48V DC Bus(Track light)
Buck-Boost	LDB-L	12V/24V	Vehicle/Yacht/DC Bus

LDH series 25-45W DC/DC LED Driver

Features

- Constant current step-up mode
- Wide input and output voltage range
- High efficiency up to 95%
- 2 in 1 dimming(0~10V, PWM)
- Comply with EN55015/FCC part 15 for radiation emission without Additional input filter and capacitors.
- Class III safety voltage application
- DALI dimming function for DA and WDA type(LDH-45)
- Fully enclosed plastic case (UL 94V-0)
- Economic, high reliability
- Protections: Short circuit / Over voltage / Under voltage
- 3 years warranty

		LDH-25	LDH-45 LDH-45DA
			
Output current accuracy (Typ.)		±5% at 12V or 24V DC input (Typical)	±5% at 12VDC input for A type; ±5% at 24VDC input for B type (Typical)
Analog/PWM dimming & ON/OFF control		Leave open if not used	
	Remote ON/OFF	▪ Power ON with dimming: PWM DIM+ ~ DIM- > 0~10VDC or open circuit ▪ Power OFF: PWM DIM+ ~ DIM- < 0.5VDC or short	▪ Power ON with dimming: PWM DIM+ ~ DIM- > 2~8VDC or open circuit ▪ Power OFF: PWM DIM ~ DIM- < 0.5VDC or short
	PWM frequency	1KHz-3KHz 10V PWM signal or 0-10V DC input	1KHz-3KHz 8V PWM signal or 0-10V DC input
Short circuit protection		Power OFF and fuse open	
Over voltage protection		>115% rated output voltage	
Working temperature		-40~+70°C	
Safety standards		EN61347-1, EN61347-2-13, EAC TP TC 004 approved	
EMC standards		EN55015, EN61547, EN61000-4-2,3,4,6,8, EAC TP TC 020	
Dimension (LxWxH)(mm)		52.4x 27.2x 24	75x 53x 22.7

LDH-25 Series

Model No.	Input (VDC)	Output Voltage (VDC)	Output Current (mA)	Io Tol.	Effi.	Dimming
LDH-25-250 ◯	9.5~32	12~84	250	±5%	89%	0~10V PWM
LDH-25-350 ◯	9.5~32	12~72	350	±5%	90%	
LDH-25-500 ◯	9.5~32	12~50	500	±5%	90%	
LDH-25-700 ◯	9.5~32	12~36	700	±5%	90%	

◯=Blank, W; Blank: pin style, PWM+analog dimming; W: Wire style, PWM+analog dimming

LDH-45A/B Series

Model No.	Input (VDC)	Output Voltage (VDC)	Output Current (mA)	Io Tol.	Effi.	Dimming
LDH-45A-350 ◯	9~18	12~86	350	±5%	91%	Blank&W: PWM+Analog
LDH-45A-500 ◯	9~18	12~86	500	±5%	90%	
LDH-45A-700 ◯	9~18	12~64	700	±5%	90%	
LDH-45A-1050 ◯	9~18	12~43	1050	±5%	91%	
LDH-45B-350 ◯	18~32	21~126	350	±5%	93%	Blank&W: PWM+Analog
LDH-45B-500 ◯	18~32	21~86	500	±5%	94%	
LDH-45B-700 ◯	18~32	21~64	700	±5%	95%	
LDH-45B-1050 ◯	18~32	21~43	1050	±5%	95%	

◯=Blank, W; Blank: pin style, PWM+analog dimming; W: Wire style, PWM+analog dimming

LDH-45A/B-DA Series

Model No.	Input (VDC)	Output Voltage (VDC)	Output Current (mA)	Io Tol.	Effi.	Dimming
LDH-45A-350 ◯ DA	9~18	24~86	350	±5%	91%	DALI
LDH-45A-500 ◯ DA	9~18	24~86	500	±5%	90%	
LDH-45A-700 ◯ DA	9~18	24~64	700	±5%	90%	
LDH-45A-1050 ◯ DA	9~18	24~43	1050	±5%	91%	
LDH-45B-350 ◯ DA	18~32	36~126	350	±5%	93%	DALI
LDH-45B-500 ◯ DA	18~32	36~86	500	±5%	94%	
LDH-45B-700 ◯ DA	18~32	36~64	700	±5%	95%	
LDH-45B-1050 ◯ DA	18~32	36~43	1050	±5%	95%	

◯=Blank, W; Blank: pin style, DALI dimming; W: Wire style, DALI dimming

LDH series 65W DC/DC LED Driver

Features

- Constant current step-up mode
- Wide input and output voltage range
- High efficiency up to 90%
- 2 in 1 dimming(0~10V, PWM)
- Comply with EN55015/FCC part 15 for radiation emission without Additional input filter and capacitors.
- Class III safety voltage application
- Cooling by free air convection
- Fully encapsulated plastic case(UL 9440)
- Economic, high reliability
- Protections: Short circuit / Over voltage / Under voltage
- 3 years warranty

LDH-65

Output current accuracy (Typ.)		±5% at 12V or 24V DC input (Typical)
Analog/PWM dimming & ON/OFF control	Remote ON/OFF	Leave open if not used
		▪ Power ON with dimming: PWM DIM+ ~ DIM-> 0~10VDC or open circuit ▪ Power OFF: PWM DIM+ ~ DIM- < 0.5VDC or short
	PWM frequency	1KHz-3KHz 10V PWM signal or 0-10V DC input
Short circuit protection		Power OFF and fuse open
Working temperature		-40~+60°C
Safety standards		EN61347-1, EN61347-2-13, EAC TP TC 004 approved
EMC standards		EN55015, EN61547, EN61000-4-2,3,4,6,8, EAC TP TC 020
Dimension (LxWxH)(mm)		75x 53x 22.7

LDH-65 Series

Model No.	Input (VDC)	Output		Io Tol.	Effi.	Dimming
		Voltage (VDC)	Current (mA)			
LDH-65-700 ○	9.5~32	12~80	700	±5%	89%	0~10V PWM
LDH-65-1050 ○	9.5~32	12~60	1050	±5%	90%	
LDH-65-1400 ○	9.5~32	12~46	1400	±5%	90%	
LDH-65-1750 ○	9.5~32	12~37	1750	±5%	90%	

○=Blank, W; Blank: pin style, PWM+analog dimming; W: Wire style, PWM+analog dimming

Battery DC Source application (Step-Up)

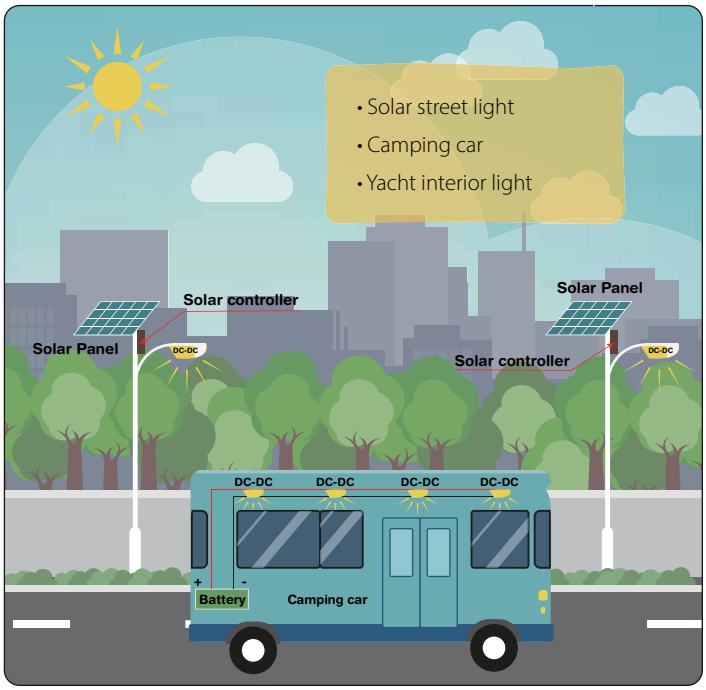

DC Bus application (Step-Down)

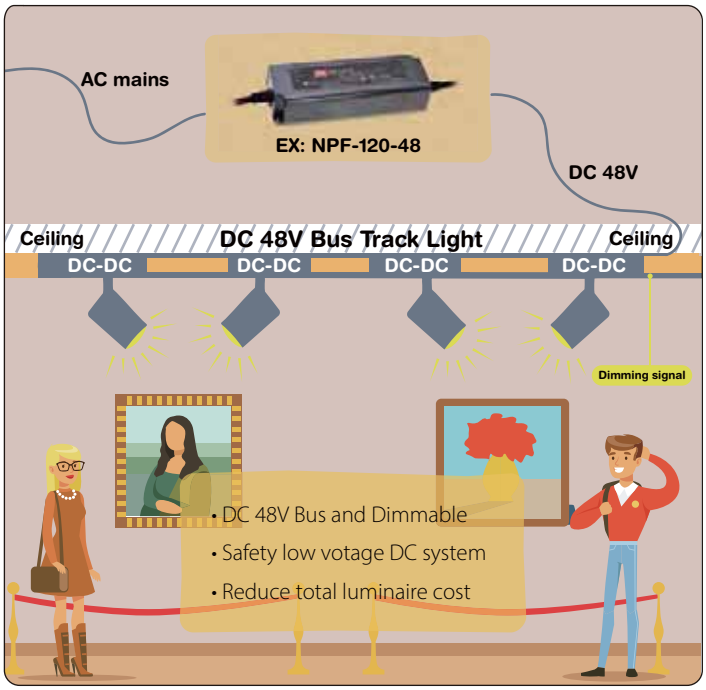

LDD-L series DC/DC LED Driver

Features

- Constant current step-down mode
- Wide input and output voltage range
- High efficiency up to 95%
- Comply with EN55015/FCC part 15 for radiation emission without Additional input filter and capacitors.
- Compact size
- Protections: Short circuit / Over temperature (LDD-300~700)
- Fully enclosed plastic case (UL 94V-0)
- Economic, high reliability
- Class III safety voltage application
- 3 years warranty

		LDD-300~700L/LW/LS	LDD-1000~1500L/LW/LS
Output current accuracy (Typ.)		±5% at 24VDC input (Typical)	
PWM dimming & ON/OFF control	Remote ON/OFF	Leave open if not used	
		▪ Power ON with dimming: DIM ~ -Vin >3.5~8VDC or open circuit ▪ Power OFF: DIM ~ -Vin <0.5VDC or short	▪ Power ON with dimming: DIM ~ -Vin >2.6~5.5VDC or open circuit ▪ Power OFF: DIM ~ -Vin <0.4VDC or short
	PWM frequency	100~1000Hz	100~500Hz
Analog dimming & ON/OFF control	Remote ON/OFF	None	Leave open if not used
			▪ Power ON with dimming: DIM ~ -Vin >0.5~2.5VDC or open circuit ▪ Power OFF: DIM ~ -Vin <0.4VDC or short
Short circuit protection		Regulated at rated output current; can be continued, auto-recovery	
Over temp. protection		Shut down, auto-recovery	None
Working temperature		-40~+85°C	-40~+71°C
Safety standards		EAC TP TC 004 approved	
EMC standards		EN55015, EN61547, EN61000-4-2,3,4,6,8, FCC part 15 class B, EAC TP TC 020	
Operating case temp. (max.)		100°C	
Dimension (LxWxH)(mm)		L/LW: 22.6x 9.9x 8.9 LS: 25.4x 10.5x 9.3	L/LW: 31.8x 20.3x 12.2 LS: 31.8x 20.3x 10.9

LDD-L Series

Model No.	Input (VDC)	Output Voltage (VDC)	Output Current (mA)	Io Tol.	Effi.	Dimming
LDD-300L□	9~36 (9~32 for S style)	2~32 (2~28 for S style)	300	±5%	95%	PWM
LDD-350L□			350			
LDD-500L□			500			
LDD-600L□			600			
LDD-700L□			700			
LDD-1000L□	6~36	2~30	1000			PWM+Analog
LDD-1200L□			1200			
LDD-1500L□			1500			

□ = Blank, W, S ; Blank: pin style, W: Wire style, S: SMD style

LDD-H&LDB-L series DC/DC LED Driver

Features

- Constant current step-down mode (LDD-H) ; Constant current buck-boost mode (LDB-L)
- Wide input and output voltage range
- High efficiency up to 97%
- Comply with EN55015 and FCC part 15 without additional input filter and capacitors
- PWM dimming and remote ON/OFF control
- Protections: Short circuit / Over temperature
- Fully enclosed plastic case (UL 94V-0)
- Class III safety voltage application
- 3 years warranty

		LDD-300~1000H/HW/HS LDD-1200/1500H/HW	LDB-300~600L/LW
			
Output current accuracy		±3% at 24VDC input; ±4% at 48VDC input for LDD-H/HW; ±5% at 48VDC input for LDD-HS	±5% at 24VDC input (Typical)
PWM dimming & ON/OFF control	Remote ON/OFF	Leave open if not used	
		▪ Power ON with dimming: DIM ~ -Vin >2.5~6VDC or open circuit ▪ Power OFF: DIM ~ -Vin <0.8VDC or short	▪ Power ON with dimming: DIM ~ -Vin >2~10VDC or open circuit ▪ Power OFF: DIM ~ -Vin <0.5VDC or short
	PWM frequency	100~1KHz	1KHz
Short circuit		Regulated at rated output current, can be continued, auto-recovery	
Over temperature protection		Shut down, recovers automatically after temperature goes down	
Working temperature		-40~+85°C (refer to output derating curve)	-40~+71°C (refer to output derating curve)
EMC standards		EN55015, EN61547, EN61000-4-2,3,4,6,8, FCC part 15 class B	
Operating case temp. (max.)		100°C	110°C
Dimension (LxWxH)(mm)		LDD-H/HW: 31.8x 20.3x 12.2 LDD-HS: 31.8x 20.3x 11.4	31.8x 20.3x 12.2

LDD-H Series

Model No.	Input (VDC)	Output Voltage (VDC)	Output Current (mA)	Io Tol.	Effi.
LDD-300H□	9~56	2~52	300	±4%	97%
LDD-350H□	9~56	2~52	350	±4%	97%
LDD-500H□	9~56	2~52	500	±4%	97%
LDD-600H□	9~56	2~52	600	±4%	97%
LDD-700H□	9~56	2~52	700	±4%	97%
LDD-1000H□	9~56	2~52	1000	±4%	97%
LDD-1200H△	9~52	2~46	1200	±5%	95%
LDD-1500H△	9~52	2~46	1500	±5%	96%

□ = Blank, W, S ; Blank: pin style, W: wire style, S: SMD style
△ = Blank, W ; Blank: pin style, W: wire style

LDB-L Series

Model No.	Input (VDC)	Output Voltage (VDC)	Output Current (mA)	Io Tol.	Effi.
LDB-300L△	9~36	2~40	300	±5%	90%
LDB-350L△	9~36	2~40	350	±5%	90%
LDB-500L△	9~30	2~32	500	±5%	91%
LDB-600L△	9~28	2~30	600	±5%	91%

△ = Blank, W ; Blank: pin style, W: wire style

LDD-DA series 30~60W

Features

- Constant current step-down mode
- Wide input and output voltage range
- High efficiency up to 95%
- Comply with EN55015/FCC part 15 for radiation emission without Additional input filter and capacitors.
- Class III safety voltage application
- DALI dimming function
- Protections: Short circuit / Input under voltage lockout
- Fully enclosed plastic case
- 3 years warranty

LDD-350~1400H-DA	LDD-350~1400H-WDA

Output current accuracy (Typ.)		±5% at 48VDC input (350~1050mA), 24VDC input (1400mA) (Typical)
PWM dimming & ON/OFF control	Remote ON/OFF	Leave open if not used
		• Power ON with dimming : PWM DIM~-Vin >1.2 ~5VDC or open circuit • Power OFF: PWM DIM~-Vin <0.1 VDC or short • Max operation voltage 5.5 VDC
	PWM frequency	200Hz only
Analog dimming & ON/OFF control	Remote ON/OFF	Leave open if not used
		• Power ON with dimming : Analog DIM~-Vin >0.1~2.5VDC or open circuit • Power OFF: Analog DIM~-Vin <0.1VDC or short • Max operation voltage 5. 5 VDC
Short circuit protection		Constant current with auto-recovery
Input under voltage lockout	Power up (Typ.)	4.2VDC
	Power down (Typ.)	3.8VDC
Working temperature		-40~+85°C (refer to output derating curve)
Safety standards		EAC TP TC 004 approved
EMC standards		EN55015, EN61547, EN61000-4-2,3,4,6,8, EAC TP TC 020
Operating case temp. (max.)		100°C
Dimension (LxWxH)(mm)		40.6x 23.5x 10.1

LDD-DA Series

Model No.	Input (VDC)	Output		Io Tol.	Effi.	Dimming
		Voltage (VDC)	Current (mA)			
LDD-350H- □DA	6~50	3~45	350	±5%	95%	PWM+Analog
LDD-700H- □DA	6~50	3~45	700			
LDD-1050H- □DA	6~50	3~45	1050			
LDD-1400H- □DA	6~40	3~36	1400			

□ = Blank, W; Blank: pin style, W: Wire style

SPD series Surge Protection Device

SPD-10-320S | SPD-10S-277S | 10kA Surge Protection Device

85x 37x 40 mm
(LxWxH)

56.76x 46.36x 26 mm
(LxWxH)

- UL1449, Type 4, EN/IEC61643-11(SPD-10S)
- Line to Ground & Line to Line protected
- Series connection type
- LED status indicators
- IP67 (SPD-10-320S); IP66 (SPD-10S)
- Suitable for surge protection of LED drivers
- Thermally protected

(SPD-10S) (SPD-10S) (SPD-10S)

Model No.	SPD-10-320S	SPD-10S-277S
Operating voltage	120~320VAC, 50/60Hz	120~277VAC, 50/60Hz
MCOV (Max. continuous operating voltage)	320VAC	277VAC
Continuous Current (max.)	5A	3.5A
UP (Voltage protection level)	L-N:1200V L-G/PE: 1500V N-G/PE: 1500V	L-N: 1260V L-G: 1260V N-G: 1300V
IN (Nominal discharge current)	5kA,8/20μs	
Max. surge current (8/20μs)	10kA,8/20μs	
Operating temperature	-40~+70°C	-40~+85°C
Safety standard	IEC61643-11: 2011, IEC61000-4-5: 2005	UL1449 Type 4, EN/IEC 61643-11

SPD-20 | SPD-20HP | 20kA Surge Protection Device

90x 70x 50 mm
(LxWxH)

71.6x 67.7x 32 mm
(LxWxH)

- UL1449, Type 2 (SPD-20), Type 4 (SPD-20HP) component assemblies
- Line to Ground & Line to Line protected
- Parallel (3 wires) connection style (SPD-20)
- Series connection style (SPD-20HP)
- LED status indicators
- IP67 (SPD-20); IP66 (SPD-20HP)
- Suitable for surge protection of LED drivers
- Thermally protected (SPD-20HP)

(SPD-20HP-277S) (SPD-20-240P) (LVD)

Model No.	SPD-20-240P	SPD-20-277P	SPD-20HP-277S	SPD-20HP-480S
Operating voltage	240VAC, 50/60Hz	277VAC, 50/60Hz	120~277VAC, 50/60Hz	347~480VAC, 50/60Hz
MCOV (Max. continuous operating voltage)	300VAC	320VAC		510VAC
MLV (Measured limiting voltage)	---		L-N:810V, L-G:1560V, N-G: 1570V	L-N:1400V, L-G:1560V, N-G: 1570V
VPR (Voltage protection rating)	≤1500V (L-FG, N-FG, L-N)		---	
UP (Voltage protection level)	---		L-N:1000V, L-G/PE:3800V, N-G/PE: 2900V	---
IN (Nominal discharge current)	5kA		10kA	
Max. surge current (8/20μs)	20kA			
SCCR (Short circuit current rating)	5kA		---	
Response time	<25ns		---	
Operating temperature	-40~+70°C		-40~+75°C	
Safety standard	UL1449 3rd Edition, TUV EN61643-11 approved	UL1449 3rd Edition approved	UL1449 4th Edition, EN61643-11 approved	UL1449 4th Edition approved
Connection [L (Black)/N (White)/FG (Green)]	FEP 10AWG (15cm)		---	

ICL-16 & PIR-045

ICL-16 — AC inrush current limiter

- 23A inrush limiting current, 16A continuous
- 180~264VAC AC input
- Integrated bypass relay, no simple NTC
- Internal thermal protection
- Installed on DIN Rail TS-35/7.5 or 15 (ICL-16R)
- -30~+70°C wide working temperature

Model No.	ICL-16R	ICL-16L
AC Input voltage	180 ~ 264VAC	
Inrush current limiting	23A	
Internal protection	Thermal fuse protects overload and fire	
AC continuous rated currentcurrent	16A continuous	
Working temperature	-30~+70°C	
Safety standards	IEC62368-1(LVD)	
EMC emission	EN55032, EN61000-3-2,3, EN55024, EN55035,EN61000-6-2,EN61000-4-2,3,4,5,6,8,11	
Dimension(LxWxH)(mm)	35x 90x 54.5	175x 42x 24

PIR-045 — Photoelectric Motion Sensor

- Operating voltage: 12~24VDC
- Output dim voltage: High=10V ; Low=1V/2V/3V/5V selected by standby bright
- Sensing distance: ≦6 meters
- Sensing angle: <120°~150°
- Standby bright: 10%, 20%, 30%, 50%;
- Delay off time: 20s, 1 min, 3min, 5min
- Dimming mode: gradually ON and OFF
- Operating temperature: -10~+40°C
- Energy saving, high sensitivity and compatibility, easy to install
- Dimension(DxH): 60x 71.3mm
- 2 years warranty

Intelligent dimming control

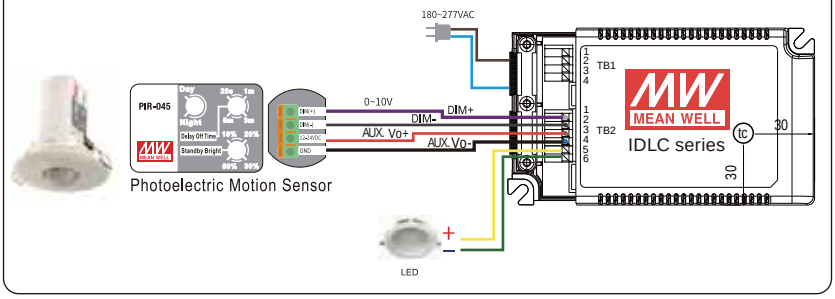

FIELD OF VIEW

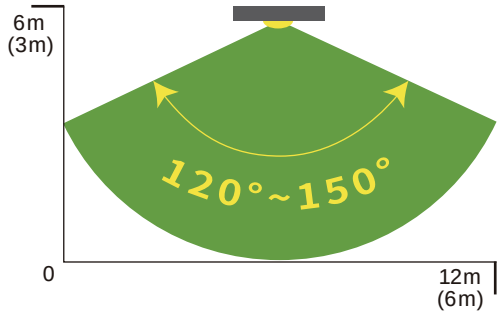

DAP-04

DALI to PWM Converter

Features

- Convert DALI signal to PWM signal
- Comply with DALI standards (IEC62386-101,102,207)
- Universal AC input (90 to 305VAC)
- 4 DALI addressable output channels
- Built-in push dim function
- Linear or logarithm dimming curve selectable (comply with IEC62386-207)
- Built-in relay for ON/OFF control of LED PSU
- Fully isolated plastic case
- Class II, no FG
- Power consumption<0.5W
- Suitable to use along with MEAN WELL's AC/DC LED PSU with 3-in-1 dimming function
- Two models for choice:
  Blank-Type: 4 channels with 4 DALI addresses
  S01-Type: 4 channels with 4 or 1DALI address selectable
- 3 years warranty



Model No.	DAP-04	DAP-04-S01
AC input voltage range	90~305VAC ; 127~431VDC	
Power consumption(typ.)	0.5W	
Dimming range	1~100%	
Output signal	PWM, 1KHz	
Output channel	4 channels with 4 DALI addresses	4 channels with 4 or 1 DALI address selectable
Output PWM logic	Active high or active low selectable	Active high
Working temperature	-30~+60°C (refer to output derating curve)	
Safety standards	EN61347-1, EN61347-2-11, EN61058-1 clause 8/17/20/25, EAC TP TC 004 approved	
DALI standards	Comply with IEC62386-101, 102, 207	
EMC standards	EN55015, EN61000-3-2,3, EN61000-4-2,3,4,5,6,8,11, EN61547, EAC TP TC 020	
Dimension(LxWxH)(mm)	165x 46x 23	

Connection of Dimming Operation

DALI Dimming Solution

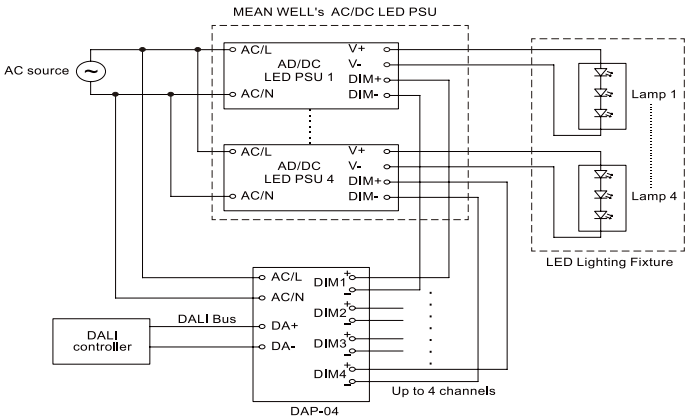

Push Dimming Solution

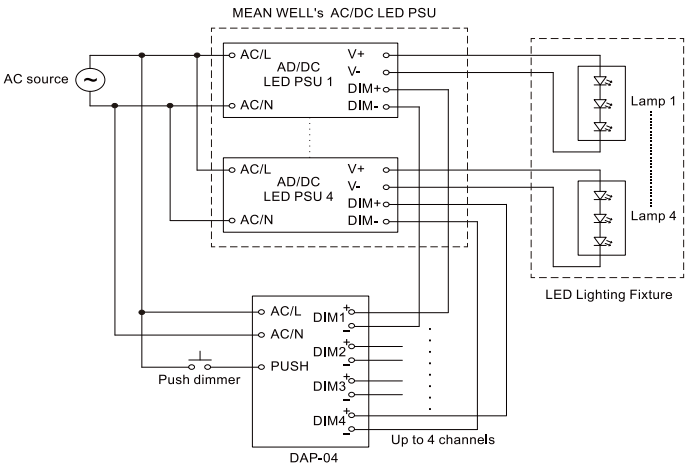

Smart Timer Dimming

Smart Timer Dimming Function

MEAN WELL Smart timer dimming primarily provides the adaptive proportion dimming profile for the output constant current level to perform up to 14 consecutive hours. 3 dimming profiles hereunder are defined accounting for the most frequently seen applications. If other options may be needed, please contact MEAN WELL for details.

Ex : D01-Type: the profile recommended for residential lighting

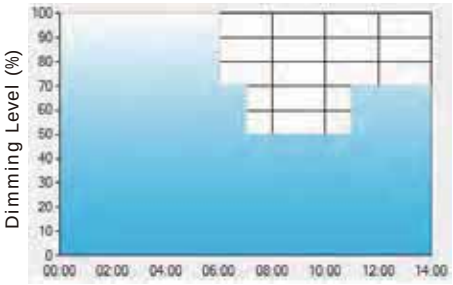

Operating Time (HH:MM)

Set up for D01-Type in Smart timer dimming software program

	T1	T2	T3	T4
TIME**	06:00	07:00	11:00	---
LEVEL**	100%	70%	50%	70%

Ex : D02-Type: the profile recommended for street lighting

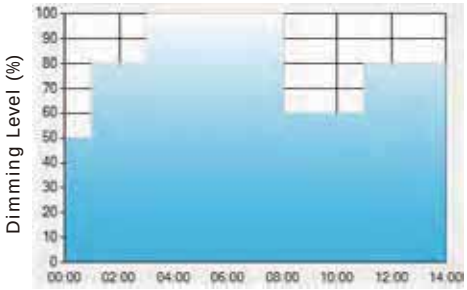

Operating Time (HH:MM)

Set up for D02-Type in Smart timer dimming software program

	T1	T2	T3	T4	T5
TIME**	01:00	03:00	08:00	11:00	---
LEVEL**	50%	80%	100%	60%	80%

Ex : D03-Type: the profile recommended for tunnel lighting

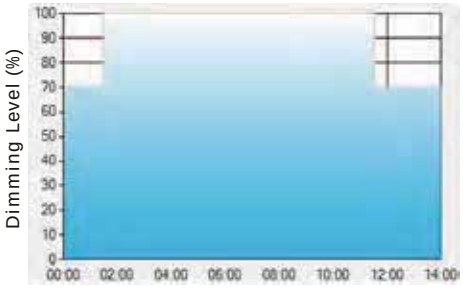

Operating Time (HH:MM)

Set up for D03-Type in Smart timer dimming software program

	T1	T2	T3
TIME**	01:30	11:00	---
LEVEL**	70%	100%	70%

**: TIME matches Operating Time in the diagram whereas LEVEL matches Dimming Level.

SDP-001 Smart Timer Dimming Programmer

CE
(LVD)

L165x W46x H23 mm

SDP-001 is a programmer, particularly for MEAN WELL's Smart Timer Dimming Tool for LED lighting dimming function, reading or writing various parameters designated by users.

- Simple connection and configuration
- Push terminal and mini-USB port
- No need of battery or AC power

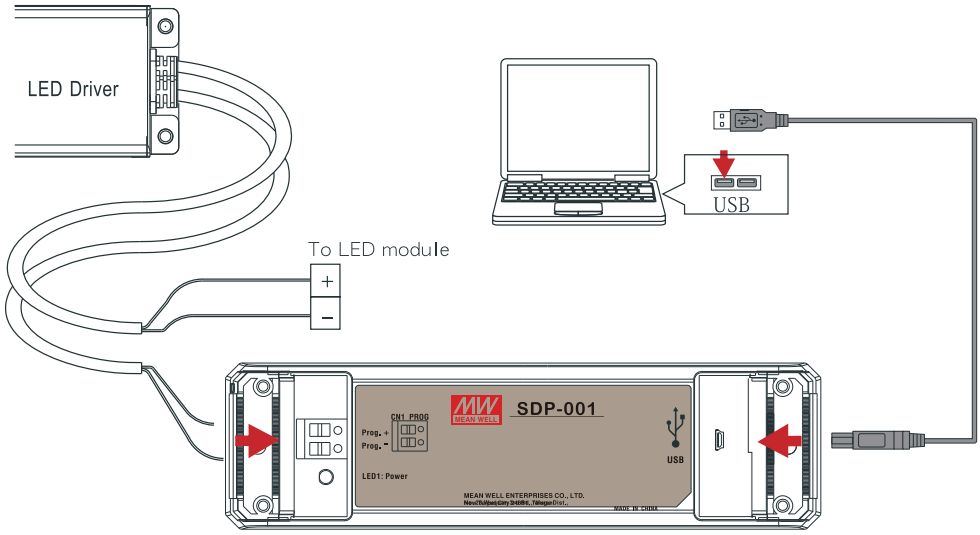

DLP-04/WPD-06

DLP-04

DALI Bus Power Supply

DLP-04L

DLP-04R

- Compact size with 2SU(35mm) width(type R)
- Universal AC input / Full range
- Withstand 300VAC surge input for 5 seconds
- Isolation class II
- No load power consumption <0.5W(type L)
- Protections: Short circuit / Over voltage
- Cooling by free air convection
- 3 color LED for status indicator (type R)
- Installed on DIN rail TS-35/7.5 or 15(type R)
- 3 years warranty

Model No.	DLP-04L	DLP-04R
Rated DC voltage	16V	
Rated current	240mA (max.)	
Input voltage range	90~264VAC ; 120~370VDC	
Rated power	3.84W	
Working temperature	-20~+60°C (refer to output derating curve)	
Safety standards	EN61347-2-11, EAC TP TC 004 approved	
DALI standards	Compliance to IEC62386-101	
EMC emission	Compliance to En55015, EN61547, EN61000-3-2,-3, EAC TP TC 020	
Dimension(mm)	145x 38x 22(LxWxH)	35x 90x 54.5 (WxHxD)

WPD-06/WPD-06SWT

Wireless DC Multi-channel PWM Dimmer Kit

WPD-06
110x 77x 26.4mm
(LxWxH)

WPD-06SWT
80x 80x 15mm
(LxWxH)

- EnOcean compliant products, up to 30 meters wireless distance
- Operating frequency 868MHz
  (other frequency for outside EU available on request)
- WPD-06 (PWM dimmer):
  - 6 protected channels, independent dimming control on each channel
  - Up to 128 wireless batteryless switches connected possible
  - Built-in 3 wire push dimming function ports
  - Suitable for constant voltage lighting application,
    Possible for constant current lighting application
  - Multiple dimmer application via CANBus (optional)
  - Conformal coating for highly humid environment
- WPD-06SWT (switch transmitter):
  - Batteryless switch with cycles >50000 times
  - Maintenance free
- 5 years warranty

Model No.	WPD-06	WPD-06SWT
Input voltage range	10-32VDC SELV	---
Rated output current	4.5A each channel, 27A for the entire module	---
Rated output power	324W (input: 12V); 648W (input: 24V)	---
Output dimming range	1 to 100%; Switching frequency: 125Hz	---
DC input current	27A	---
Input standby power	1.2W (Typ.)	---
Overload protection	150% rated output power for 300ms max.	---
	Electronic shut down rated at 5A. Restart by switching on again the output of channel	---
Over voltage protection	Transient protection starting at 33V	---
Transmission power	---	10mW max.
Working temperature	-40~+60°C	-25~+65°C
Input / Output terminal	Clamping spring disconnectable terminal for solid or stranded copper conductors 0.25 to 2.5mm²	---

Building Automation Solutions

90 Product Tree
91 LCM/PWM Series
92 KDA/KAA Series
93 KNX-20E-640
KNX-40E-1280
KSI-01U (USB interface)
KSR-01IP (IP Router)
KSC-01L (Line Coupler)

The MEAN WELL KNX product range includes components covering the complete applications found in modern buildings, ranging from lighting and shutter control to heating, ventilation and many more. Furthermore, with over 35 years experience of the industrial power supply, MEAN WELL provides a variety of standard power supplies for all kinds of applications such as safety, surveillance, video, audio... etc.

Product Tree

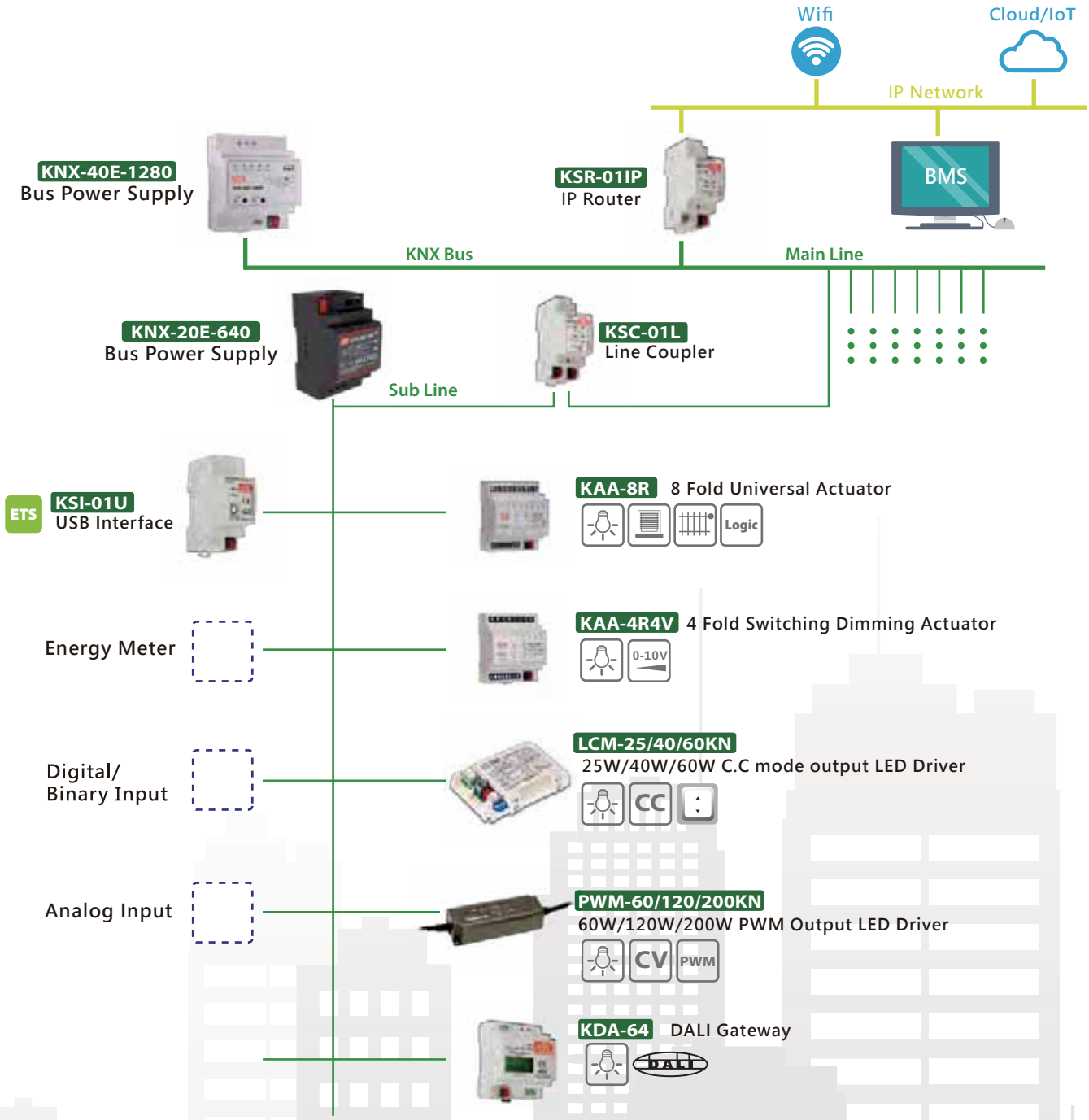

	Under Planning		Blind/Shutter Control	Logic	Logic Function	CC	Constant Current Driving Mode	0-10V	DC 0-10V Dimming Control
	Lighting Control		Heating Control		Push Button Interface	CV	Constant Voltage Driving Mode	PWM	PWM Style Output Mode

Fast and Multi Language Support for any question of KNX product within 24 hr.
For the details please check the last page.

LCM/PWM series

LCM-25/40/60KN

25~60W KNX Constant Current LED Driver

LCM-25KN
L105x W68x H23mm

LCM-40/60KN
L123.5x W81.5x H23mm

- KNX protocol
- Constant current mode output with multiple levels selectable by dip switch
- Support emergency lighting(EL)
- Constant lumen output
- Intergrated KNX push button interface
- Synchronization up to 10 units
- Functions: manual dim, operation hours, log/linear curve selection
- 3 years warranty

Model No.	Output	Io Tol.	Efficiency
LCM-25KN	350mA~1050mA, 6~54V	±5%	86%
LCM-40KN	350mA~1050mA, 2~100V	±5%	90%
LCM-60KN	500mA~1400mA, 2~90V	±5%	91%

PWM-60/120/200KN

60~200W KNX Constant Voltage LED Driver

PWM-60KN
L150x W53x H35mm

PWM-120KN
L191x W63x H37.5mm

PWM-200KN
L195x W68x H39.5mm

- KNX protocol
- Constant Voltage PWM style output with user changeable frequency up to 4KHz
- minimal dimming level 0.01%
- Built-in active PFC function
- Functions: operation hours, Constant lumen output, wattage feedback, log/linear/DALI curve selection
- 5 years warranty

Model No.	Output	Vo Tol.	Efficiency
PWM-60-12☐	12V, 0~5A	±4%	86%
PWM-60-24☐	24V, 0~2.5A	±3%	89%
PWM-120-12☐	12V, 0~10A	±4%	88%
PWM-120-24☐	24V, 0~5A	±4%	90%
PWM-200-12☐	12V, 0~16.6A	±4%	92%
PWM-200-24☐	24V, 0~8.3A	±4%	93%
PWM-200-48☐	48V, 0~4.16A	±4%	94%

☐=KNX/KNBST KN: KNX control technology ; KNBST: KNX control technology with BST14 connector

KDA/KAA series

KDA-64

KNX to DALI Gateway

- KNX proof gateway
- Easy configuration & installation
- Cost effective solution for smart building
- Connect up to 64 DALI ECGs/Drivers
- Built-in DALI power supply
- LCD 2x12 display
- Lighting control via the button
- Lighting control via the integrated web server
- Up to 16 DALI lighting groups setting
- Up to 16 DALI scenes setting
- 3 years warranty

Model No.	Input signal	Output signal	Additional communication
KDA-64	KNX	DALI	Ethernet

Model No.	KDA-64
AC input voltage range	100~240VAC ; 142~339VDC
Power consumption	7W(Typ.)
Input KNX bus	Standard KNX connector
Output DALI bus voltage	Built-in single DALI voltage 16-20VDC
Output DALI bus rated current	250mA
Ethernet communication port	100MB/s via RJ45 connector
DALI standard	IEC60926 EN62386-103 DALI controller
Working temperature	-5~+45˚C
Dimension (LxWxH)(mm)	86x 72x 55

KAA-4R4V/KAA-8R

KNX LED Dimmer/Universal/Actuator

KAA-4R4V KAA-8R

- •Dimming and swltching LED driver and conventional elelctronic ballast(for KAA-4R4V)
- •Linear or logarithmic dimming curve programmable via ETS software(for KAA-4R4V)
- •8 channel actuator in a compact size(for KAA-8R)
- •For AX,C-load, capacitive & inductive of loads (for KAA-8R)
- •Manual control via Push button
- •Programmable various time and scene function
- •3 years warranty

Model No.	KAA-4R4V-10	KAA-8R	KAA-8R-10
KNX Bus voltage	21~31V		
Current consumption	<11mA	<6mA	
Power consumption	<250mW	<180mW	
Voltage range	0-10V	---	
NO. of controloutput	4	---	
MAX. current per output	50mA	---	
Nr. of relay	4	8	
Independent & potental-free per relay	Yes	---	
Ohmic load/Capacitive load	10A/220μF	16A/220μF	10A/220μF
MAX. inrush current	400A(max. 200μs),80A(max. 20ms)	800A(max. 200μs),165A(max.20ms)	400A(max. 200μs),80A(max. 20ms)
Safetystandards	EN50491-3, EN60669-1, EN60669-2-1, EN60669-2-5		
EMC emission	EN50491-5-1,-2,-3, EN50090-2-2, EN60669-2-1, EN60669-2-5, EN63044-5-1,-2,-3		
Dimension(WxHxD)(mm)	72x 90x 57		

KNX System Component

KNX-20E/40E — 640mA & 1280mA Bus Power Supply

KNX-20E-640
W52.5x H90x D54.5mm

KNX-40E-1280
W72x H90x D57mm

- EIB / KNX power supply with Integrated choke
- Compact size with 3SU/4SU width
- Safety extra low voltage(SELV)
- 180~264VAC input
- No load power consumption <0.5W
- Protections: Short circuit / Overload(short-circuit-proof) / Over voltage
- Cooling by free air convection
- Isolation class I
- LED indicator for normal operation, bus reset and bus overload
- Installed on DIN rail TS-35/7.5 or 15
- Over voltage category III
- Wide operating temperature: -30~+70°C
- 3 years warranty

Model No.	Vout1 (with choke)	Vout2 (without choke)	Iout (I1+I2)
KNX-20E-640	Bus, 30VDC	30VDC	640mA
KNX-40E-1280 D	Bus, 30VDC	30VDC	1280mA

□ : Blank, D ; Blank= Basic function, D=Diagnostic function

KSI-01U — USB Interface

W36x H90x D71mm

- No additional power supply required
- KNX commissioning addressing and parameters settings
- Long messages support up to 220 byte APDU
- 3 years warranty

KSR-01IP — IP Router

W36x H90x D71mm

- KNX IP/TP routing
- Built-in web server
- KNX IP secure (optional)
- 3 years warranty

KSC-01L — Line Coupler

W36x H90x D71mm

- KNX TP Line coupler/Repeater
- Telegram filtering function
- Long messages support up to 240 byte APDU
- 3 years warranty

Comparison Chart

PFC

Family		AC Input Range (VAC)	Potted	C.C./C.P. /C.V. (Note 1)	IP	Dimming (Note 2)	V_o / I_o Adj	Warranty (years)	Remark
Series Name	Type								
XLG-25/50/75/100/150 /200/240	Blank/A	100-305	✓	C.P.	67		I_o	5	
	AB					3 in 1			
HLG-40H / 60H / 80H / 100H / 120H / 150H / 185H / 240H / 320H / 480H / 600H	A	90~305	✓	C.V.+C.C.	65		✓	7	
	B/AB				67/65	3 in 1			
	C (240W/320W only)						✓		
	Blank (40~320W)				67				
	D (option, 40~480W)					Timer			
	D2 (option, 480W only)					Smart Timer			
HLG-60H-C / 80H-C / 120H-C / 185H-C / 240H-C / 320H-C / 480H-C	A	90~305	✓	C.C.	65		I_o	7	
	B/AB				67/65	3 in 1			
	D (70~200W)				67	Timer			
	D2 (option, 250~480W)					Smart Timer			
	DA (option, 320W only)					DALI			
ELG-75 / 100 / 150 / 200 / 240	A	100~305	✓	C.V.+C.C.	65		✓	5	
	B/AB				67/65	3 in 1			
	Blank				67				
	D2					Smart Timer			
	DA					DALI			
	BE (150W only)					3 in 1			
ELG-300		100~305	✓	C.V.+C.C.	67		I_o	5	
ELG-50-C / 75-C / 100-C / 150-C / 200-C / 240-C ELGT-150 / ELGC-300	A	100~305	✓	C.C.	65		I_o	5	
	B/AB				67/65	3 in 1			
	Blank (ELGC-300 except)				67				
	D2					Smart Timer			
	DA					DALI			
	BE (ELG-150-C only)					3 in 1			
	AB (ELGC-300 only)			C.P. (ELGC-300 only)			I_o	5	
XBG-100/160/240	A	90~305	✓	C.P.	67		I_o	5	
	AB					3 in 1			
HBG	60	90~295	✓(half)	C.C.				5	1. Circular shape 2. Metal case (Plastic case for HBG-60)
	100 A/AB	90~305	✓	C.C.	65		I_o		
	100 B				67	3 in 1			
	100 Blank								
	100 DA					DALI			
	160 / 200 / 240 A/AB			C.V.+C.C.	65		I_o		
	160 / 200 / 240 B				67	3 in 1			
	160 / 200 / 240 AB (200W only)				65	3 in 1	I_o		
	160 / 200 / 240 Blank				67				
	160 / 200 / 240 DA					3 in 1	I_o		
	60P	90~295		C.C.					1. Circular shape 2. PCB type
	100P A	90~305		C.C.			I_o		
	100P B					3 in 1			
	100P DA					DALI			
	160P / 240P A			C.V.+C.C.			I_o		
	160P / 240P B					3 in 1			
	160P / 240P DA (160W only)					DALI			
HBGC-300	A	90~305	✓	C.P.	67		I_o	5	Circular shape
	AB					3 in 1	I_o		
	DA					DALI			

Comparison Chart

Family		AC Input Range (VAC)	Potted	C.C./C.P. /C.V. (Note 1)	IP	Dimming (Note 2)	V_o / I_o Adj	Warranty (years)	Remark
Series Name	Type								
HVG(C)-65 / 100 / 150 / 240 / 320 / 480 / 650/1000	A	180~528	✓	HVG : C.V.+C.C. HVGC :C.C. HVGC-480/650 /1000:C.P.	65		HVG: ✓ HVGC:I_o	5	HVG-650/1000 AB-Type IP:67
	B				67	3 in 1			
	AB				65		HVG: ✓ HVGC:I_o		
	D (option, 65~150W)				67	Timer			
	D2 (option, 240~1000W)				67	Smart Timer			
	DA (480W, 650W)					DALI			
	DA2(1000W only)					DALI 2.0			
FDL-65		180~295	✓	C.C.	65		I_o	3	
FDLC-80 / 100		180~295	✓	C.P.	65		I_o	3	
FDHC-100		180~295	✓	C.P.	67			3	
SLD-50/80		110~305		C.V.+C.C			I_o(56V)	3	
LDC-35 / 55 / 80	B	180~264		C.P.		3 in 1	I_o Adj	5	1. CP mode 2. Flirker free
	Blank								
	DA					DALI / Push Dim			
HLN-40H / 60H / 80H	A	90~305	✓ (60W/80W half)	C.V.+C.C.	64		✓	3	
	B					3 in 1			
LPF-16 □ / 25 □ / 40 □ / 60 □ / 90 □ / LPFH-60 □	D	90~305	✓	Blank Type : C.V.+C.C. D-Type : C.C.	67 (16W option)	3 in 1		5	
	Blank								
NPF-40□ / 60□ / 90□ / 120□	D	90~305	✓	Blank Type : C.V.+C.C. D-Type : C.C.	67	3 in 1		5	
	Blank								
PWM-40 / 60 / 90 / 120 /200	40/60/90/120	90~305	✓	C.V.	67	3 in 1		5	PWM output
	60/90/120/200					DALI			
	60/120/200					KNX/BLE			
IDLV-25 / 45 / 65	A	25W/45W: 90~295 65W: 180~295		C.V.	20	2 in 1		3	1. PWM output 2. Terminal block
	Blank								
IDLC-25 / 45 / 65	A/Blank	25W/45W: 90~295 65W: 180~295		C.C.	20	2 in 1			1. Flicker free 2. Terminal block
	DA (45~65W)					DALI			
ODLV-45/65	A	180~295		C.V.	67	2 in 1			PWM output
	Blank					2 in 1 & Auxilary DC			
ODLC-45/65	A/Blank	90~295		C.C.	67	2 in 1		3	Flicker free
	DA					DALI			
OWA- 90 / 120		90~264 (OWA-120E: 180~264)	✓	C.C.+C.V.	67*			5	External type
PLN-100		90~295		C.C.+C.V.	64		✓	2	
PLN-30 / 45 / 60		90~295		C.C.	64		✓	2	
PLN-20		90~277		C.C.	64		I_o	2	
PLC-100		90~264		C.V.+C.C.			✓	2	Terminal block I/O
PLC-30 / 45 / 60		90~264		C.C.			✓	2	Terminal block I/O
PCD-16 / 25 / 40 / 60		A: 90~135 B: 180~295	✓ (16W/25W/ 60W half)	C.C.	42	AC Phase-Cut		3	

Comparison Chart

Family		AC Input Range (VAC)	Potted	C.C./C.P./C.V. (Note 1)	IP	Dimming (Note 2)	V_o / I_o Adj	Warranty (years)	Remark
Series Name	Type								
PLD-16 / 25 / 40 / 60		16W/40W/60W: A: 90~135 B: 180~295	✓ (16W/25W/60W half)	C.C.	42			3	
		25W: 90~295							
GSV30 / 60		30W: 100~264 60W: 180~264		C.V.	40			3	External type
PLM-12 / 25		110~295		C.C.	30			2	Terminal block
PLM-12E / 25E		180~295							
LCM-25 / 40 / 60 (EO)		25W: 180~277 40W/60W: 180~295		C.C.	20	EnOcean		3	1. Io level selectable in one power unit 2. Terminal block
LCM-25/40/60(DA/BLE)						DALI & BLE			
LCM-25/40/ 60-KN						KNX/EIB			
LCM-40U / 60U (EO)		90~132				EnOcean			
LCM-40UDA / 60UDA						DALI & Push DIM			
IDPV-25 / 45 / 65	**A/Blank**	25W/45W: 90~295 65W: 180~295		C.V.			2 in 1	3	1. PCB type 2. Terminal block
IDPC-25 / 45 / 65	**A/Blank**	25W/45W: 90~295 65W: 180~295		C.C.			2 in 1		1. PCB type 2. Flicker free 3. Terminal block
	DALI						DALI		
PLP-30 / 45 / 60		90~264		C.C.			I_o	2	PCB type
HLP-40H / 60H / 80H		90~305		C.C.		3 in 1	✓	3	PCB type
ERPF-400		90~264	half	C.V.			V_o	3	

Non-PFC

Family		AC Input Range (VAC)	Potted	C.C. or C.V. (Note 1)	IP	Max. Eff.	Warranty (years)	Remark
Series Name	Type							
APV-8 / 12 / 16 / 25 / 35		90~264	✓ (16W/35W half)	C.V.	42	85%	2	
APC-8 / 12 / 16 / 25 / 35		90~264	✓ (16W/35W half)	C.C.	42	84%	2	
APV-8E / 12E / 16E		180~264	✓ (16W half)	C.V.	42	83%	2	
APC-8E / 12E / 16E		180~264	✓ (16W half)	C.C.	42	83%	2	
LPL-18 / LPH-18 LPV-20 / 35 / 60 / 100 / 150 LPVL-150		LPL: 90~132 LPH: 180~264 LPV-20~100: 90~264 LPV-150: 180~305 LPVL-150: 90~132	✓	C.V.	67	90%	2	
LPLC-18 / LPHC-18 LPC-20 / 35 / 60 / 100 / 150		LPLC: 90~132 LPHC: 180~264 LPC-20~100: 90~264 LPC-150: 180~305	✓	C.C.	67	90%	2	
OWA-60		90~264	✓	C.V.+C.C.	67*	91%	5	External type
ERP -200/350		180~264	half	C.V.		90%	3	

Note 1 C.V. represents Constant Voltage Mode Output, whereas C.C. represents Constant Current Mode Output; C.P. represents constant power mode output. For C.V.+C.C., C.C., and C.V. operations, please refer to Application Q&A section on MEAN WELL LED website. (The C.C. only LED power supplies are suitable for directly driving LED modules, but not suitable for connecting with additional DC-DC LED drivers.)

Note 2 3 in 1 dimming: 1~10Vdc (or 0~10Vdc), PWM signal, or resistance.

2 in 1 dimming: 1~10Vdc (or 0~10Vdc), PWM signal.

DALI: DALI control technology

BLE: Bluetooth mesh dimming

For Timer Dimming and Smart Timer Dimming function, please contact MEAN WELL for details.

Note 3 * IP67 design for power body

Certification Chart

Metal Case

● : Certified for whole series ; ▲ : Certified for assigned models

Series \ Standard	Class 2 power unit	UL8750 (type"HL")	UL62368-1 EN62368-1	UL879	EN61347-1, EN61347-2-13	PSE J61347-1, J61347-2-13	EN55015	EN61000-3-2 Class □	EN55032 Class □	CE	CB	CCC (Note 1)
XLG-25/50	●	●HL			●	●	●	C		●	●	●
XLG-75/100	●	●HL		12V/24V	●	●	●	C		●	●	●
XLG-150/200/240		●HL		12V/24V(150W)	●	●	●	C		●	●	●
ELG-75/100	●	●HL			●		●	C		●	●	●
ELG-150/200/240		●HL			●		●	C		●	●	●
ELG- 300		●HL			●		●	C		●	●	●
ELG-75-C		●HL			●		●	C		●	●	●
ELG-100-C		●HL			●		●	C		●	●	●
ELG-150-C		●HL			●		●	C		●	●	●
ELG-200-C		●HL			●		●	C		●	●	●
ELG-240-C		●HL			●		●	C		●	●	●
ELGC-300		●HL			●		●	C		●	●	●
HLG-40H/60H	●	●HL			●	▲	●	C		●	●	●
HLG-80H	●	▲HL			●	▲	●	C		●	●	●
HLG-100H	●	●HL			●	▲	●	C	B	●	●	●
HLG-120H/150H		●HL			●	▲	●	C	B	●	●	●
HLG-185H		●HL			●	▲	●	C	B	●	●	●
HLG-240H/320H		●HL	● 240W		●	▲	●	C	B	●	●	●
HLG-480H		●HL			●	▲	●	C	B	●	●	●
HLG-600H		●HL			●	●	●	C	B	●	●	●
HLG-60H-C		●			●		●	C		●	●	●
HLG-80H-C		●			●		●	C		●	●	●
HLG-120H-C		●			●	▲ A type	●	C		●	●	●
HLG-185H-C		●			●	▲ A type	●	C		●	●	●
HLG-240H-C		●HL			●		●	C		●	●	●
HLG-320H-C		●HL			●		●	C		●	●	●
HLG-480H-C		●HL			●		●	C		●	●	●
HVG-65	●	●					●	C				
HVG-100	●	●HL					●	C				
HVG-150		●HL					●	C				
HVG-240		●HL										
HVG-320		●HL										
HVG-480		●HL										
HVGC-65		●			●		●	C		●	●	
HVGC-100		●			●		●	C		●	●	
HVGC-150		●HL			●		●	C		●	●	
HVGC-240		●HL			●		●	C		●	●	
HVGC-320		●HL			●		●	C		●	●	
HVGC-480		●HL			●		●	C		●	●	
HVGC-650		●HL			●		●	C		●	●	
HVGC-1000		●HL			●		●	C		●	●	●
XBG-100/160/240		●HL			●		●	C		●	●	●

Note1: CCC models are offered as optional models.

Certification Chart

Metal Case

● : Certified for whole series ; ▲ : Certified for assigned models

Series \ Standard	Class 2 power unit	UL8750 (type"HL")	EN62368-1/LVD	UL879	EN61347-1, EN61347-2-13	PSE J61347-1, J61347-2-13	EN55015	EN61000-3-2 Class □	EN55032 Class □	CE	CB	CCC (Note 2)
HBG-100/160(DA)		●HL			●		●	C		●	●	●
HBG-200(DA)		●HL			●		●	C		●	●	●
HBG-240(DA)		●			●		●	C		●	●	●
HBGC-300		●HL			●		●	C		●	●	●
FDL-65							●	C		●		●
FDLC-80/100					●		●	C				●
FDHC-100					●		●	C		●	●	●
LDC-35/55/80(DA)		●			●		●	C		●	●	●
ERP-200/350			● 350W								●	●
ERPF-400									A	●	●	●

Note 2 : CCC models for HBG-100/160/240 are offered as optional models; CCC models for LDC-35/55/80(DA), except for LDC-55-DA2

Note : CQC models for ERP-200/350

HL : Type HL LED Driver for use in Class I, Division 2 hazardous location luminaires.

Plastic Case & PCB Type

■: GS Mark ; ● : Certified for whole series ; ▲ : Certified for assigned models

Series \ Standard	Class 2 power unit	UL8750 (type"HL")	EN62368-1/LVD	UL879	EN61347-1, EN61347-2-13	PSE J61347-1, J61347-2-13	EN55015	EN61000-3-2 Class □	EN55032 Class □	CE	CB	CCC (Note 3)
APV-8		●					●	A		●		●
APV-12/16	●	●			●		●	A		●	●	●
APV-25/35	●	●						A	B	●		
APC-8		●					●	A		●		●
APC-12/16	●	●					●	A		●		●
APC-25/35	▲	▲						A	B	●		
APV-8E/12E/16E					●		●	A		●	●	
APC-8E/12E/16E					●		●	A		●	●	
GSV30/60					●		●	C		●		
HBG-60 (P)	●	●			●		●	C		●	●	●
HBG-100P/160P/240P		●			●		●	C		●	●	●
HLN-40/60/80H	●	●			●		●	C		●	●	
HLP-40H/60H/80H	●	●			●		●	C		●	●	●
SLD-50/80	●	●HL			●		●	C		●	●	●
LCM-25/40/60(DA)(EO)		●			●		●	C		●	●	●
LCM-40U/60U(DA)(EO)		●										
LCM-25/40/60-KN					●		●	C		●	●	
IDLV-25(A)/45(A)/65(A)	●	●			●		●	C		●	●	●
IDLC-25(A)/45(A)/65(A)		●			●		●	C		●	●	●
IDPV-25(A)/45(A)/65(A)	●	●			●		●	C		●	●	●
IDPC-25(A)/45(A)/65(A)		●			●		●	C		●	●	●
ODLV-45(A)/65(A)		●			●		●	C		●	●	●
ODLC-45(A)/65(A)		●			●		●	C		●	●	●
ODLC-45-DA/65-DA		●			●		●	C		●	●	●

Note 3 : CCC models for AP and HLN series are offered as optional models.

Certification Chart

Plastic Case & PCB Type

● : Certified for whole series ; ▲ : Certified for assigned models

Series \ Standard	Class 2 power unit	UL8750 (type"HL")	EN62368-1/LVD	UL879	EN61347-1, EN61347-2-13	PSE J61347-1, J61347-2-13	EN55015	EN61000-3-2 Class□	EN55032 Class□	CE	CB	CCC (Note 4)
LPL-18	●							A	B	●		
LPH-18	●		●					A	B	●	●	
LPV-20	●		●	●				A	B	●		
LPV-35	●		●					A	B	●	●	
LPV-60	▲		●	▲				A	B	●	●	
LPV-100		●	●	●				A	B	●		
LPV-150		●	●	●				A	B	●		
LPVL-150		●		●				A	B			
LPHC-18								A	A	●		
LPC-20	●		●	●				A	B	●		
LPC-35	●		●					A	B	●		
LPC-60	●		●					A	B	●	●	
LPC-100			●					A	B	●		
LPC-150			●					A	B	●		
LPF-16(D)/25(D)	●	●			●	●	●	C		●	●	●
LPF-40(D)/60(D)	●	●			●	●	●	C		●	●	●
LPF-90(D)	●	●HL			●	●	●	C		●	●	●
LPFH-60(D)	●	●HL									●	
NPF-40(D)	●	●HL			●		●	C		●	●	●
NPF-60(D)	●	●HL			●		●	C		●	●	●
NPF-90(D)	▲	●			●		●	C	B	●	●	●
NPF-120(D)		●HL			●		●	C		●	●	●
OWA-60E								A	B	●	●	
OWA-60U	●	●										
OWA-90E										●		
OWA-90U	▲	●										
OWA-120E										●	●	
OWA-120U		●										
PCD-16 (A/B)	●	●			▲B type		▲B type	C		▲B type	●	●
PCD-25 (A/B)	●	●			▲B type		▲B type	C		▲B type	●	●
PCD-40					●		●	C		●	●	●
PCD-60					●		●	C		●	●	
PLC-30	●				●	●	●	C		●	●	
PLC-45/60/100	●				●	●	●	C	B	●	●	
PLD-16 (A/B)	●	●			▲B type		▲B type	C		▲B type	●	●
PLD-25	●	●			●		●	C		●	●	●
PLD-40					●		●	C		●	●	●
PLD-60					●		●	C		●	●	
PLM-12(E)	▲Blank	▲Blank			●		●	C		●	●	●
PLM-25(E)	▲	▲Blank			●		●	C		●	●	●
PLN-20	●	●			●		●	C		●	●	
PLN-30	●			●	●		●	C		●	●	
PLN-45	●	●		●	●		●	C		●	●	
PLN-60	●	●		●	●		●	C	B	●	●	
PLN-100	●	●		●	●		●	C	B	●	●	
PLP-30/45/60	●	●			●		●	C		●	●	●
PWM-40	●	●HL			●		●	C		●	●	●
PWM-60	●	●HL			●		●	C		●	●	●
PWM-90	▲	●			●		●	C		●	●	●
PWM-120/200		●HL			●		●	C		●	●	●

Note 4 : Except for PLC, PLM-E and PLP series that the standard models are certified for CCC, CCC models are offered as optional models.
HL: Type HL LED Driver for use in Class I, Division 2 hazardous location luminaires.

Solutions

With more than 30 years experience, MEAN WELL, the leading brand of the power supply and LED driver, officially launches five solution websites, including LED lighting, LED display, Medical power, KNX smart building, and System power supply. Through these five websites, we hope to share our years of experience and knowledge of power supplies with you.

In each solution website, a comprehensive content was offered, covering from basic model recommendations to the thorough solutions offer for each application. If you are looking for those five related solutions, come and visit our website for answers! We hope our website can be another helpful resource for your next design.

Choose the right
PSU & LED Drivers
to Create
A Brand New
Experience
for Customers

- Outdoor Lighting
- Indoor Lighting
- High Bay Lighting
- Horticulture Lighting
- Specific Lighting

- Indoor Full Color
- Outdoor Full Color
- Fine Pitch
- Rental

- Diagnostic Imaging System
- Analysis and Laboratory
- Home Healthcare
- Rehabilitation and Assistive Device

- Indoor Lighting Control
- Heating System Control
- Blinder System Control
- Total Power Solution

- Industrial Application
- Lighting Application
- Charging Application
- ICT Application
- Medical Application

Selection Guide

LED Driver Selection Method

STEP 1 **Confirm the forward current and voltage required by the luminaires**

Confirm the LED lumen required and the suitable LED (chip) brand. Then, choose the fitting LED drivers based on the forward current and forward Voltage (Vf) of the specification.

STEP 2 **Confirm the application and function of the luminaires (driver)**

After acquiring the forward current and forward voltage of the LED specifications, choosing the driver models according to the application and design of the luminaire, such as indoor/ outdoor application/ PFC / waterproof protection /dimming function/ input voltage range /safety regulations... etc.

STEP 3 **Choose the suitable LED drivers from MEAN WELL website**

Confirm all the required functions. Through "Quick Search" of MEAN WELL website, choose the appropriate LED drivers via the options provided.

STEP 4 **Confirm the specifications of the LED drivers**

When finding the suitable products through " Quick search", please refer to the product specification to confirm the voltage range and current of the driver and the related electrical features: dimming functions / waterproof function / operating temperature/warranty and other requirements. Furthermore, it is recommended that the lowest usage range of the chosen LED driver voltage is at least 2V higher than the actual application Vf voltage to avoid the LED light flashing due to the situation that Vf decreases when operating. In addition, when selecting the driver, add 20% wattage of the actual lamp to reduce the quality problems caused by the long-term operation and the high ambient temperature.

STEP 5 **Contact MEAN WELL sales or distributors**

After confirming the specifications of the product; however, unable to choose suitable products, please feel free to contact MEAN WELL sales or distributors through website Sales Inquiry to make an inquiry, including if the selection is appropriate/ samples can be purchased...etc. Moreover, if you have purchased a sample, please test the electrical features and temperature of the drivers with the luminaire to ensure that luminaires have the best heat dissipation convection / optical design and correct electrical features.

LDHV-60 Series

High Voltage DC input DC-DC LED driver

- DC/DC step-down converter
- Constant current output: 700mA to 2100mA
- Wide input voltage: 100 ~ 420VDC
- Cooling by free air convection
- Fully encapsulated with IP67 level for pin and wire style
- Built-in 3 in 1 dimming function(dim-to-off)
- Compact size
- Suitable for DC source illumination luminaire
- Protections: Short circuit / Over temperature
- 3 years warranty

Coming Soon

LDDS-H Series

Slim and linear DC input DC-DC LED driver

- Constant current led driver
- High efficiency up to 95%
- Wide input and output voltage range
- Input voltage up to 52v
- Analogue dimming control
- Protections: Short circuit / Over temperature
- 3 years warranty

Coming Soon

Media Kit

MEAN WELL E-news

Find the "SUBSCRIBE" at the footer of MEAN WELL website. Fill in the E-News Subscribe Form, and last click the "SUBSCRIBE". Then, our confirmation e-mail will be sent to you.

MEAN WELL NEWS APP

Install MEAN WELL NEWS APP, and you won't miss our lastest news.

Social Media

01 YouTube

- Scan the QR code
- Press "SUBSCRIBE" button
- Turn on the bell. So you won't miss any videos.

02 LinkedIn

- Scan the QR code
- Navigate into MEAN WELL page and "Following" us.

03 Facebook

- Scan the QR code
- Find the icon ··· and choose "FOLLOW"
- Don't forget to "Like" us.

04 WeChat

- Search official account "MEAN WELL" in WeChat APP
- Click the "FOLLOW" button

05 YouKu

- Scan the QR code
- Press the "SUBSCRIBE" button on the top

Powered by MEAN WELL

Concept

MEAN WELL devoted to industrial PSU and LED drivers for years. Now, we ranked the top 5 global PSU manufacturers and the 2nd in LED drivers. Coincidentally, many equipment and lighting manufacturers use our products, which inspires us to come up with the "Powered by MEAN WELL" joint marketing plan.

Purpose

Taking "Powered by MEAN WELL" as a starting point, we invite premium clients who agree with our brand spirit to become our "Reliable Power Partners". We use " Powered by MEAN WELL" as our main co-marketing strategy for mutual brand promotion and to further achieve win-win situation.

PBM WEBSITE

Waterproof Connector

Female Waterproof Output Connector (Power supply side)

Waterproof Connector	Pin Configuration (Female)								
	M12				M15		M20.5		M20.8
	2-pin (5A/PIN)	Order No. : M12-02	4-pin (5A/PIN)	Order No. : M12-04	2-pin (12A/PIN)	Order No. : M15-02	2-pin (20A/PIN)	Order No. : M20.5-02	Order No. : M20.8-02
		Suitable Current : 5A max.		Suitable Current : 10A max.		Suitable Current : 12A max.		Suitable Current : 20A max.	Suitable Current : 20A max.

- The output cable can be modified to include different waterproof connectors by MEAN WELL. Minimum order quantity may vary for different models.
- We would suggest you to order the configurations of "M15 connector with length of 20cm / 30cm / 45cm / 60cm / 80cm / 100cm cables" due to its cost effectiveness and fast delivery. Ordering other connector type or cable lengths will have higher cost and longer lead-time.
- Suitable for CLG / HLG / HLG-C / HVG(C) / ELG / ELG-C / HBG / CEN / HSG / HLN / LPF / NPF / PWM series.

Male Waterproof Output Connector with Cable (System side)

Figure	Drawing
	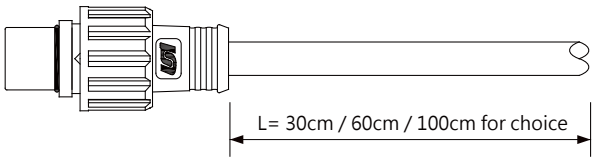

- MEAN WELL offers male waterproof connectors with cable length of 30cm, 60cm, and 100cm as our standard mating accessories. These mating accessories need to be ordered together with PSU. For other length or cable style, the higher MOQ requirement and long lead-time will be expected. Please consult MEAN WELL for details.

Order No.

M12-02M-30-U1-UN

① ② ③ ④ ⑤ ⑥

① Connector Type: Male / Female

M12	M15	M20.5	M20.8
UN & CH	UN & CH	UN only	CH only

② No. of PIN

2P	4P	
2pin	4pin	M15, M20.5 and M20.8 only have 2-pin choice

③

M	F
Male (System Side)	Female (PSU Side)

④ Cable Length: Male with Cable

30	60	100
30cm	60cm	100cm

Cable Length: Female with Cable

20	30	45	60	80	100
20cm	30cm	45cm	60cm	80cm	100cm

⑤ Cable Type

U1	E1
SJTW (USA)	H05RN-F (EURO)

⑥ Brand Name

UN	CH
UNICABLE (Made in Taiwan)	CHOGORI (Made in China)

Waterproof Cable Joiner

Order No. : CJ04-1
CJ04-2

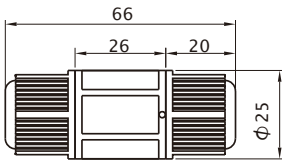

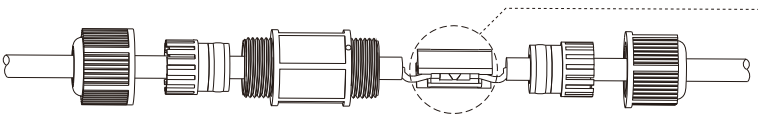

CJ04-1 suitable for 14AWG~16AWG
CJ04-2 suitable for 18AWG~22AWG

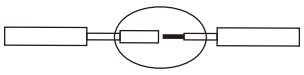

Up to four wires can be connected through this cable joiner by soldering or clamping by tools.

- CJ04 cable joiner can be purchased independently for user's own assembly.

Taiwan
明纬企业股份有限公司(总部)
MEAN WELL ENTERPRISES CO., LTD. (Headquarters)
24891 新北市五股区五权三路28号
No.28, Wuquan 3rd Rd., Wugu Dist.,
New Taipei City 24891, Taiwan (R.O.C.)
Tel :+886-2-2299-6100(rep.)
info@meanwell.com www.meanwell.com

China
明纬(广州)电子有限公司
MEAN WELL (GUANGZHOU) ELECTRONICS CO., LTD.
广州市花都区花东镇金谷南路11号
No.11, Jingu South Road, Huadong Town,
Huadu District, Guangzhou, Guangdong, China
Tel :+86-20-3773-7100 / 400-800-3608(sales)
+86-755-2359-1630(Shengzhen Office)
广州市天河区东圃镇黄村粤安工业园A栋2楼
2F, A Building, Yuean Industry Park, Huangcun,
Dongpu Town, Tianhe District, Guangzhou, China
Post Code: 510660
Tel :+86-20-2887-1200(rep.)
info@meanwell.com.cn
www.meanwell.com.cn

苏州明纬科技有限公司
SUZHOU MEAN WELL TECHNOLOGY CO., LTD.
江苏省苏州市相城区东桥镇健民路77号
No.77, Jian-Min Rd. Dong-Qiao Town,
Xiang-Cheng District, Suzhou, Jiang-Su, China
Post Code: 215152
Tel :+86-512-6508-8600
+86-10-5200-1817(Beijing Office)
info@meanwell.cc
www.meanwell.cc

U.S.A.
MEAN WELL USA, INC.
44030 Fremont Blvd., Fremont,
CA 94538, U.S.A.
Tel :+1-510-683-8886
info@meanwellusa.com
www.meanwellusa.com

Europe
MEAN WELL EUROPE B.V.
Langs de Werf 8,1185XT Amstelveen,
The Netherlands
Tel :+31-20-758-6000
info@meanwell.eu
www.meanwell.eu

请 与 在 地 经 销 商 联 系

PRINTED WITH SOY INK
This catalog is printed with soy ink

2020 JUNE