


## AK Metallized Polyester Film Capacitor series (Tape-wrapped Axial Compact Type)

- Non-inductive construction, compact size, metallized film capacitor with axial lead wires.
- Highly reliable with self-healing property.
- Minimum loss at high frequency.
- Tape-wrapped and epoxy endfilled at both leads for superior mechanical strength and humidity resistance.
- High capacitance value, offering a wide variety of applications.
- Compliant to the RoHS directive (2011/65/EU).



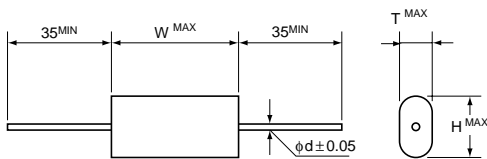
### Applications

- Filtering DC-blocking, coupling and so on of general communications equipment and use in AC circuits for motor starting, charging / discharging, lighting, etc.
- Some A.C. applications may cause capacitor failure, over heating of the capacitors and/or discharge may be the result. Please contact us about details for A.C. application.

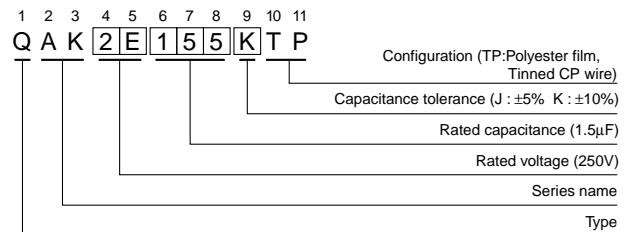
### Specifications

Item	Performance Characteristics	
Category Temperature Range	-40 to +85°C	
Rated Voltage	250, 400, 630VDC	
Rated Capacitance Range	0.1 to 10μF	
Capacitance Tolerance	±5% (J), ±10% (K)	
Dielectric Loss Tangent	1.0% or less (at 1kHz 20°C)	
Insulation Resistance	C ≤ 0.33μF : 9000 MΩ or more    C > 0.33μF : 3000 ΩF or more	
Withstand Voltage	Between Terminals	Rated Voltage × 175%, 1 to 5 secs.
	Between Terminals and Coverage	Rated Voltage × 200%, 1 to 5 secs.
Encapsulation	Adhesive polyester film, epoxy resin	

### Drawing



### Type numbering system (Example : 250V 1.5μF)



### Dimensions

Unit : mm

Cap.(μF)	V(Code) Code	Size	250VDC (2E)				400VDC (2G)				630VDC (2J)			
			T	W	H	d	T	W	H	d	T	W	H	d
0.1	104									6.0	30.0	12.5	0.8	
0.15	154									7.5	30.0	14.0	0.8	
0.22	224									8.5	30.0	16.5	0.8	
0.33	334					7.5	25.0	15.5	0.8	10.5	30.0	18.5	0.8	
0.47	474	5.5	25.0	12.0	0.8	9.0	25.0	17.0	0.8	11.0	35.0	19.0	0.8	
0.68	684	7.0	25.0	13.0	0.8	9.0	30.0	17.0	0.8	11.5	40.0	21.0	1.0	
1.0	105	7.5	25.0	15.5	0.8	11.0	30.0	19.0	0.8	12.5	46.0	22.0	1.0	
1.5	155	8.0	30.0	16.0	0.8	13.0	30.0	22.5	0.8	16.0	46.0	25.0	1.0	
2.2	225	9.5	30.0	17.5	0.8	13.5	35.0	23.0	0.8	18.0	52.0	27.5	1.0	
3.3	335	9.5	35.0	19.5	0.8	17.0	35.0	26.5	0.8	22.5	52.0	31.5	1.0	
4.7	475	12.0	35.0	21.5	0.8	18.5	41.0	28.0	1.0					
6.8	685	13.5	40.0	22.5	1.0									
10.0	106	16.5	40.0	25.5	1.0									