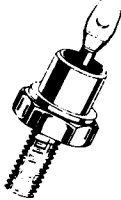



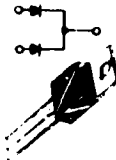
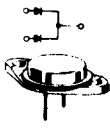
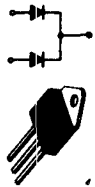


SCHOTTKY RECTIFIERS (continued)

There are many other standard features in Motorola Schottky rectifiers that give added performance and reliability.

1. GUARDRINGS are included in all Schottky die for reverse voltage stress protection from high rates of dv/dt to virtually eliminate the need for snubber networks. The guarding also operates like a zener and avalanches when subjected to voltage transients.
2. MOLYBDENUM DISCS on both sides of the die minimize fatigue from power cycling in all metal product. The plastic TO-220 devices have a special solder formulation for the same purpose.
3. QUALITY CONTROL monitors all critical fabrication operations and performs selected stress tests to assure constant processes.

3

	I_O , AVERAGE FORWARD RECTIFIED CURRENT (A)							
	15	16	20	25		30		
CASE	56-02 Metal 	221B-01 Plastic 	221A-02 Plastic 	56-02 Metal 		221A-02 Plastic 	11-03 Metal 	340-01 
V_{RRM}	DO4	T0220AC	T0220AB*	DO4		T0220AB	T03*	T0-21BAC*
20	1N5826			1N5829				
30	1N5827			1N5830	1N6095			
35		MBR1635	MBR2035CT			MBR2535CT	MBR3035CT	MBR3035PT
40	1N5828			1N5831	1N6096		SD241	
45		MBR1645	MBR2045CT			MBR2545CT	MBR3045CT	MBR3045PT
IFSM (A)	500	300	150	800	400	300	400	200
T_J or T_C at rated I_O (°C)	80	125	135	85	70	125	105	
T_J MAX	125	150	150	125	150	150	150	150
BARRIER METAL	CHROME	PLATINUM		CHROME	PLATINUM			
V_F MAX at I_O (V)	.50	.60	.72	.48	.58	.73	.65	.72

(*) I_O is total device output.