


Ultra Fast Sinterglass Diode

Features

- High temperature metallurgically bonded construction
- Glass passivated cavity-free junction
- Superfast recovery time for high efficiency
- Low forward voltage, high current capability
- Hermetically sealed package
- High surge capability



17031

Mechanical Data

Case: DO-204AP Sintered glass case

Terminals: Plated axial leads, solderable per MIL-STD-750, Method 2026

Polarity: Color band denotes cathode end

Mounting Position: Any

Weight: approx. 560 mg

Parts Table

Part	Type differentiation	Package
GI1001	$V_{RRM} = 50\text{ V}$	DO-204AP(G-1)
GI1002	$V_{RRM} = 100\text{ V}$	DO-204AP(G-1)
GI1003	$V_{RRM} = 150\text{ V}$	DO-204AP(G-1)
GI1004	$V_{RRM} = 200\text{ V}$	DO-204AP(G-1)

Absolute Maximum Ratings

$T_{amb} = 25\text{ }^{\circ}\text{C}$, unless otherwise specified

Parameter	Test condition	Part	Symbol	Value	Unit
Reverse voltage = Repetitive peak reverse voltage	see electrical characteristics	GI1001	$V_R = V_{RRM}$	50	V
		GI1002	$V_R = V_{RRM}$	100	V
		GI1003	$V_R = V_{RRM}$	150	V
		GI1004	$V_R = V_{RRM}$	200	V
Maximum average forward rectified current	0.375 " (9.5 mm) lead length at $T_L = 75\text{ }^{\circ}\text{C}$		$I_{F(AV)}$	1.0	A
Peak forward surge current	8.3 ms single half sine-wave superimposed on rated load (JEDEC Method), at $T_L = 75\text{ }^{\circ}\text{C}$		I_{FSM}	30	A
Operating junction and storage temperature range			T_J, T_{STG}	- 55 to + 175	$^{\circ}\text{C}$

Maximum Thermal Resistance

$T_{amb} = 25\text{ }^{\circ}\text{C}$, unless otherwise specified

Parameter	Test condition	Symbol	Value	Unit
Typical thermal resistance ^{1), 2)} - junction to ambient		$R_{\theta JA}$	65	K/W
Typical thermal resistance ^{1), 2)} - junction to lead		$R_{\theta JL}$	20	K/W

Electrical Characteristics

$T_{amb} = 25\text{ }^{\circ}\text{C}$, unless otherwise specified

Parameter	Test condition	Symbol	Min	Typ.	Max	Unit
Maximum instantaneous forward voltage ¹⁾	$I_F = 1.0\text{ A}$	V_F			0.975	V
Maximum reverse current	$V_R = V_{RRM}$, $T_{amb} = 25\text{ }^{\circ}\text{C}$	I_R			2.0	μA
	$V_R = V_{RRM}$, $T_{amb} = 100\text{ }^{\circ}\text{C}$	I_R			50	μA
Maximum reverse recovery time	$I_F = 0.5\text{ A}$, $I_R = 1.0\text{ A}$, $I_{rr} = 0.25\text{ A}$	t_{rr}			25	ns
Typical junction capacitance	$V_R = 4\text{ V}$, $f = 1\text{ MHz}$	C_j		45		pF

¹⁾ Pulse test: 300 μs pulse width, 1 % duty cycle

Typical Characteristics ($T_{amb} = 25\text{ }^{\circ}\text{C}$ unless otherwise specified)

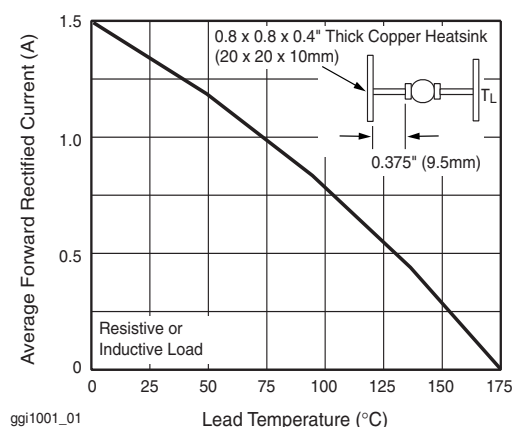


Figure 1. Forward Current Derating Curve

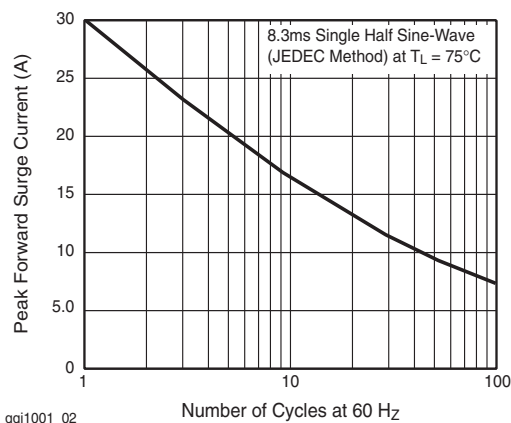


Figure 2. Maximum Non-Repetitive Peak Forward Surge Current

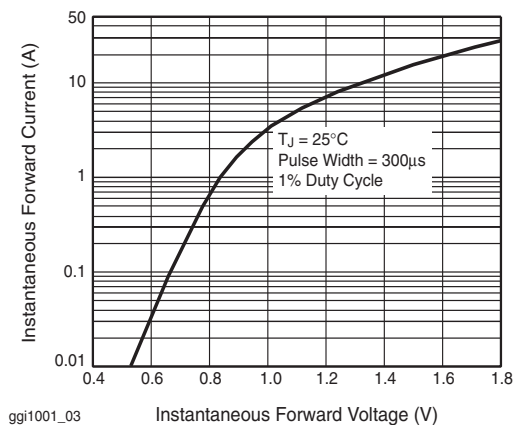


Figure 3. Typical Instantaneous Forward Characteristics

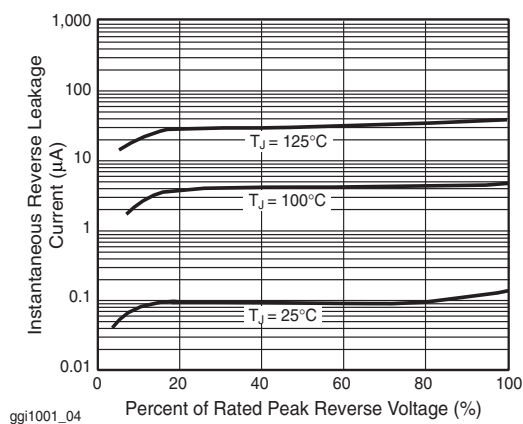


Figure 4. Typical Reverse Leakage Characteristics

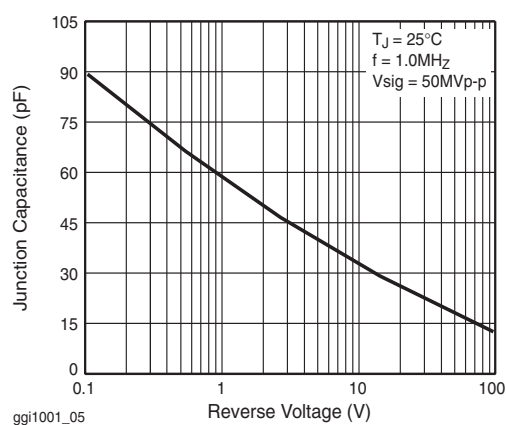
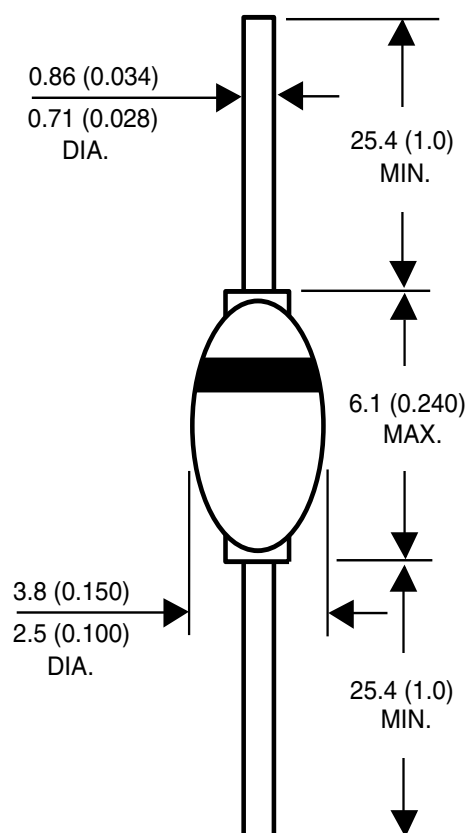


Figure 5. Typical Junction Capacitance

Package Dimensions in mm (Inches)



17030



Ozone Depleting Substances Policy Statement

It is the policy of **Vishay Semiconductor GmbH** to

1. Meet all present and future national and international statutory requirements.
2. Regularly and continuously improve the performance of our products, processes, distribution and operating systems with respect to their impact on the health and safety of our employees and the public, as well as their impact on the environment.

It is particular concern to control or eliminate releases of those substances into the atmosphere which are known as ozone depleting substances (ODSs).

The Montreal Protocol (1987) and its London Amendments (1990) intend to severely restrict the use of ODSs and forbid their use within the next ten years. Various national and international initiatives are pressing for an earlier ban on these substances.

Vishay Semiconductor GmbH has been able to use its policy of continuous improvements to eliminate the use of ODSs listed in the following documents.

1. Annex A, B and list of transitional substances of the Montreal Protocol and the London Amendments respectively
2. Class I and II ozone depleting substances in the Clean Air Act Amendments of 1990 by the Environmental Protection Agency (EPA) in the USA
3. Council Decision 88/540/EEC and 91/690/EEC Annex A, B and C (transitional substances) respectively.

Vishay Semiconductor GmbH can certify that our semiconductors are not manufactured with ozone depleting substances and do not contain such substances.

We reserve the right to make changes to improve technical design and may do so without further notice.

Parameters can vary in different applications. All operating parameters must be validated for each customer application by the customer. Should the buyer use Vishay Semiconductors products for any unintended or unauthorized application, the buyer shall indemnify Vishay Semiconductors against all claims, costs, damages, and expenses, arising out of, directly or indirectly, any claim of personal damage, injury or death associated with such unintended or unauthorized use.

Vishay Semiconductor GmbH, P.O.B. 3535, D-74025 Heilbronn, Germany
Telephone: 49 (0)7131 67 2831, Fax number: 49 (0)7131 67 2423



Notice

Specifications of the products displayed herein are subject to change without notice. Vishay Intertechnology, Inc., or anyone on its behalf, assumes no responsibility or liability for any errors or inaccuracies.

Information contained herein is intended to provide a product description only. No license, express or implied, by estoppel or otherwise, to any intellectual property rights is granted by this document. Except as provided in Vishay's terms and conditions of sale for such products, Vishay assumes no liability whatsoever, and disclaims any express or implied warranty, relating to sale and/or use of Vishay products including liability or warranties relating to fitness for a particular purpose, merchantability, or infringement of any patent, copyright, or other intellectual property right.

The products shown herein are not designed for use in medical, life-saving, or life-sustaining applications. Customers using or selling these products for use in such applications do so at their own risk and agree to fully indemnify Vishay for any damages resulting from such improper use or sale.